

Turning an (mostly) Natural Edged Bowl



From
A Manzanita Root Ball



**Manzanita Bushes Grow
on the West Coast**



They grow from a big root ball



A 40# Root Ball



**The bottom trimmed with
chain saw**



Base smoothed with plane



Face plate screwed on

**Won't clear
lathe bed**





Chain saw to the rescue!



Now it clears



But the live center won't clear



Marked the problem area



Another chain saw rescue

**Now it's
safely
mounted**





Starting to rough it to shape





Becoming more round



Wood is coming off in chips



Starting to see final shape



Almost there


**Still some high
spots to work
out**





Sanded smooth with disc sander

**Starting to
wrap with
filament tape**





More tape

**It's got to hold
together
during the
hollowing**





Starting to open it up



Tailstock off, moved to end of bed



Isn't that ugly?

**Glad I have that
big cast iron
tool rest!!!**





Let's bore out some of that center



Getting closer to the bottom



I guess it'll never hold soup!



Almost there



Lots of big gaping holes in the bottom



Starting to clean it up



Look at those holes



Sanded smooth



Measuring curve for jam chuck




Preparing jam chuck




Matching curves




**Mounted with
jam chuck**



Shaping base



Screw holes to fill



Sawdust and alcohol make paste



When paste is dry, add CA glue



Bottom sanded smooth



Only a nubbin left to cut and sand off



Ready to take off lathe



First coat of lacquer. Note the fragile piece and flat top edge.



Finished Bowl!