

# WOODTURNERS OF ST. LOUIS

A Chapter of the American Association of Woodturners

September 2009

## August Demos: Green Wood Pre- and Post Turning & The Wood-Cut Bowlsaver



Lloyd Richardson demonstrated the Woodcut Bowlsaver. This device allows the turner to harvest several rough turned bowls from one blank. Lloyd researched similar products and found the Bowlsaver to be the best match for his time requirements and skill-set as an amateur turner. And, he found the demonstration video very helpful.

The Bowlsaver mounts onto the lathe using both the tool rest and tailstock. Once set up the Bowlsaver is easy to operate, and requires only steady, gentle pressure on the knife's operating. Frequent withdrawal of the knife from the blank is necessary to prevent wood shavings from building up that may jamb the knife and create heat.

When laying out the daughter bowls on the face of the mother bowls, the turner should have a rough wall thickness of about 1 inch and allow for the thickness of the knife blade at each cut.

Lloyd keeps the lathe at 400 rpm for safety. The instructions say 600 rpm but Lloyd explained that the size, weight and balance of the blank are key factors in choosing speed. He also uses a laser pointer to trace the knife's path through the blank so he can determine the bottom thickness of his bowls. The manufacturer's instructions say the knife's replaceable cutting tip should last for 500 bowls. The hollow grind on the tip is es-

### **Next Meeting**

September 27, 2009

**Family Picnic at Spencer Park**

*(See page 3 for details)*

### **Up-Coming Programs**

#### October

Kim Winkle, Oct. 10 & 11

Regular Meeting: Christmas Ornament Demos

#### November

Election of officers

Wine and Cheese Social

Auction

#### December

No Meeting

sential. Lloyd recommends a parallel grind for softwood and a negative 5 degree grind for hardwood. See the manufacturer's website: [www.shop.woodcut-tools.com](http://www.shop.woodcut-tools.com) for more information, including the downloadable video.


Gary Hinegardner conducted the pre-meeting in Dave Endres' absence. He repeated an earlier program on chainsaw safety, types of chains, sharpening and other tools useful for cutting rough blanks. He demonstrated how to cut blanks from logs and make them ready for the bandsaw or lathe, including his "planing" cut. He discussed wood shrinkage, storing green wood, sacking and end-sealing. He discussed choosing wood and had samples of walnut, cedar, hackberry, catalpa and white oak.

In addition to Lloyd's bowlsaver demo, Gary, Dave Baer and Walt Ahlgrim led a discussion on caring for green wood (Cont'd on page 3, see "gren")

## August Show and Tell Gallery



Bob Goulding (left) shared two hollow forms he created and described (cont'd below, left)



figuring out how to make the shape of a ship's decanter (right).



Dixie Smith (above) talked about his piece with two heartwoods. A discussion followed about how to cut a raw block from the log to achieve that particular grain pattern.

Bob Egilsrud (right) asked club members if they had any ideas about how his bowl could be thinner on one side than the other. It was suggested that the wood density varied and that slowing his speed might help correct this problem. It was also suggested that when turning very thin walls the piece should be



turned in increments. The mass needs to be maintained just ahead of the thin wall to keep the piece from wobbling and thereby leaving a wall with varied thickness.



Bernhard Voss shared a small petal shaped bowl from pine (left). He is looking for spalted pine, if anyone has some.

### Woodturners of St Louis

#### President

Dave Endres  
314-568-1244  
endrestoh@att.net

#### Vice President

Gary Hinegardner  
573-216-3572  
gary.hinegardner@gmail.com

#### Secretary

Dave Baer  
636-825-6552  
davebaer@att.net

#### Treasurer

Walt Ahlgrim  
314-567-5268  
stlwoodturner@sbcglobal.net

#### Conference Administrator

Laurie Ruhl  
573-564-2299  
yalechic02@msn.com

#### Web Site

<http://www.stlturners.org>

#### Webmaster

Bill Rubenstein  
636-949-2044  
wsr2@swbell.net

#### Newsletter Co-Editors

Katy Hinegardner  
573-564-2582  
katy@hinegardner.org  
Thomas Simon  
618-222-1533

### *From the editors:*

Thank you, James Payne, for stepping up to the plate and volunteering to help with the newsletter.

Remember that Jo Williams is embroidering shirts and patches with the club's logo. The shirts are available in several styles and colors. The prices vary, depending on exactly what you want. One dollar per shirt goes back to the club. Call Jo at 314-954-9624 to make an order.

*Thomas Simon*

*James Payne*

*Katy Hinegardner*

## Family Picnic at Spencer Creek Park

### Family Picnic

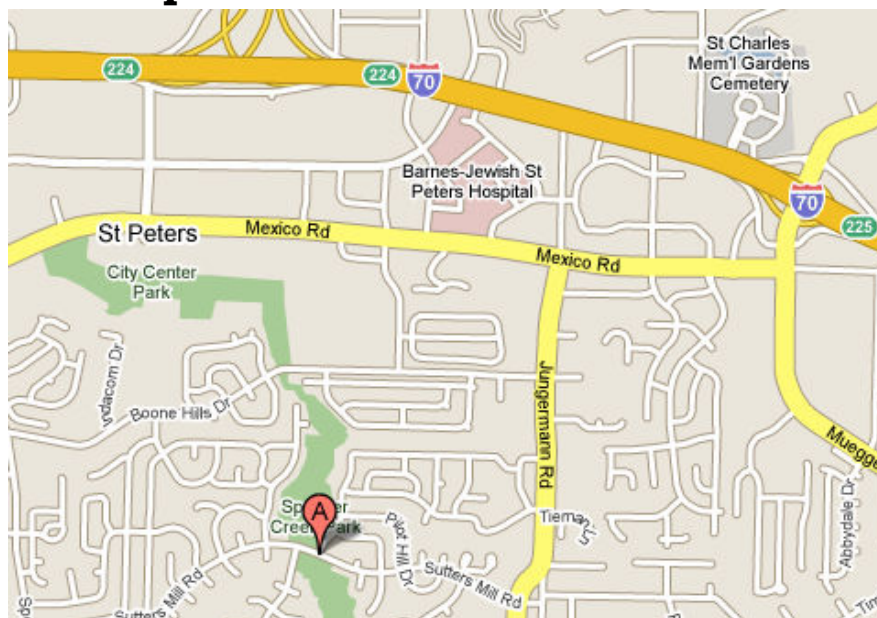
Bring the whole family to pavilion K in Spencer Creek Park, St. Peters on Sunday, Sept. 27th at 1pm, rain or shine. All you need to bring for the meal is your drink of choice and a side dish or dessert. Sloppy Joes, pulled pork, bread, coffee and table service are provided. Everyone is welcome. Don't forget to bring

#### DIRECTIONS:

Spencer Creek Park is located at 151 Sutters Mill Road. From I-70, you can take the Cave Springs exit or the Mid Rivers Mall Drive exit. From the Cave Springs exit, head south on Cave Springs to Mexico Road. Turn right (west). Go to Jungermann Road then turn left. Go to Sutters Mill Road and turn right. Continue to park entrance.

From the Mid Rivers Mall Drive exit, head south on Mid Rivers Mall Drive to Mexico Road. Turn left (east) on Mexico Road. Take to Spencer Road and turn right. Go to Sutters Mill Road and turn left. Continue to park entrance.

From the south, take 94 to Jungermann Rd. Go north for 2.6 miles to Sutters Mill Rd and turn left. Whatever route you take, go through the covered bridge and Pavillion K is on the left.



### Attention All Members

We need a new slate of officers.  
Anyone interesting  
in holding an office, please contact  
one of the existing officers.

### Library Notes

**New check-out method:** Please complete the checkout card with your name and date. Then file the card by the first letter of your last name. When you place the cards in the storage box, your cards go behind the alphabetical letter dividers.

### Belleville Wood Show

*By Joe Shumacher*

On November 7th and 8th the St. Louis Woodturners will be the featured exhibit at the Midwestern Woodcarvers Show at the Belle-Clair Fairgrounds in Belleville, Illinois. We would like to have a nice large display, so we are asking each member to display at least 2 pieces of their work. It does not matter what level you are, we need to show the public all levels of wood turning ability. The show committee will be making up name placards for the display, so please bring a paper with your name and the type of wood used with each of your pieces. Items will be securely displayed behind ropes with security guards present. Bring your art to the October meeting or you may bring them to the site. We will be setting up the dis-

play Nov. 6th from 12-3pm. Your work will be returned to you at our November meeting or you may pick them up at the show at 5pm on the 8th. A photo I.D. will be required to get your pieces that evening.

We will also be demonstrating that weekend. If you would like to help, contact Bill Farny for more information.


There will be no selling at the demonstration booth but if any member or members would like to have their own booth to sell they can get a table for half price (\$ 25). If you would like to get an application for the show or have any questions regarding the show or exhibit, call me at 636-464-8385 or E-mail me at ([jfshoes@sbcglobal.net](mailto:jfshoes@sbcglobal.net)). Tickets and directions for the show will be available at the October meeting.

# WOODTURNERS OF ST. LOUIS

Katy Hinegardner  
9 Blue Heron Ln.  
Wellsville, MO 63384

## Next Meeting

**September 27, 2009**  
at  
**Spencer Creek Park**  
**Family Picnic**  
**1pm**



## MEMBERSHIP APPLICATION - WOODTURNERS OF ST. LOUIS

NAME \_\_\_\_\_ DATE \_\_\_\_\_

STREET ADDRESS \_\_\_\_\_

CITY \_\_\_\_\_ STATE \_\_\_\_\_ ZIP \_\_\_\_\_

HOME PHONE \_\_\_\_\_ WORK PHONE \_\_\_\_\_

Bring this application to the next meeting  
along with your check . Or mail to:

Woodturners of St. Louis  
c/o Walt Ahlgrim  
10 Ramblewood Ln  
St. Louis, MO 63141

Make check payable to: *Woodturners of St. Louis*

Check applicable boxes below:

- Please consider receiving newsletter by email only. It saves a little paper, costs less, you'll receive it sooner and it's in color.
- New member
- Renewing member
- Individual Membership (\$30)
- Family Membership (\$45)
- I would like to receive the newsletter by email
- I would like to receive the newsletter by snail mail.

Applications for membership in the American Association of Woodturners are available at each chapter meeting.