



WOODTURNERS OF ST. LOUIS

A Chapter of the American Association of Woodturners

stlturners.org

May 2013

May Demo > Brandon Harris – NEW WTSTL Web Site● The new web site is operational and a majority of the members at the May meeting have been to it and provided good feedback on its design and functionality. Brandon Harris linked up to the new site at the meeting and lead members thru the menus and features. He walked us through the process for requesting an account, getting the authorization notification, and receiving the verification email. Then once on the site, Brandon demonstrated the submenus for loading an Avatar, personal gallery, searching, and emailing. The new site provides versatility for club members and is built using Word Press and Buddy Press which allows it to be maintained by several people and operated at a small cost. Some of the current features are:



- Each member has their own user name and password.
- Each month a different club member will be featured on the home page. If you would like to be featured, provide Jon with 4 to 6 good quality pictures (640 x 480) of your turnings. They should have the same background.
- Search capability for members, equipment, turning specialties...
- Social network for quick access to postings
- Posting of for sale items
- Newsletters (currently 3 years are available but more will be loaded near term)
- Easy instant messaging
- Member photo albums
- Past demonstrators links and files

Future site development includes:

- Ability to sign up for demonstrations (will still have to pay in person)
- List of library materials
- Member picture directory
- Mobil browser so you can view the site on your smart phone

Brandon is working on putting the membership list and other selected information behind the log-in so that only club members will be able to view them. The club will establish a policy for a grace period between the time dues are due (at the end of the year) and when unpaid members will be dropped from the site.

You can access the site using: <http://turnedtreasuresllc.com/wstl2/> or www.stlturners.org (it will redirect you to the new site). We are in the process of taking over the old URL so in the future www.stlturners.org will still be our official URL.


Thanks to Jon for all his work on developing this site along with assistance from Brandon. This is your site, so please provide Jon and Brandon with your feedback and suggestions.

Pre-Meeting Demo> Bill Farny – Scrapers



Bill showed members that scrapers are used by real woodturners and that they can produce a surface that needs little or no sanding. He demonstrated how scrapers can be used to remove the ridges left by gouges or to do major stock removal. Bill had an assortment of scrapers with a variety of tip shapes that were tailored to a given

situation. The square end and box tips are used for getting into corners or for cutting the inside wall of a box. Tips with small radii were then used to make the transition from the bottom to the wall.



Unique tip shapes for specific features.




To reduce the chance of a catch it is important to position the tool rest slightly above center and have the end of the tool handle slightly raised. Bill emphasized this with a personal story where his scraper dug into his turning, flew up, caught him under his chin, knocked him out, and cut him requiring 12 stitches. It is also important to never get the entire edge in contact with the wood at once. Use only a small portion of the edge at a time.

Bill demonstrated the use of a scraper on a bowl to clean up chatter marks and torn grain both on the inside and outside surfaces. Light cuts resulted in small curly shavings. He then showed how a scraper could be used to reach behind the rim of a turning.



He then turned a top showing how scrapers could be used for spindle turning, adding details and a chatter texture, and the colored the turning with permanent markers.

Bill referenced an article by Richard Raffan in the American Woodturner April 2012 edition. It provides information on selecting the proper scraper, shaping and grinding, and use on bowls, end grain, and hollow forms. (It is available in our library and on-line if you are an AAW member.)



Thank to Bill for sharing his knowledge on the use of scrapers and helping to remove the myth and guilt in using a scraper.

Editor's note: Bill also showed club members a spindle adapter that he had made. It allows him to use his chucks on a variety of lathes with different spindle size and TPI.



Library News > Rich Hinkebein • Last month the following items were added:



- Woodturning Design magazine, June issue – it contains an article on using silver wire for decorations
- Metal Inlay Techniques by Mike Sokolowski – shows ways to salvage and improve wood blanks with decorations
- Turning for Food and Turning for Fun and Profit – two project DVD's by Nick Cook. These have interesting projects geared toward newer turners.

Our library is only open on Sunday at our club meetings and is open to all our members for checking out books, videos, and DVD's.

When checking out material, sign/date the card and put it BEHIND the letter of your last name in the box. When you return material make sure you put the card back in the item and that the card goes with that item. Watch that you do not put multiple cards in one item. And please sign legibly so you can be tracked down if something is amiss.

UPDATE – Woodcraft has changed their policy and will no longer accept library items being dropped off at the store. Some have been misplaced and they do not want the hassle or the responsibility. If you are unable to return library material at a meeting you can mail the items to Rich or ask another member to return them. See the member directory for Rich's address.

Our library is a great source of inspiration and knowledge. A complete listing of our library will soon be on our club web site. Please take advantage of this wonderful club benefit.

Tip of the Month • What not to turn



In the interest of safety, Walt Ahlgrim did a show and tell of what not to turn. As Walt pointed out, no matter how beautiful a bark inclusion or spalted area may be, sometimes it is not worth the risk of being hurt or hurting someone else with a turning. The cracks that developed in this piece make it better for showing *what not to do* than trying to make it work. Turn smart, be safe.



President's Spin > Jon Spelbring • Jon is "On vacation" but will have an article in the next newsletter edition.

Club News>

Membership dues are due● Dues for 2013 became payable at the end of last year. An [application](#) is available on the club web site. Dues are \$30 individual; \$40 family. Please make sure that the contact information we have on file is correct (check the on-line roster on the club web site under “members only”).







Attendance/Treasurers Report● Thirty four members/guests attended the May meeting which was chaired by Walt in the absence of our President and Vice President.

Web site● The new site is open: <http://turnedtreasuresllc.com/wstl2/> or www.stlturners.org.

New Members● Please join me in welcoming Robert Conaway from Webster Groves, Gail Elble from Clayton, Jan Hoffman from Clayton, and Cullum Holden from Hillsboro.

Lathe safety shield● We are obtaining the design used by the AAW at symposiums. That design allows for lighting, video, and speakers to be on the same mounting system as the protective shield. *It is still in work!*

			
Robert	Gail	Jan	Cullum

Picnic Planning● **September 29 is the NEW date** for our club picnic. Note that it is on the 5th Sunday versus the 4th Sunday of the month. Laura is asking members to turn a vase to be used for arrangements at each of the tables. They can be wet or dry and of just about any size (4” – 12”). There may be a “vase exchange” or awards – TBD. Let her know ASAP that you will be turning one for the picnic.

More information on activities and a map will be available at the meetings and in future newsletters.

Coffee and Cookies● Complementary coffee is available at the meetings. Cookies are 50 cents each and purchased on the honor system.

President’s Challenge> May Segmented and/or Laminated● The President’s Challenge for May was to turn anything – as long as it was a segmented or laminated piece. The winning entry, selected by the members, was an intricate hollow vessel turned by Gary Johnson. The turning is composed of 974 pieces of Ebon-X and maple. Ebon-X is walnut pressure treated to turn it black and no longer available. Congratulations to Gary. The other entries in the President’s Challenge are shown in the Show and Tell section of the newsletter.



during the year).

June’s Challenge - Turn Two or More of the Same Item (challenge in duplication skills)● A gift certificate will be awarded the winning turning and all entrants will get credit toward the year end drawing (minimum of 6 entries

Symposiums>

- AAW 27th international woodturning symposium will be held in Tampa, FL June 28-30, 2013, visit www.woodturner.org for more information.

- Southwest Association of Turners woodturning symposium will be held in Waco, TX Aug 23-25, 2013, visit www.SWATurners.org for more information.

American Association of Woodturners ● The AAW is dedicated to providing education, information, and organization to those interested in woodturning. You can join the AAW at their site: <http://woodturner.org/member/MemberLogOn.asp>. Membership comes with access to on-line training information and includes a subscription to the *American Woodturner* magazine. Our club is a chapter of the AAW.

Upcoming Events:

Calendar of Events		
June 23	Meeting at Woodcraft	Demos TBD
July 28	Meeting at Woodcraft	Demos TBD

May Show & Tell



Dan Schmoker showed his box scraper that he made by putting a special grind on another scraper. Note the grind near the tip for cutting straight in for a box wall.



Jeff Nasser showed his pepper mill turned from walnut, maple, and holly. To make the match of the grain better between the head and the body Jeff makes separate tenons to insert into the PM head rather than using the main block of wood. He drills for the screw holes in the metal plate and then half way in for the center hole. The center hole is then drilled all the way through when putting in the inlay on the top.



Hollow form vessel in Russian elm by Walt Ahlgrim.

Entries for the President's Challenge – May Segmented / Laminated Turnings



Ron Andracsek's square bowl.



Ernie Guhl's segmented top.



Pen by Brandon Harris.



Segmented sphere with golf ball by Charles Sapp.
Check out his [YouTube video](#).




Segmented bowl and bird house by Rich Hinkebein.



Segmented bowl with eagle pattern by Gary Johnson. It is made up of 733 pieces and "the last one" Gary plans to make.



Vase by Ray Koeneman.



Jeff Nasser's pepper mill.

Woodturners of STL
771 Meadow Cliff Drive
St. Charles, MO 63303

Join the Woodturners of St. Louis: If you like turning wood, making things on your lathe and want to learn more about woodturning then join the Woodturners of St. Louis. Learn and share ideas with like-minded Woodturners of St. Louis. Our chapter normally meets from 1:00pm to 4:00 pm on the fourth Sunday of every month at Woodcraft Supply; 2077 Congressional Drive (Westport area), St. Louis, MO 63146.

<http://www.stlturners.org>

Facebook site • Check out the club Facebook page:

<https://www.facebook.com/pages/Woodturners-of-St-Louis/292734664135601> and “Like” the page (click on the “Like” icon) to receive updates.



Board Members

President:	Jon Spelbring	618.698.3626	jon@spelbring.net
Vice President:	Dan Burleson	636.299.6302	danburleson1@gmail.com
Secretary:	Charles Sapp	636.928.0149	cwsapp@charter.net
Treasurer:	Walt Ahlgrim	314.567.5268	stlwoodturner@sbcglobal.net
Conf. Admin.	James Payne		ipayne.2011@gmail.com
Newsletter:	Charles Sapp	636.928.0149	cwsapp@charter.net
Librarian:	Rich Hinkebein	636.332.2396	kathryna1945@yahoo.com

Questions: info@stlturners.org