



# WOODTURNERS OF ST. LOUIS

A Chapter of the American Association of Woodturners

stlturners.org  
August 2015

## August Meeting Demo > Turning a Wave Bowl • Steve Reynolds




Imagine capturing the excitement of a wave done by fans in Bush stadium in a wood turning and you have the demonstration done by Steve on turning a wave bowl. Steve recently took a class taught by [John Beaver](#) and came back to describe the technique to our members. "Waves" are created in a turning by slicing up your form and inserting a different species. Waves can be created with a single cut or multiple cuts to form intersecting shapes. Care must be taken to get alignment of the inserts as the cuts are made and the inserts glued into place.



A form can also be sliced and individual sections turned to different diameters to create a pattern. This bowl was turned from cherry and made to look like a bowl within a bowl by using an ebonizing solution (see June WTSTL newsletter).



The technique can also be applied to flat stock. In this project, Steve overlaid a piece of maple and a piece of cherry. After the cuts were made, parts from the maple were swapped out for cherry and bands of walnut were inserted. The result was two "mirror image" blanks of maple and cherry for turning.



Steve made a fixture to mount on his band saw to make the cuts repeatable. Note the glue blocks on the turning to provide alignment of all the parts.



Out of respect for John Beaver and the intellectual properties associated with this style of turning, details of the process are not included in the newsletter. The handout that was given to members at the meeting is available on the club web site under the "[members only tab](#)".

Links: <http://www.woodworkersinstitute.com/page.asp?p=2941>  
<http://www.woodworkersinstitute.com/page.asp?p=2659>

Thanks Steve a great demonstration.

## August Pre-Meeting Demo > Turning a Yoyo • Jon Spelbring

Turning a yoyo is a skill builder project that lets you work on tool use, sanding, embellishment, finishing, and developing your artistic skills. Jon demonstrated the three basic ways that he turns a yoyo.



The first is a solid piece yoyo. The entire yoyo, including the axle is made from a single piece of wood. He turns the blank round between centers; marks off the width of the yoyo; cuts a groove in the center for the axle; turns v-grooves on each side for holding and O-rings and shapes the profile.



The second is turned with a pen mandrel using a kit that contains a metal axle.

The third type is turned in two pieces using inserts that are screwed onto a screw chuck.



A detail article on the turning techniques for each of the types is on the [member demonstration](#) page of the web site. Thanks Jon for a demo to get us inspired to turn yoyos for the picnic!

### Library News > Rich Hinkebein • New items this month:



- American Woodturner magazine – September 2015 issue. It has an interesting article on options to deal with good projects that crack and an article by David Ellsworth on ways to reduce cracks in projects. The [AAW](#) has a searchable master index and past issues on their website. The AAW site also has teaching guides, short videos, hints, and tips for AAW members. It is a great resource for ideas and help and our members are encouraged to join.
- DVDs will be available for checkout at the picnic in September and material may be returned / checked in.

Several of our DVDs have developed problems from fingerprints, dust, dirt, scratches, and other issues. Please handle all DVDs with care and by their edges or center hubs. Let me know of any problems with them that cleaning does not fix.

Our library is only open on Sunday at our club meetings and is open to all our paid members for checking out books, videos, and DVD's.

When checking out material:

- Sign and date the card and put it **BEHIND** the letter of your last name in the box.

When you return material:

- Make sure you put the card back in the item and make sure that the card goes with that item.
- Watch that you do not put multiple cards in one item.
- Remember to sign legibly so if something is amiss we can contact the correct person.

A reminder to all members: *"If you can't get to a meeting:*

- *You can ask another member to return it.*
- *You can mail it to me.*

Our library is a great source of inspiration and knowledge. Please take advantage of this wonderful club benefit and return items in a timely manner. A complete listing of material available in the library is on the club web site. Please let me know if you have any suggestions to improve our library. – Rich Hinkebein

## Tech Tips of the Month >

● The “[Golden Ratio](#)” of 1.618: 1 is often used to lay out proportions on a turning. [Soren Berger](#) makes a set of dividers that assists in laying out these dimensions. – Bill Farny

(Editor’s note – you can also build your own from wood or inexpensive letter openers from a supply store. Check these sites for the how to: <http://www.engraverscafe.com/showthread.php?9401-Make-your-own-golden-mean-dividers> and <https://www.youtube.com/watch?v=s37RP3mVnTg>

● A lazy Susan for holding tools or finishing turnings can be made from an old stool. Details will be in the next issue of the AAW Woodturning publication. – Dan Burleson



**President’s Spin > Bob Goulding** ● Welcome to our new members and visitors. For our new members and those that want a refresher, be sure to attend our pre-meeting demonstrations. They start at 11:30am and run to about 12:30pm. Our pre-meetings cover basic turning instructions and are open to everyone.

Next month will be our annual picnic at Spencer Creek Park, 200 Sutter Mills Road in St. Peters, MO. The club will supply meat, buns, and paper products. Each member is asked to bring a dish to share. Coffee will be supplied; bring anything else that you would like to drink. See the newsletter article for more information. Our President’s Challenge for September will be to turn a Yoyo and use it to compete for prizes at the picnic.

As you may remember, we used to buy end grain sealer in 55 gallon drums and sell it to club members at a very discounted price to what you would pay for small quantities in a retail store. If we want to do this again, we need a volunteer that can handle 55 gallon drums on a freight truck. It requires being able to unload about 500# from a truck and handle the drum for dispensing the sealer into 2 gallon jugs. Contact me if you are willing to volunteer for this job.

Our end of the year holiday party will be held in November. That will also be the election of our officers. My 2 year term (to which I am limited) will end then. Steve, Charlie, and Walt will be standing for re-election but that does not preclude others from running for VP, Sec, and Treasurer. We will need at least one candidate for President. If you are willing to run, or would like to suggest someone, for one of these offices please let me know so that a slate can be presented to the club members.

We have several terrific sponsors that we need to keep in mind. The Carpenter’s Training Center is of primary importance as they make our meetings possible. Please thank them as they come here on the weekend to open up the facility for us (on their own time). I hope you noticed the new sign provided by Rockler on our Show and Share table. They have donated many door prizes and give our members a 10% discount when showing a current membership card. Craft Supplies also provides us with dozens of \$10 gift certificates that we use as prizes at every meeting. Our other sponsors that offer a discount to club members include U Pick Lumber, Woodcraft, St. Charles Hardwoods, and Hartville Tools. Sponsors are listed on our web site. Be sure to tell them “thanks” when you shop with them.



Thanks to all of you that help with the set up and tear down for each of the meetings. It is really appreciated. Special thanks to Rob Conaway for publishing the newsletter for the July meeting.

If you are a member of the AAW, be sure to vote for the 2016 board candidates before Oct 20<sup>th</sup>.

Hope to see you in September at the picnic. – Bob Goulding

**Mentoring Program** > We have 8 mentors signed up and would like more. The program will function through a Mentoring Coordinator, Bob Greenwood. If you would like to have a mentor or be a mentor, contact Bob and he will match you up with a member near you that has experience in your needed area.



## Club News>



**Membership**● An application is available on the club web site. Dues are \$30 individual; \$40 family. If you are renewing, you don't need to complete a new application just pay your dues to Walt and make sure that the contact information we have on file is correct.

**Attendance/Treasurers Report**● Approximately 35 members/guests attended the August meeting. We have ~\$3400 in the treasury - Walt Ahlgrim

## Community Projects●

**Beads of Courage**> Thanks to all of the members that turned the 25 boxes for the Beads of Courage program. The delivery was made to Children's Hospital on Aug 10<sup>th</sup> by Steve Reynolds, Bob Goulding, Richard Grossman, and Rick Madden. This email was received from Children's: *"...You all do miraculous work and create such amazing art. Suzanne and I were completely in awe. Thank you so much for sharing your bowls with the kids here at St. Louis Children's Hospital. What a special keepsake for their Beads of Courage."*



The Hospital needs about 75 boxes a year for the kids and has told us that smaller boxes (~3" diameter) are also needed. Wooden beads are requested and will be used for special rewards. (See the May NL for tips on how to turn beads by Dave Ackmann.) This will be an on-going community service program and we are challenging other clubs in Missouri to get them involved. The club has the logo beads available (\$1.25 each) whenever you need more – contact me or Bob Goulding for the beads. Thank you again. — Steve Reynolds

**Basket of Hope**● This organization provides baskets to patients and families that are coping with a serious illness. On Nov 8<sup>th</sup> they will be hosting an auction to raise money. If you have an item that you have turned and would like to donate it for the auction, give it to Rick Madden at the October meeting. For more information on the program check out their web site: [superbasketsofhope.org](http://superbasketsofhope.org).

**Annual Picnic**● **September 27 is the date** for our club picnic. It will be at Spencer Creek Park, 200 Sutters Mill Road, St. Peters. A map to the picnic can be found at: <http://goo.gl/maps/p8rWT>. Bring a side dish to share. Plan to arrive around noon and lunch will start around 12:30 pm. The club will be providing paper products, utensils, coffee, buns, and the meat. You are responsible for your drinks if you want something other than coffee. We have a shelter reserved so please come rain or shine!



The President's Challenge for the picnic is to turn a Yoyo – and then demonstrate its capability (or yours). Prizes will be awarded for several competitions.

We will also have the creative event where everyone can assemble "whatever" from scrap wood pieces using hot glue and imagination. (Members, save those ends and cut offs and bring them to the picnic for this event along with extension cords and hot glue guns.) There will also be the swap and sell table where you can trade or sell wood, tools, finishes, .....

>**New members**● Please join me in welcoming new member Paul Koch from St. Louis, MO.



**Coffee and Cookies**● Complementary coffee is available at the meetings. The price for cookies is posted. Purchases are on the honor system.

**Web site**● If you have not signed on to the [club web site](#) but want to establish an account send your request to the President, Bob Goulding. Once your membership is verified, he will contact the web master and an account will be established for you with a temporary password. When you sign on for the first time you will be able to set your own password. If you would like to be featured on the home page, provide Jon Spelbring with 4 to 6 good quality pictures (640 x 480) of your turnings with the same background. You can also establish your own gallery! If you have any problems with web site operation, downloading, or general suggestions please contact the officers.

**Newsletter**● Did you know that by hovering your mouse over the “blue” text in the newsletter you can click and be taken to the web site that provides you with more information on the subject? Give it a try if you have not done so in the past. Want to make the text and pictures bigger – just Ctrl + Scroll on your mouse to increase or decrease your screen display.

**President’s Challenge> August How Many Things can you turn from a 3”x3”cube**● Gary Johnson was the winner of the President’s Challenge by turning 26 ¾ tops (the last one came apart). Congratulations Gary.



**Sept President’s Challenge** ● Turn a Yoyo. Prizes will be given at the picnic for the Yoyo selected by the members and for several competitive events using them. Want to learn some new tricks with your yoyo, check out this site: <http://yoyotricks.com/yoyo-tricks/>



— Bob Goulding

## Calendar of Upcoming Events

Date	Pre-Meeting 11:30am-12:30pm Demonstration	Meeting Demonstration
September 27, 2015		Annual Club Picnic at Spencer Creek Park, 200 Sutters Mill Road, St. Peters, MO. See the newsletter article for more information.
October 25, 2015	Christmas ornament by Charles York	Threading and jigs by Rick Madden
November 22, 2015		Holiday party and Election of Officers
December 2015	No meeting	No meeting

**[More Woodturning Magazine](#)** ● This is a monthly online magazine for turners that is published 12 times each year for \$25. In return for providing this information and a link to their site, they provide an article and a list of turning events around the country for the club each month. The article can be accessed via the "[members only](#)" tab on the club web site. Let me know if you like this feature and if we should continue it.

**Velvet Oil** ● Dick Maes purchased 6 cans of Velvet Oil on his trip to Wisconsin. They are \$11 each; contact Dick if you would like to purchase some.

**Facebook site** ● Check out the club Facebook page:

<https://www.facebook.com/pages/Woodturners-of-St-Louis/292734664135601> and "Like" the page (click on the "Like" icon) to receive updates.



If you enjoy turning wood, making things on your lathe or want to learn more about woodturning then join the Woodturners of St. Louis. Learn and share ideas with like-minded Woodturners of St. Louis. Our chapter normally meets from 1:00pm to 4:00 pm on the fourth Sunday of every month at 8300 Valcore Avenue, St. Louis, MO <http://www.stlturners.org>

**American Association of Woodturners** ● WTSTL is proud to be one of 350+ worldwide chapters of the American Association of Woodturners. We encourage you to join this fine organization. The AAW is dedicated to providing education, information, and organization to those interested in woodturning. You can join the AAW at their site: <http://woodturner.org/member/MemberLogOn.asp>.

Membership comes with access to on-line training information and includes a subscription to the *American Woodturner* magazine. Our club is a chapter of the AAW and we encourage all club members to join the AAW. They have been publishing a great series of on-line woodturning training articles for members that are worth the price of membership by themselves. They have also indexed all of the past AAW magazine articles so you can search and find help with most any issue you may have or ideas on your next project.

Please vote for 2016 AAW Board Candidates. Each AAW member may submit one paper ballot or one online vote. All votes must be received by the AAW auditor before 12:00am October 20, 2015.

# August Show and Share



Richard Grossman used cherry burl for this bowl and used an abalone shell from his guitar finger boards as in insert in the bottom.




Weed pot for the picnic table decorations turned by Bill Farny.



Cherry and sycamore platters with a salad oil finish and cherry scoop turned by John Buehrer.



Box turned from Amboyna Burl from Southeast Asia with a Holly insert by Jeff Nasser.




Acorn box turned in class with John Buehrer at the Lincoln Land Turners symposium. The top is marble wood and the bottom is cherry. The top spins on the bottom yet it can be "popped" off.



Nested bowls using the [McNaughton](#) system from a sycamore blank by John Peterson.



Natural edge bowl turned by Dick Maes.



Rich Madden turned this ash box that was finished with black dye and wipe on poly. White show polish was then slowly wiped into the open grains.



Dan Burleson has been turning several items for shows this fall. He is now weaving raffia and sea grass around the edge and working with threaded boxes and high gloss finishes. You can see some of his work at this [site](#). Dan got Best of Wood and Best of Show at the [Oconomowoc](#) Show in Wisconsin.

## Additional Entries for the August President's Challenges – Turning Items from a 3" x 3" cube



Clock by Dick Maes.



Three wing bowl by turning from corner to corner by Charles Sapp.

### Board Members

President:	Bob Goulding	636.745.2333	<a href="mailto:bobisturner@yahoo.com">bobisturner@yahoo.com</a>
Vice President:	Steve Reynolds	636.938.5366	<a href="mailto:stephen-reynolds@sbcglobal.net">stephen-reynolds@sbcglobal.net</a>
Secretary:	Charles Sapp	636.928.0149	<a href="mailto:cwsapp@charter.net">cwsapp@charter.net</a>
Treasurer:	Walt Ahlgrim	314.567.5268	<a href="mailto:stlwoodturner@sbcglobal.net">stlwoodturner@sbcglobal.net</a>
Conf. Admin.	James Payne		<a href="mailto:ipayne.2011@gmail.com">ipayne.2011@gmail.com</a>
Newsletter:	Charles Sapp	636.928.0149	<a href="mailto:cwsapp@charter.net">cwsapp@charter.net</a>
Librarian:	Rich Hinkebein	636.332.2396	<a href="mailto:kathryna1945@yahoo.com">kathryna1945@yahoo.com</a>
Questions:	<a href="mailto:info@stlturners.org">info@stlturners.org</a>		