



WOODTURNERS OF ST. LOUIS

A Chapter of the American Association of Woodturners

stlturners.org
April 2016

Welcome:

April was the first month for the new lathes. The lathes have been delivered and put together. They were brought with their bases to their new home at CJAP. We did not let them rest for too long. Bill Farny continued his Basics of Woodturning series with the new lathes, putting them to use exactly how the grant was meant to be used.



Pre-Meeting Demo: Basics of Woodturning – Spindle Gouge – Bill Farny

This month Bill took the new Nova lathes through their paces with the ABC's of wood turning. He did some final setups with the lathes first. Making sure they were all functioning properly, ensuring all pieces and parts were in order and lastly doing a check of the additional parts with each lathe.



Next, it was time to begin using Spindle Gouges to cut beads and coves. Three experienced turners then began giving advice on how to apply the basics to three new turners. Each turner was started on a 2"x2"x9" rounded piece. Using a ruler, they each marked off lines with a gap of 1 3/4", 1 5/8", 1 1/2", 1 3/8", 1 1/4", 1 1/8", 1", 7/8", etc. along the piece. They then used a parting tool

on each of the lines. The part needs to be deep enough to allow for a good bead or cove to be made between the lines. At this point, everyone just began to turn with the experienced turners offering advice and guidance.



Links for more information:

AAW – [Woodturning FUNdamentals](#)

Woodturning Online – [Learning to Turn](#)

Searching YouTube will also yield many videos

on the basics of woodturning, using a spindle gouge:

[How to use a spindle gouge – Uploaded by AmericanWorker](#)

[Spindle Gouge – Craft Supplies USA](#)

[Woodturning Q&A Parting Tool](#)

Meeting Demo: Windsor Chair Duplicator Demo – [Cecil Robertson](#)

Cecil makes and teaches how to make Windsor chairs as if it is back to a time without power. He uses tools with names like Adze, Scorp and Travisher in the process. He does however, cheat a little. He uses a lathe and duplicator to make copies of the arm supports, legs and stretchers as close to the original as possible. The goal being to reproduce copies that are exact. From beginning to end, it takes approximately 40 hours to make each chair.



Cecil began the duplicator demo with one of several blanks he brought. He uses Hard Maple for the arm supports, legs and stretchers. He uses the table saw to square the blanks, then rounds them on the lathe. This saves the carbide cutters on the duplicator, which usually lasts about 60 hours.



Once the cuts have been made down one half of the spindle, Cecil brings out a [Spindle Steady Rest](#). This is used to lend support as the taper becomes about $\frac{1}{2}$ " in diameter. At that point the piece will begin to vibrate and break without the support. Once the piece has support, the duplication can be completed. Always complete from the center to the outside. Next the piece can be sanded and then burnished with wood chips.



Windsor Chair Tools:



Duplicator Links:

[Vega Woodworking](#)

[Grizzly](#)

[Harbor Freight](#)

Library News > Rich Hinkebein:



Library Basics: Our library is only open on Sunday at our club meetings and is open to all our paid members for checking out books, videos, and DVD's.

New this month:

- If you are done with the "Free Stuff", please bring them back for others to enjoy

When checking out material:

- Sign and date the card and put it **BEHIND** the letter of your last name in the box.

When you return material:

- Make sure you put the card back in the item and make sure that the card goes with that item.
- Watch that you do not put multiple cards in one item.
- Remember to sign legibly so if something is amiss we can contact the correct person.

Our library is a great source of inspiration and knowledge. We typically have around 90 items checked out by members at each meeting. A complete listing content is on the [club web site](#). Please take advantage of this wonderful club benefit and return items in a timely manner. The large meeting space allows me to spread out the material so you can review and check it out. Please let me know if you have any suggestions to improve our library. All of the magazines have been moved into storage, due to space limitations, with the exception of American Woodturner. Magazines are available upon request. – Rich Hinkebein



President's Spin > Charlie Sapp • I hope that you are as excited as I am about all that is happening with our club. We welcome our new members and encourage all of our members to support our mission of providing education and information to those interested in woodturning.

The three Nova Comet II lathes purchased from Teknatool with our AAW EOG funds arrived. Stands were built and they were used for our pre-meeting hands on training with Bill Farny (thanks Bill). They are a great addition to our club and will be used for upcoming public demonstrations and member training. It was also great news to receive approval as a 501(c)(3) organization and to have the by-law update approved by the membership at the April meeting. Being a 501(c)(3) is important to other companies when we ask for donations or their general support. And our club patches were delivered. They will be available from the Treasurer (Walt) for \$4 at future meetings. We got them with a heat sensitive adhesive on the back so that they can be ironed or sewn onto your garments.

The idea of the President's Challenge is to encourage you to turn an item that you would not normally do; to expand your skills; to get you out of your comfort zone. Congratulations to Bob Goulding, winner of the April vase/arrangement President's Challenge. The PC for May is to turn an item that requires intermittent cuts (air/wood/air....). Remember that we also have a gift certificate drawing from all the entries submitted so that all entrants have a chance to win. Most of all – have fun turning.

Thanks to our demonstrator, Cecil Robertson, for a how-to on making Windsor style furniture and in the use of a duplicator. We will have the Comets set up next month, May 22nd, at CJAP for some hands on airbrushing with Jeff Hornung at the pre-meeting and then Dave Ackmann will be showing us how to make jewelry at the meeting demo. Dave will have several jigs and tips to share. Our silent auction will be the 6 pen airbrush set that was used by Nick Agar for a club demo. Let me know when and what you would like to demonstrate to share your talents with our members.

Thanks for your support of community programs such as the Beads of Courage and pen turning for troops. We will have a Beads of Courage drawing for a gift certificate at our November meeting. Everyone that has turned in a BOC box will receive a drawing ticket for each box they have contributed during the year. We'll let you know more about the pen turning as information becomes available.

On May 29th we will have a green wood cutting and turning event at Gary Hinegardner's business (Wood Hat Spirits) in New Florence, MO. There will be demos on chain saw safety, green wood cutting, and 4 lathes available to turn the wood being cut. Four demonstrators are also scheduled in the afternoon. It will be like a mini-symposium with hands-on training available followed by some food cooked over the fire made from scraps. Details have been provided in a separate document. Looking forward to seeing you at our meeting on May 22nd and at the green wood cutting on May 29th! – **Charles Sapp**

Club News:


Vice President's Report ●

Beads of Courage:


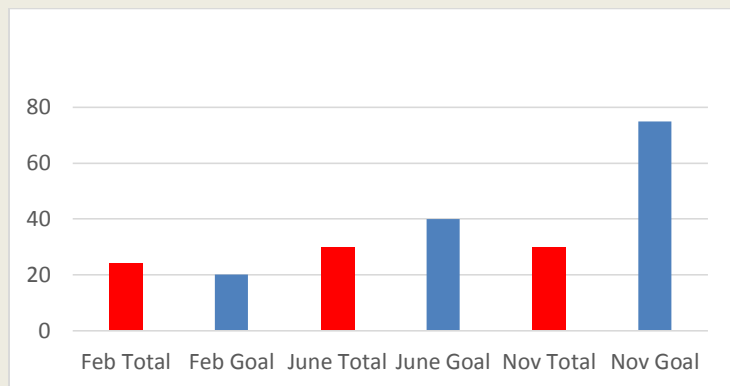


This year we have 3 goals for Beads of Courage.

- | | |
|--------------------|----------------------------|
| 1. February | 24 – Actual |
| 2. April | 30 - Actual |
| 3. June | 10 more to reach 2016 Goal |
| 4. November | 45 more to reach 2016 Goal |



We dropped off 15 lidded bowls with Children's Hospital. The rest were held back for delivery as there is a need. In January, a lot of 4" and 6" pieces of PVC were given out to people to make lidded bowls. We are well on our way towards the June and November goals. We have 4 more bowls this month bringing the total to 30. Only 10 more by June to hit the mid-year goal and 45 to meet the 2016 goal. Additional bowls made with these PVC pieces would go a long way towards those goals. Remember that beads are \$1.25 from Steve at the meetings. Members will receive a drawing ticket for each bowl that is contributed; drawing will be held at the November meeting. – Steve Reynolds



Membership ● Dues are due! An [application](#) is available on the club web site. Dues are \$30 individual; \$40 family. Renewals do not require an application. Simply pay your dues to Walt and make sure that the [contact information](#) we have on file is correct. – Walt Ahlgrim

Attendance/Treasurers Report ● Approximately 55 members/guests attended the April meeting. We have paid a few of the yearly bills. We are in good shape and have no large expenses in the near future.

Secretary● I would like to offer help to any of the presenters in getting a written outline together. We can setup a call or meet, prior to the meeting. This will help make sure I cover everything you want documented about the demonstration. However, if you already have an outline or write-up of your demonstration, please send it to me prior to the meeting. I would be happy to make some printed copies available for the meeting.

Please make sure you are filling in the card for the Show and Share. It helps me when I am translating notes and pictures from the meeting. I would also like to request every President's Challenge entrant give some additional information about their piece. This helps to ensure the most accurate information in the newsletter.

New members ● No new members this month

Patches ● Patches have been received and will be \$4 each. They will be available at all meetings in the future.

In the News ● Bob Goulding and Gary Johnson will be in the art exhibit "[Form and Function](#)" exhibition at the Foundry Art Show. This will be going on from May 6th through June 17th.

Michael Blankenship will be a featured demonstrator at the [2016 AAW Symposium](#) in Atlanta, GA, June 9th through the 12th.

Classifieds ● Going forward we will be having a classifieds section. Please provide your name, preferred contact information and a description of product or service. You can then contact me when the classified ad is to be taken down. The default will be 2 months.

Silent Auction ● Paul Pinneo won the April Veritas Grinding Jig.

May's auction item will be the 6 piece airbrush set used in the Nick Agar session.

Sandpaper ● Thanks to Dan Burleson we had sandpaper for distribution to members at the April meeting. Please bring turnings to future meetings for Dan to give the distributor that supplies the sandpaper as a token of our appreciation.

Tech Tips ● None for April

Web site● If you have not signed on to the [club web site](#) but want to establish an account send your request to the President, Charles Sapp. Once your membership is verified, he will contact the web master and an account will be established for you with a temporary password. When you sign on for the first time you will be able to set your own password. If you would like to be featured on the home page, provide Jon Spelbring with 4 to 6 good quality pictures (640 x 480) of your turnings with the same background. You can also establish your own gallery! If you have any problems with web site operation, downloading, or general suggestions please contact the officers.

Facebook Group ● Our club has a Facebook group that is a great way to post pictures of your work, provide tech tips, and share ideas. It is a closed group. When you go to the site: <https://www.facebook.com/groups/1157348070957128/?fref=nf> click on "Join" and your request will be processed by our Facebook administrator, Jason Hill.

April President's Challenge: Vase with an Arrangement -

We will be continuing our new voting procedure. During the break review the items on the challenge table. Tear the tickets and write your selection on the back of the one marked "TICKET". Place in the President's Challenge bowl. In addition to the winner selected by the members, a gift certificate drawing is also held from all of the President's Challenge entries when 8 or more entries are submitted.

Entries for the April President's Challenges Vase with an Arrangement



Laura Spelbring



Charles Sapp



Bob Goulding
1st Place



Dick Maes



Alex Naddler



Calendar of Upcoming Events

Date	Pre-Meeting 11:30 am – 12:30 pm	Meeting 1:00 pm – 4:00 pm
May 22, 2016	Hands-on airbrushing with Jeff Hornung. Equipment and paint will be available for you to use; bring a turning if you want to paint it or experiment on sample pieces that will be available.	Dave Ackmann will be showing how to make jewelry.
June 26, 2016	Lidded Box by John Hoening.	Bob Goulding – Creating and turning a piece with a Celtic Knot.

April Show and Share



Charles Sapp – Oak Honey Pot finished in Velvet Oil



Jeff Hornung – Acrylic Resin Sphere (No Jig) finished with the Beall Buffing System



Dan Burleson – Maple Baskets Illusion and tops














Walt Ahlgrim – Maple Yarn bowl



Paco Navarro – Bocote Pepper Grinder finished with Duraseal



Bob Goulding
Armchair Sailing Society Trophy – Walnut finished with lacquer
Cherry Burl Bowl finished with lacquer

 	  
<p>Jeff Nasser – Mahogany Salt & Pepper Mill finished with lacquer</p>	<p>Michael Blankenship – Walnut bowl finished with polyurethane Maple Pagoda box finished with polyurethane</p>
 	 
<p>Gail Elble – Maple and colored pencil feature band finished with wax</p>	<p>John Spelbring – Cherry Bowls finished with walnut oil</p>
 	
<p>Alex Nadler – Hickory, popular, walnut and red heart elongated bowl finished with lacquer</p>	

Coffee and Cookies● Complementary coffee is available at the meetings. The price for cookies is posted. Purchases are on the honor system.

Facebook site ● Check out the club Facebook page:

<https://www.facebook.com/pages/Woodturners-of-St-Louis/292734664135601> and “Like” the page (click on the “Like” icon) to receive updates.



If you enjoy turning wood, making things on your lathe or want to learn more about woodturning then join the Woodturners of St. Louis. Learn and share ideas with like-minded Woodturners of St. Louis. Our chapter normally meets from 1:00pm to 4:00 pm on the fourth Sunday of every month at 8300 Valcore Avenue, St. Louis, MO <http://www.stlturners.org>

May Woodturning Event● [Event at Wood Hat Spirits](#) – Emphasis on green wood harvesting, preparation and turning.

NEW AAW Offers Guest Membership Program ● The AAW is offering a *Guest* membership program for chapter members who are not yet AAW members. By signing up for a complimentary *Guest* membership, club members can have limited access to AAW member resources for a full 60 days. You will be able to explore what the AAW has to offer, kick their tires, and hopefully decide to become a full-fledged AAW member and benefit from everything the AAW has to offer.

The Guest membership welcome page is:

<http://www.woodturner.org/general/custom.asp?page=GuestMemberLanding>

It has handy resources for getting started in woodturning, the Safety Guidebook for Woodturners, and much more. They will be adding sample articles to this page from each new *American Woodturner* and Woodturning FUNdamentals issue. All AAW members have access to the materials on this page. Check it out.

American Association of Woodturners● WTSTL is proud to be one of 350+ worldwide chapters of the American Association of Woodturners. We encourage you to join this fine organization. The AAW is dedicated to providing education, information, and organization to those interested in woodturning. You can join the AAW at their site: <http://woodturner.org/member/MemberLogOn.asp>.

Membership comes with access to on-line training information and includes a subscription to the *American Woodturner* magazine. Our club is a chapter of the AAW and we encourage all club members to join the AAW. They have been publishing a great series of on-line woodturning training articles for members that are worth the price of membership by themselves. They have also indexed all of the past AAW magazine articles so you can search and find help with most any issue you may have or ideas on your next project.

President:	Charles Sapp	636.928.0149	cwsapp@charter.net
Vice President:	Steve Reynolds	636.938.5366	stephen-reynolds@sbcglobal.net
Secretary:	Rob Conaway	314.378.2514	rjconaway@yahoo.com
Treasurer:	Walt Ahlgrim	314.567.5268	stlwoodturner@sbcglobal.net
Newsletter:	Rob Conaway	314.378.2514	rjconaway@yahoo.com
Librarian:	Rich Hinkebein	636.332.2396	kathryna1945@yahoo.com
Questions:	info@stlturners.org		