



WOODTURNERS OF ST. LOUIS

A Chapter of the American Association of Woodturners


stlturners.org
May 2016

Welcome: May was another great month with the club's new lathes. These were again used to get more people hands-on experience with techniques many have not had a chance to use before. Jeff Hornung's pre-meeting offered this opportunity to use our valuable resource. Many people took advantage of the 3 lathes. Two with airbrushes and one with wipe on color. Sunbursts were being created by all. Including Cindy Pinneo's platter. She even added a leaf to the sunburst pattern.



Pre-Meeting Demo: Airbrushing – Jeff Hornung

Jeff brought in two sets of airbrushes and a full setup of supplies to demonstrate how to create a sunburst pattern on a small platter. He brought [Artisan Premium Coloring Dye](#) for the airbrushing, as well as a sophisticated and patented cardboard overspray cover. He began by quickly running through the airbrushing equipment and basic usage.



Jeff began by walking through the use of an airbrush to create the sunburst pattern. Starting with yellow, you will cover the entire surface of the platter. Next, orange should be used to cover between 1/3 to 1/2 of the surface area. In order to blend the yellow and orange, place denatured alcohol on a paper towel and wipe the area where the two colors come together. Next, use red

on the outer quarter of the platter. Using the same blending technique, wipe a paper towel between the red and orange. This now creates a sunburst effect with the three colors.




Meeting Demo: A Journey Through Jewelry – [Dave Ackmann](#)

Dave's journey through jewelry making on the lathe brought us through bracelets, pendants, beads, necklaces, rings and all of the tools and jigs needed to make every piece. It began with some basics of making jam chucks with a Beall Spindle Tap. This is a quick and inexpensive way to make a countless number of jam chucks, without having to swap faceplates.



Dave reminded the club about ensuring we follow all of the safety guidelines for our tools. He recently made a small mistake and ended up headed to the doctor. See his full [presentation](#) for the photo of his stylish fluorescent green bandage on page 5. Moral of the story, be aware of where your fingers are in relation to the sharp objects or spinning blades.



He then walked through each of the jewelry types. In describing each of the pieces, he went through how to determine sizes, where to get items specific to making that type of jewelry and materials he had experience using. Each time, he took a few minutes to walk through an example of the how's to make a particular piece. His full presentation has the full details on the demonstration with pictures and a narrative on the ins and outs of jewelry making.



Library News > Rich Hinkebein:



Library Basics: Our library is only open on Sunday at our club meetings and is open to all our paid members for checking out books, videos, and DVD's.

New this month:

- New publications from the Missouri Department of Conservation
- These publications can be obtained for Missouri residents using this [document](#)

When checking out material:

- Sign and date the card and put it **BEHIND** the letter of your last name in the box.

When you return material:

- Make sure you put the card back in the item and make sure that the card goes with that item.

Our library is a great source of inspiration and knowledge. We typically have around 90 items checked out by members at each meeting. A complete listing content is on the [club web site](#). Please take advantage of this wonderful club benefit and return items in a timely manner. The large meeting space allows me to spread out the material so you can review and check it out. Please let me know if you have any suggestions to improve our library. All of the magazines have been moved into storage, due to space limitations, with the exception of American Woodturner. Magazines are available upon request. – Rich Hinkebein



President's Spin > Charlie Sapp • The AAW recently quoted Benjamin Franklin ~ “Tell me and I forget. Teach me and I remember. Involve me and I learn”. That quote reflects our mission of providing education and information to those interested in woodturning.

One of the best ways to learn is to participate in a workshop. You will have that opportunity when we bring in Tom Boley for a demonstration and workshop on October 1st – 3rd. Tom is retired from a full-time architectural woodturning business and now pursues artistic woodturning and teaching. He is currently an instructor at JC Campbell Folk School and teaches classes in turning natural edge bowls and serving trays. Tom will host a demonstration on Oct 1st (~9am – 3pm) and then two days of hands-on workshop/hands-on instruction. We plan on ~8 participants/day for the workshops on Oct 2nd and 3rd (~9am – 3pm). The event will be held at CJAP and costs will be available by the June meeting.

The Show Me Woodturners are interested in another joint purchase of a 55-gallon drum of green wood end sealer. We do not have a final price but it should be in the \$10/gallon range. It will be sold in 2 gallon lots. If you have an empty 2-gallon jug from previous purchases, bring them to the June meeting so we will have containers for distribution.

Congratulations to Steve Nagy, with his entry in the May President's Challenge for a turning made with intermittent cuts. The PC for June is to turn an item with a patriotic theme – box, pen, plate,...turner's choice. It is an opportunity to develop your embellishment skills. Entries should be new turnings since the challenge was issued. Remember that we also have a gift certificate drawing from all the entries submitted so that all entrants have a chance to win. Most of all – have fun turning.

Thanks to Gary Hinegardner for organizing, providing the wood, and hosting the green wood event on May 29th. And thanks to the demonstrators – Dan Schmoker (chain saw safety and maintenance / and cutting up a lot of wood for us), Matt Keim (turning thin wall bowls), Paco Navarro (turning thin stem flowers), John

Buehrer (use of a hook tool), Cecil Robertson (Alaskan saw mill), and Dave Endres (bottle stoppers). It was an open air symposium with demonstrations on-going all afternoon and participants going from tent to tent. Logs of amazing size were cut into bowl blanks and the day ended with a tour of the distillery and a shared meal.

Thanks to Jeff Hornung for leading the May pre-meeting session with hands-on training using an airbrush and Dave Ackmann for showing us the what's and some how's in making jewelry. Club demonstrations are a great way to share your talents with our members. In June, John Hoeing will show how to turn a lidded box at the pre-meeting and Bob Goulding will show us how to make and to turn an item with a Celtic know design at the regular meeting. Please let me know what you would like to see demonstrated and what you would like to demonstrate.

Thanks for your support of community programs such as the Beads of Courage and pen turning for troops. We will have a Beads of Courage drawing for a gift certificate at our November meeting. Everyone that has turned in a BOC box will receive a drawing ticket for each box they have contributed during the year. We'll let you know more about the pen turning as information becomes available. – **Charles Sapp**

Club News:


Vice President's Report ●

Beads of Courage:


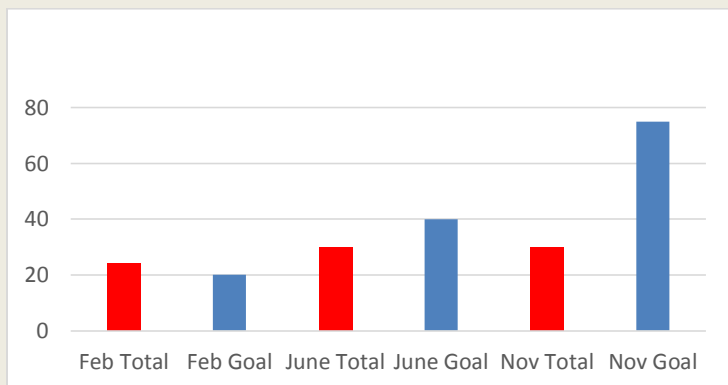


This year we have 3 goals for Beads of Courage.

1. **February** **24 – Actual**
2. May 30 – Actual
3. June 10 – To Reach June 2016 Goal
4. November 45 – To Reach November 2016 Goal



We dropped off 15 lidded bowls with Children's Hospital. The rest were held back for delivery as there is a need. In January, a lot of 4" and 6" pieces of PVC were given out to people to make lidded bowls. We are well on our way towards the June and November goals. We have 4 more bowls this month bringing the total to 30. Only 10 more by June to hit the mid-year goal and 45 to meet the 2016 goal. Additional bowls made with these PVC pieces would go a long way towards those goals. Remember that beads are \$1.25 from Steve at the meetings. Members will receive a drawing ticket for each bowl that is contributed; drawing will be held at the November meeting. – Steve Reynolds



Membership ● Dues are due! An [application](#) is available on the club web site. Dues are \$30 individual; \$40 family. Renewals do not require an application. Simply pay your dues to Walt and

make sure that the [contact information](#) we have on file on the club web site is correct. - Walt Ahlgrim

Attendance/Treasurers Report ● Approximately 50 members/guests attended the May meeting.

Secretary● I would like to offer help to any of the presenters in getting a written outline together. We can setup a call or meet, prior to the meeting. This will help make sure I cover everything you want documented about the demonstration. However, if you already have an outline or write-up of your demonstration, please send it to me prior to the meeting. I would be happy to make some printed copies available for the meeting.

Please make sure you are filling in the card for the Show and Share. It helps me when I am translating notes and pictures from the meeting. I would also like to request every President's Challenge entrant give some additional information about their piece. This helps to ensure the most accurate information in the newsletter.

New members ● No new members this month

Patches ● Patches are \$4 each and will be available at our meetings. See Walt.

Classifieds ● Going forward we will be having a classifieds section. Please provide your name, preferred contact information and a description of product or service. You can then contact me when the classified ad is to be taken down. The default will be 2 months.

Silent Auction ● Bill Griffin had the winning bid on 6 pen airbrush set.

Tech Tips ● We are familiar with checking cracks that occur as wood starts to lose moisture. An even more dangerous flaw that we may not be familiar with is "wind shake". It is a crack or separation between growth rings in timber that is attributed to the straining of tree trunks in high winds. The rings can separate during turning creating a dangerous situation. Do not turn timber that has this flaw.



Web site● If you have not signed on to the [club web site](#) but want to establish an account send your request to the President, Charles Sapp. Once your membership is verified, he will contact the web master and an account will be established for you with a temporary password. When you sign on for the first time you will be able to set your own password. If you would like to be featured on the home page, provide Jon Spelbring with 4 to 6 good quality pictures (640 x 480) of your turnings with the same background. You can also establish your own gallery! If you have any problems with web site operation, downloading, or general suggestions please contact the officers.

May President's Challenge: Intermittent Cuts -

We will be continuing our new voting procedure. During the break review the items on the challenge table. Tear the tickets and write your selection on the back of the one marked "TICKET". Place in the President's Challenge bowl. In addition to the winner selected by the members, a gift certificate drawing is also held from all of the President's Challenge.

Entries for the May President's Challenges Intermittent Cuts




Steve Reynolds



Charles Sapp



Steve Nagy
1st Place



Dick Maes



Jeff Hornung



Calendar of Upcoming Events

Date	Pre-Meeting 11:30 am – 12:30 pm	Meeting 1:00 pm – 4:00 pm
June 26, 2016	Lidded Box by John Hoeing.	Bob Goulding – Creating and turning a piece with a Celtic Knot.
July 24, 2016	Hands-on turning with the Comet II lathes. Bring your face shield, bowl gouge, spindle gouge and parting tool.	Jeff Hornung – Project TBD

May Show and Share



Charles Sapp – Box Elder bowl with texturing tool and airbrushed, then finished in Velvet Oil



Jeff Hornung – Acrylic Resin Pill containers with manually cut 16 tpi threads



Dan Schmoker
Ash wire brush textured bowl with 4 coats of Watco oil



Alex Nadler
Cherry bowl finished with walnut oil and Brie Wax
Walnut and Hickory segmented bowl finished with walnut oil and Brie Wax

Coffee and Cookies ● Complementary coffee is available at the meetings. The price for cookies is posted. Purchases are on the honor system.

Facebook Group ● Our club has a Facebook group that is a great way to post pictures of your work, provide tech tips, and share ideas. It is a closed group. When you go to the site:

<https://www.facebook.com/groups/1157348070957128/?fref=nf> click on “Join” and your request will be processed by our Facebook administrator, Jason Hill.

Facebook site • Check out the club Facebook page:

<https://www.facebook.com/pages/Woodturners-of-St-Louis/292734664135601> and “Like” the page (click on the “Like” icon) to receive updates.



If you enjoy turning wood, making things on your lathe or want to learn more about woodturning then join the Woodturners of St. Louis. Learn and share ideas with like-minded Woodturners of St. Louis. Our chapter normally meets from 1:00pm to 4:00 pm on the fourth Sunday of every month at 8300 Valcore Avenue, St. Louis, MO <http://www.stlturners.org>

American Association of Woodturners • WTSTL is proud to be one of 350+ worldwide chapters of the American Association of Woodturners. We encourage you to join this fine organization. The AAW is dedicated to providing education, information, and organization to those interested in woodturning. You can join the AAW at their site: <http://woodturner.org/member/MemberLogOn.asp>.

Membership comes with access to on-line training information and includes a subscription to the *American Woodturner* magazine. Our club is a chapter of the AAW and we encourage all club members to join the AAW. They have been publishing a great series of on-line woodturning training articles for members that are worth the price of membership by themselves. They have also indexed all of the past AAW magazine articles so you can search and find help with most any issue you may have or ideas on your next project.

President:	Charles Sapp	636.928.0149	cwsapp@charter.net
Vice President:	Steve Reynolds	636.938.5366	stephen-reynolds@sbcglobal.net
Secretary:	Rob Conaway	314.378.2514	rjconaway@yahoo.com
Treasurer:	Walt Ahlgrim	314.567.5268	stlwoodturner@sbcglobal.net
Newsletter:	Rob Conaway	314.378.2514	rjconaway@yahoo.com
Librarian:	Rich Hinkebein	636.332.2396	kathryna1945@yahoo.com
Questions:	info@stlturners.org		