



# WOODTURNERS OF ST. LOUIS

A Chapter of the American Association of Woodturners



stlturners.org  
June 2016

**Welcome:** Now that summer is here to stay, we have more time to be outside turning and working on all of the projects we did not have time for in the winter. It is a time to learn new things about harvesting and turning green wood with the club, turning a lidded box or creating a flawless Celtic knot. Whatever you decide to do with the warm weather, keep making curly cue shavings and have some fun!



## Pre-Meeting Demo: Lidded Box – John Hoeing

John's demo made creating a lidded box look quite easy. He started with a turning blank and brought it into round and placed a tenon on both ends. He then discussed the dimensions for the lid to base ratio ( $1/3$ - $2/3$ ,  $2/5$ - $3/5$  or .688-.322). In order to create a tight grain matchup, John recommends using a band saw to make the cut. He skipped this step and brought his own pre-cut box.



Starting with the lid in the chuck, bring the diameter down  $1/8$ ". Hollow out the lid and put a dome within the top. Make sure the lip is parallel on the inside and out using calipers. Finish the lid at this point. While still on the chuck, caliper the inside. Put the bottom on the chuck. Using the measurement, taper the lip down. Constantly check to make sure there is a tight fit. Once

a tight fit is obtained, trim tongue to the desired height. Then lightly clean up with sandpaper.

Now that the fit is good it is time to work on the shape of the outside of the box. Make the bottom to the point where you want it. Check the fit of the lid again and leave on. Now, very carefully, remove the tenon from the lid. Once the tenon is removed, do some final shaping and finish the outside.



John's technique to hollow the base is to use a large drill bit, followed by a forstner bit to do the bulk of the material removal. This saves on the tools and time it takes to hollow the bottom. Now it is time to finish. John used Richard Raffan's DVD as a guide for this demo. It is available within the club library.

## Meeting Demo: Celtic Knot – Bob Goulding

Bob has on several occasions brought in turnings which have a Celtic knot within the piece. His method for creating the turning blank makes the process “Almost” Foolproof. The process uses some simple, methodical and straight forward techniques to getting the rings to cross exactly the correct place. He uses a table saw, a band saw and of course a lathe. Select two pieces of wood with a high contrast to each other.



Start with a block slightly thicker than the desired final diameter for the finished piece. Trim the piece to square, side to side and end to end. The “ring” inserts need to be the same thickness as your table saw blade. Make a gauge block for the inserts. This will be the made by running a scrap block through the table saw, but leaving a 1/4 “to hold the block together. Re-saw your insert wood to thickness, checking it with the gauge block. Bob describes, in detail, how to create these using a bandsaw to re-saw pieces until the thickness is correct.



Once the turning block is ready and ring inserts are cut, it is time to cut the ring slots. The table saw needs to be set to leave 1/8” of wood after the cut is made. Determine the angle you would like to make the cut. Between 10 and 30 degrees is what Bob has determined to work well. Setup the miter gauge at that angle and add a stop block, for a repeatable placement of the piece and clearly number each side of the piece. Make a cut and place a ring insert into the slot. Mark the outline and cut it slightly smaller than the piece. Spread wood glue and insert in the slot. Clamp the piece in all four directions. Once the glue is dry, cross out the number for the side just completed, turn the piece 90 degrees and follow the exact same directions for the next side.

Once complete with all four sides of the turning block, it can be turned like any other blank. Bob’s full set of directions are posted on the club site. These include detailed pictures of the process described above.



**Library News** • Our library is only open on Sunday at our club meetings and is open to all our paid members for checking out books, videos, and DVD’s.

Sign and date the card and put it **BEHIND** the letter of your last name in the box. When you return material; make sure you put the card back in the item and make sure that the card goes with that item.

Our library is a great source of inspiration and knowledge. We typically have around 90 items checked out by members at each meeting. A complete listing content is on the [club web site](#). Please take advantage of this wonderful club benefit and return items in a timely manner. The large meeting space allows me to spread out the material so you can review and check it out. Please let me know if you have any suggestions to improve our library. All of the magazines have been moved into storage, due to space limitations, with the exception of American Woodturner. Magazines are available upon request. – **Rich Hinkebein**



**President's Spin** • The October seminar with Tom Boley is a GO. Reservations for the Oct 1<sup>st</sup> demonstration and the Oct 2<sup>nd</sup> and 3<sup>rd</sup> hands-on private sessions are being taken. The hands-on sessions are limited to 8 each day and reservations will be on a first paid/first reserved basis. See the flyer and application in this newsletter and make your reservations soon. Participating in a workshop with hands on training from an instructor is an excellent way to enhance your skills. Space for the workshops is limited, so sign up early.

Congratulations to Jeff Hornung with his entry in the June President's Challenge for a turning with a patriotic theme, a beaded/painted platter. Remember that we also have a gift certificate drawing from all the entries submitted so that all entrants have a chance to win. Laura Spelbring was the June drawing winner. The PC for July is to turn a lidded box – small or large. It can also be your box for the Beads of Courage program. Entries should be new turnings since the challenge was issued.

Thanks to John Hoeing for demonstrating the turning of a lidded box at our pre-meeting. John is an entertaining presenter and provided several tips that are useful for all levels of experience. And thanks to Bob Goulding for showing us the steps to gluing up the complex design of a Celtic knot and then turning a piece to show the end result. We will have a hands-on session for the pre-meeting in July and Jeff Hornung will be doing a hollow form turning demo at the meeting. As a learning/teaching organization please share your talents through a demonstration at a future meeting – multi-axis, inside-out, stave construction, pens, ... are all good demo subjects.

Mark your calendar and save the date for our annual picnic on Sept 25 at the pavilion in St. Peters Spencer Creek Park. See the newsletter article for more details. We will have more on the new picnic activity, collaboration turning, in the July newsletter.

Thanks to the Show Me Woodturners for joining with us and handling the delivery of the purchase of another barrel of the green wood end sealer. We only have a couple of 2-gallon jugs left and they may be purchased at the July meeting. Thanks also to Steve Reynolds for picking up the jugs and bringing them to the meeting.

See the article in the newsletter on the turning/selling opportunity at the Creve Coeur Farmers market. This is an opportunity to promote our club and for members to show/sell their work.

Turning [pens for the troops](#) is a way to show our appreciation to the men and women in the armed services. This is an annual event for Woodcraft and they have donated thousands of pens over the years. Woodcraft provides the slim line pen kits, individuals turn the pens, and return them for distribution around Veterans Day. We look forward to being a part of this program and hope that you will be able to participate.

I would also like to recognize our sponsors that offer a discount and/or gift certificates to club members – Craft Supplies USA, U Pick Lumber, Rockler, Woodcraft, St. Charles Hardwoods, The Walnut Log, and Hartville Tools. They are listed on our web site. Please be sure to show your membership card to our vendors to get your discount. Rockler also tracks our club purchases and provides gift cards following so many purchases. Be sure to thank our sponsors when you redeem their gift card or shop at their store.

Have fun turning. – **Charles Sapp**

**Club News:**



**Tom Boley Demonstration and Hands On Workshop Oct 1<sup>st</sup> – 3<sup>rd</sup>** ● Tom retired from a full-time architectural woodturning business and now pursues artistic woodturning as well as teaching the craft. He is an instructor at JC Campbell Folk School. He will lead a demonstration on Oct 1<sup>st</sup> and a private hands-on workshop on Oct 2<sup>nd</sup> and 3<sup>rd</sup> at the CJAP facility. Workshops are limited to 8 turners per day and will be filled on a first paid/first reserved basis. Wood for the workshop is included in the price; participants must also attend the demonstration. Details and prices are provided in the attached flyer and application. Contact Charlie if you have any questions.



## Vice President's Report ●

### Beads of Courage:


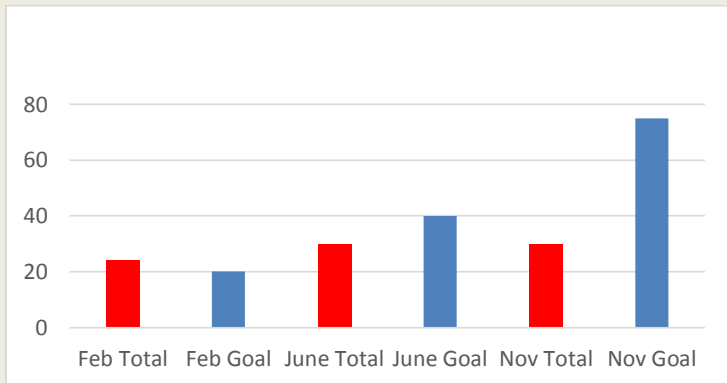


This year we have 3 goals for Beads of Courage.

1. February 24 – Actual
2. June 30 – Actual (10 short of our 40 box goal)
3. November 45 – To Reach November 2016 Goal



On the good news front of the Beads of Courage, there have not been as many children signing up for the program. They have some in storage, as does the club. This does not mean we will be slowing down. We still need to make 45 more lidded boxes to meet the 2016 goals. Remember that beads are \$1.25 from Steve at the meetings. Members will receive a drawing ticket for each bowl that is contributed; drawing will be held at the November meeting. – **Steve Reynolds**



**Membership ●** An [application](#) is available on the club web site. Dues are \$30 individual; \$40 family. Renewals do not require an application. Simply pay your dues to Walt and make sure that the [contact information](#) we have on file on the club web site is correct. – **Walt Ahlgrim**

**Attendance/Treasurers Report ●** We have \$3269 in the bank. There were approximately 55 members/guests attending the June meeting.

**Secretary ●** I will not be able to attend the July meeting. If someone could take pictures and notes, I will compile the newsletter when I return. Please call or email me if you would be able to help.

Please make sure you are filling in the card for the Show and Share. It helps me when I am translating notes and pictures from the meeting. I would also like to request every President's Challenge entrant give some additional information about their piece. This helps to ensure the most accurate information in the newsletter. – **Rob Conaway**

**New members ●** No new members this month

**Patches** ● Patches are \$4 each and will be available at our meetings. See Walt.

## **In the News** ●

**Ernie Guhl** – Ernie is one of our many charitable members. He is a frequent customer at St. Louis Bread Company and has given away over 7500 tops in his turning career (each one has been numbered). Congratulations Ernie, for bring a lot of smiles to children over the years – and their parents.

**Classifieds** ● Please provide your name, preferred contact information and a description of the product or service if you would like to have an ad in the newsletter. I will include up to 3 pictures within the newsletter and a link to an external website. You can then contact me when the classified ad is to be taken down. The default will be 2 months.

**Silent Auction** ● No auction this month. If you have an item you would like to donate to the club, contact our President Charles Sapp. Donations are tax deductible.

**Tech Tips** ● Dave Ackmann was finding it hard to keep track of his [Abranet](#) sanding screen while finishing his work. The back of the Abranet is felt. He decided that a little Velcro on some Masonite, arrayed with the corresponding grit stenciled above would make a perfect solution.



**Web site**● If you have not signed on to the [club web site](#) but want to establish an account send your request to the President, Charles Sapp. Once your membership is verified, he will contact the web master and an account will be established for you with a temporary password. When you sign on for the first time you will be able to set your own password. If you would like to be featured on the home page, provide Jon Spelbring with 4 to 6 good quality pictures (640 x 480) of your turnings with the same background. You can also establish your own gallery! If you have any problems with web site operation, downloading, or general suggestions please contact the officers.

**Annual Picnic**● **Annual Picnic**● **September 25 is the date** for our club picnic. It will be at Spencer Creek Park, 200 Sutters Mill Road, St. Peters. A map to the picnic can be found at: <http://goo.gl/maps/p8rWT>. Bring a side dish to share. Plan to arrive around noon and lunch will start around 12:30 pm. The club will be providing paper products, utensils, coffee, buns, and the meat. You are responsible for your drinks if you want something other than coffee. We have a shelter reserved so please come rain or shine!



In addition to the great food, we will have the creative event where everyone can assemble “whatever” from scrap wood pieces using hot glue and imagination; a swap and sell table where you can trade or sell wood, tools, finishes, ....; and a new event, collaboration turning, by teams of members (and their guests if they want to participate).

**Women in Turning** • WIT is a new committee established by the AAW to encourage and assist women in their pursuit of turning. The committee uses contributions to fund demonstrations and equipment at symposiums. You can specify that your donations to the AAW go to WIT and/or you can make donations in the WIT box on the coffee/cookie table at our meetings. Laura Spelbring will collect the funds and make the donation to WIT on behalf of our club at the end of the year.

**Turning Demonstration at Creve Coeur Farmer's Market** • The CC Farmer's Market is open every Saturday from 8am – 12pm at the Westgate Shopping Center, 12230 Olive Boulevard thru Oct 15<sup>th</sup>. We would like to set up a demonstration booth on Sept 24<sup>th</sup> and need volunteers to staff the booth. There is no charge provided we demonstrate. We are considering hands on pen turning at the market. You can also show and sell your turnings. Contact Charlie if you are interested in volunteering.



**Craft Alliance classes** • Club members, Jeff Hornung and John Peterson, are instructors at Craft Alliance in St. Louis in the Bernhard Voss Woodturning Center on Grand. It is a well-equipped studio with several lathes provided by another of our club members, Keith Baizer. The studio offers the public an opportunity to learn the art of woodturning. There are classes in beginning wood turning and tool sharpening. Check the Craft Alliance web site for more classes in woodturning:

<http://www.craftalliance.org/store/CategorySubDetail.asp?CategoryID=192&CategorySubID=447>

### **June President's Challenge • Patriotic Theme**

We will be continuing our new voting procedure. During the break review the items on the challenge table. Tear the tickets and write your selection on the back of the one marked "TICKET". Place in the President's Challenge bowl. In addition to the winner selected by the members, a gift certificate drawing is also held from all of the President's Challenge entries.

## **Entries for the June President's Challenges Patriotic Theme**



Laura Spelbring



Charles Sapp



Jeff Hornung  
**1<sup>st</sup> Place**



Dick Maes





Renden Hornung




## Calendar of Upcoming Events

Date	Pre-Meeting 11:30 am – 12:30 pm	Meeting 1:00 pm – 4:00 pm
July 24, 2016	Hands-on turning with the Comet II lathes. Bring your face shield, bowl gouge, spindle gouge and parting tool.	Jeff Hornung – Hollow Form
Aug 28, 2016	John Anderson – Tour of 17 <sup>th</sup> century Baroque European woodturning shop in the Swedish Skokloster Castle lathe room.	John Buehrer – lathe capabilities that you may never have used but will want to after seeing them demonstrated!

# June Show and Share



Rick Madden - Ash Teapot  
Popular handle & spout, Cherry lid



Joe Schumacher  
Maple Offset ring bowl and Ginkgo Bowl



Ron Andracsek  
Spalted Hickory bowl with wipe on poly



Charles Sapp  
Laser copy of a picture, then heat transferred onto the platter

Dave Ackmann

Options for mounting jewelry on necklaces. The necklace with the multiple pieces was drilled using a pen press, one hole with a loop back, two variations on utilizing two holes and a bail on the last





John Buehrer

Lidded boxes with internal lidded trays – Seagrave, Ash and Elm with a scalloped lid



Walt Ahlgrim

Maple yarn bowls with and without dye. Sycamore platter using intermittent cuts



John Peterson – Made at the Mark Adams School in Indiana

Maple Candle sticks and lidded boxes. Middle box has a spinning top for a lid

**Coffee and Cookies** ● Complementary coffee is available at the meetings. The price for cookies is posted. Purchases are on the honor system.

**Facebook Group** ● Our club has a Facebook group that is a great way to post pictures of your work, provide tech tips, and share ideas. It is a closed group. When you go to the site: <https://www.facebook.com/groups/1157348070957128/?fref=nf> click on “Join” and your request will be processed by our Facebook administrator, Jason Hill.

**Facebook site** • Check out the club Facebook page:

<https://www.facebook.com/pages/Woodturners-of-St-Louis/292734664135601> and “Like” the page (click on the “Like” icon) to receive updates.



If you enjoy turning wood, making things on your lathe or want to learn more about woodturning then join the Woodturners of St. Louis. Learn and share ideas with like-minded Woodturners of St. Louis. Our chapter normally meets from 1:00pm to 4:00 pm on the fourth Sunday of every month at 8300 Valcore Avenue, St. Louis, MO <http://www.stlturners.org>

**American Association of Woodturners** • WTSTL is proud to be one of 350+ worldwide chapters of the American Association of Woodturners. We encourage you to join this fine organization. The AAW is dedicated to providing education, information, and organization to those interested in woodturning. You can join the AAW at their site: <http://woodturner.org/member/MemberLogOn.asp>.

Membership comes with access to on-line training information and includes a subscription to the *American Woodturner* magazine. Our club is a chapter of the AAW and we encourage all club members to join the AAW. They have been publishing a great series of on-line woodturning training articles for members that are worth the price of membership by themselves. They have also indexed all of the past AAW magazine articles so you can search and find help with most any issue you have or ideas on your next project.

President:	Charles Sapp	636.928.0149	<a href="mailto:cwsapp@charter.net">cwsapp@charter.net</a>
Vice President:	Steve Reynolds	636.938.5366	<a href="mailto:stephen-reynolds@sbcglobal.net">stephen-reynolds@sbcglobal.net</a>
Secretary:	Rob Conaway	314.378.2514	<a href="mailto:riconaway@yahoo.com">riconaway@yahoo.com</a>
Treasurer:	Walt Ahlgrim	314.567.5268	<a href="mailto:stlwoodturner@sbcglobal.net">stlwoodturner@sbcglobal.net</a>
Newsletter:	Rob Conaway	314.378.2514	<a href="mailto:riconaway@yahoo.com">riconaway@yahoo.com</a>
Librarian:	Rich Hinkebein	636.332.2396	<a href="mailto:kathryna1945@yahoo.com">kathryna1945@yahoo.com</a>
Questions:	<a href="mailto:info@stlturners.org">info@stlturners.org</a>		



<http://stlturners.org/>

## What & When

### Demonstration

October 1, 2016 from 9:00am to 3:00pm; box lunch available for purchase (see registration form).

### Hands-on workshop

October 2<sup>nd</sup> and 3<sup>rd</sup>, 2016 from 9:00am to 3:00pm

## Where

Demonstration and Hands-on Workshop at Carpenters Joint Training Facility; 8300 Valcour Ave; Affton, MO  
<https://goo.gl/maps/ukywgvyJ7G822>

## More Info - Contact

Charles Sapp  
636.928.0149  
[cwsapp@charter.net](mailto:cwsapp@charter.net)

## Registration Form at:

Woodturners of St. Louis

<http://stlturners.org/>

# Professional Woodturner Tom Boley Hosts Demonstration Day and Teaches Woodturning Workshop



**The Woodturners of St. Louis** are sponsoring a full day demonstration seminar and two days of hands-on private workshops with professional woodturner, Tom Boley. Everyone is welcome to attend.

Tom Boley has started up two woodturning clubs since 1995, including the [Flint Hills Woodturners](#) in Wamego, KS. He has owned a custom architectural woodturning business and recently retired to pursue his woodturning creativity. He is an inventive and gifted teacher and has taught at the John C. Campbell School and demonstrated at clubs all over the country. His demonstration will include several of his signature pieces.

### Saturday, Oct 1, 2016 Demonstration starts at 9:00am

[Tom Boley](#) will first demonstrate basic bowl cuts then turn a square natural edge bowl. Next he will turn a natural edge bowl cut on the bias. This bias cut is an unusual orientation and quite striking. Finally, he will show how to turn architectural rosettes and time permitting discuss sharpening.

The demonstration registration fee is \$25; \$5 discount if paid before Aug 29<sup>th</sup>. Box lunch from Subway will be available for an additional fee.

### Sunday, Oct 2<sup>nd</sup> and Monday Oct 3<sup>rd</sup> Hands-on Workshops

Tom will guide the class (max of 8/session) through making a square natural edge bowl or a natural edge bowl cut on the bias. Wood will be provided for the class. Workshop applicants must attend the demonstration and have a basic knowledge of the lathe and tool use. Lunch is on your own. It is suggested that applicants bring their lunch so you can meet with other turners and Tom during the break.

Everyone is welcome to attend. The registration fee is \$85; \$5 discount if paid before Aug 29<sup>th</sup>. The registration fee for the hands-on workshop includes the Saturday demonstration (package deal).

This is a wonderful opportunity to work with a master craftsman.

Demonstration, October 1, 2016

Hands-on Workshop, Sunday and Monday, October 2 and 3, 2016

# Woodturners of St. Louis

present

## Tom Boley

**Hands-On Workshops at CJAP 8300 Valcour Ave; Affton, MO**

**Sunday and Monday, Oct 2 and 3, 2016 9:00am – 3:00pm**

Workshop hands on registration fee include the demonstration on Oct 1<sup>st</sup> and wood for the class. Workshop participants must attend the demonstration, have a basic knowledge of the lathe and tool use.

You may register for more than one session. Classes are filled on a first paid, first served basis.

Class date preferred: Sunday 2 October 2016 ☐

Monday 3 October 2016 ☐

Early Registration (prior to 29 August 2016) \$80 ☐ (includes Oct 1<sup>st</sup> demo)

Registration after 29 August 2016 \$85 ☐ (includes Oct 1<sup>st</sup> demo)

***Lunch is on your own. It is suggested that you bring a sack lunch so that you can meet with the other turners and Tom during the break.***

Name: First \_\_\_\_\_ Last \_\_\_\_\_

Address: Street \_\_\_\_\_

City: \_\_\_\_\_ State: \_\_\_\_\_ Zip: \_\_\_\_\_

Email: \_\_\_\_\_ Phone: \_\_\_\_\_

Total payment enclosed: \$ \_\_\_\_\_

Make checks payable to Woodturners of St. Louis. Mail the completed form and payment to:

Walt Ahlgrim  
10 Ramblewood Lane  
St. Louis, MO 63141



# Woodturners of St. Louis

present

## Tom Boley

Demonstration at CJAP 8300 Valcour Ave; Affton, MO

Saturday Oct 1, 2016 9:00am – 3:00pm

Early Registration (prior to 29 August 2016)	\$20	<input type="checkbox"/>
Registration after 29 August 2016	\$25	<input type="checkbox"/>
Registration when combined with hands on workshop*	\$Free	<input type="checkbox"/>
Box lunch (sandwich, chips, cookie)*	\$9	<input type="checkbox"/> Turkey
	\$9	<input type="checkbox"/> Roast Beef
	\$9	<input type="checkbox"/> Vegetarian

**\* Note: If you are registering for the hands on workshop you only need to specify if you want a box lunch. The fee for the demonstration is included in the fee for the hands on workshop (package deal).**

Name: First \_\_\_\_\_ Last \_\_\_\_\_  
Address: Street \_\_\_\_\_  
City: \_\_\_\_\_ State: \_\_\_\_\_ Zip: \_\_\_\_\_  
Email: \_\_\_\_\_ Phone: \_\_\_\_\_

Total payment enclosed: \$ \_\_\_\_\_

Make checks payable to Woodturners of St. Louis. Mail the completed form and payment to:

Walt Ahlgrim  
10 Ramblewood Lane  
St. Louis, MO 63141