



# WOODTURNERS OF ST. LOUIS

A Chapter of the American Association of Woodturners

stlturners.org  
July 2016

## Pre-Meeting Demo: Woodturning Basics – Turning a Top – Bill Farny

We have again come back to hands-on demonstrations to start the meeting. We had several people come out to get some extra help with the basics. Many of the more experienced members of the club offered their guidance. The basic tools of a Roughing Gouge and Spindle Gouge were the tools for the demo.




Bill began the demonstration with a rounded blank. He then showed everyone the first step to make a top by bringing the end of the cylinder to a 15 to 20-degree point. This will be the bottom of the Top. Each of the turners then set to work on their respective lathe.



Once everyone had completed the end, Bill moved on to the next step. Continuing with the Spindle Gouge, it is now time to remove the material behind the bottom to make a spire. This is where each of the people showed their creativity. Each of the turners then made the spire to their own design specifications.



At this point, each person began the final steps to complete the Top. The Tops were sanded up to 300-grit sandpaper and parted off. This is a great beginner project or to hone skills.



## Meeting Demo: Hollow Forms – Jeff Hornung

Jeff began with a simple bowl, finished on the outside, but with the opening narrow at the top. This will be the basis for the hollow form. The depth and size of the opening are all determined by the design of the project. Mount up the piece on the chuck. Drill a hole about two thirds of the way down. This will help with removing the material from the center area of the piece. Remove material to the desired depth of the piece using a bowl gouge and other standard tools. Use a scraper to smooth out the bottom, once the depth has been achieved.





Now that the bottom is the correct thickness it is time to begin the hollowing process. Using a normal tool to start and a swan neck hollowing tool later in the process, begin removing material in steps. Only go half way with these set of cuts. The second half will be picked up in the next pass. Be sure to check the thickness with calipers through the process. Additionally, it will help to use a compressor for removal of sawdust and chips. Finish the bottom half like a traditional bowl.



Now that the form has been hollowed, remove anything at the bottom of the piece with a traditional scraper. Jeff uses a pool noodle, cut in half, to finish the inside. He attaches the sandpaper to the half noodle and uses locking forceps to hold. Do Not hold the forceps through the holes when using this method. Then use several passes with increasing grits to one that you are comfortable. Finishing can be accomplished once off the lathe.



**Library News** ● Our library is only open on Sunday at our club meetings and is open to all our paid members for checking out books, videos, and DVD's. New addition this month:

- Offset Turning for Furniture Makers with Alf Sharp

Sign and date the card and put it **BEHIND** the letter of your last name in the box. When you return material; make sure you put the card back in the item and make sure that the card goes with that item.

Our library is a great source of inspiration and knowledge. We typically have around 90 items checked out by members at each meeting. A complete listing content is on the [club web site](#). Please take advantage of this wonderful club benefit and return items in a timely manner. The large meeting space allows me to spread out the material so you can review and check it out. Please let me know if you have any suggestions to improve our library. All of the magazines have been moved into storage, due to space limitations, with the exception of American Woodturner. Magazines are available upon request. – **Rich Hinkebein**



**President's Spin** • Our club is growing and we welcome our new members. Our membership is now at 99. If you have suggestions for continued improvement of our meetings, please let me know.

The July President's Challenge, PC, had more entries than I can ever recall. It was a great display of styles and embellishments. Congratulations to John Buehrer with his entry selected by the members and to the two other gift certificate winners from the participant raffle drawing. The PC is to encourage you to turn outside the box, don't be hesitant to make a mistake. We all learn from our failures and learn very little from our successes. As the British inventor [James Dyson](#) said "Creativity is something we can all improve at....it is about daring to learn from our mistakes." Use the PC to have some fun with a piece of wood, it could become a treasure. The August PC is to turn a piece of food – turner's choice, real or stylistic. Think about food – and let your creative juices flow.

Thanks to our July demonstrators, Bill Farny and Jeff Hornung. Please share your talent with our club members by being a demonstrator. Our survey last year indicated that off center, stave construction, inside/out, pens, and many other turning subjects are of interest to our members. We have demonstrators for this year, but need to be filling slots for 2017. Please contact me and let's schedule your time to share.

The Board is putting together a proposal for purchasing equipment that will upgrade and enhance our audio-visual system. Details will be discussed at the August 28<sup>th</sup> meeting. Our goal is to have the system in place for the Tom Boley symposium.

The upcoming symposium with Tom Boley is an excellent way to enhance your skills. To encourage participation, we have kept the fee to a minimum and will be providing the wood for the hands on workshop. The cost will increase after the August meeting so make your reservations now. An application is on the web site.

Mark your calendar and save the date for our annual picnic on Sept 25 at the pavilion in St. Peters Spencer Creek Park. See the newsletter article for more details.

See the article in the newsletter on the turning/selling opportunity at the Creve Coeur Farmers market. This is an opportunity to promote our club and for members to show/sell their work. We will be there Sept 24 from 10am – 2pm. The club lathes will be available. Let me know if you will be there.

Thanks for your support for the [Turning Pens for the Troops](#) as a way to show our appreciation to the men and women in the armed services. We will have the pen kits donated by Woodcraft available at the August meeting. Individuals turn the pens, and return them to the club by the October meeting for distribution by Woodcraft around Veterans Day. We are asking for a \$10 deposit for 3 kits; your deposit will be returned when you return the turned pens. We look forward to being a part of this program and hope that you will be able to participate. Woodcraft will also be doing pen turning at their store on Nov 12<sup>th</sup>. If you would like to assist, contact me for more information.

Be sure to thank our sponsors when you redeem their gift cards or shop at their store. They are listed on our web home page.

Have fun turning. – **Charles Sapp**

## Club News:

**Tom Boley Demonstration and Hands On Workshop Oct 1<sup>st</sup> – 3<sup>rd</sup>** ● Tom retired from a full-time architectural woodturning business and now pursues artistic woodturning as well as teaching the craft. He is an instructor at JC Campbell Folk School. He will lead a demonstration on Oct 1<sup>st</sup> and a private hands-on workshop on Oct 2<sup>nd</sup> and 3<sup>rd</sup> at the CJAP facility. Workshops are limited to 8 turners per day and will be filled on a first paid/first reserved basis. Wood for the workshop is included in the price; participants must also attend the demonstration. Details and prices are provided on the website. Contact Charlie if you have any questions.




## **Vice President's Report ●**

### Beads of Courage:


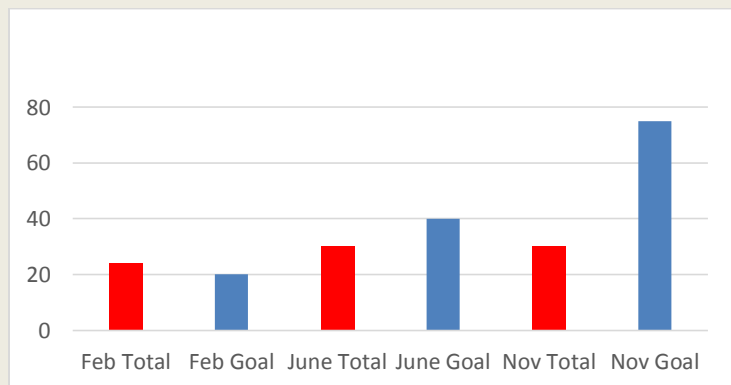


This year we have 3 goals for Beads of Courage.

1. February 24 – Actual
2. July 30 – Actual (10 short of our 40 box goal)
3. November 45 – To Reach November 2016 Goal



On the good news front of the Beads of Courage, there have not been as many children signing up for the program. They have some in storage, as does the club. This does not mean we will be slowing down. We still need to make 45 more lidded boxes to meet the 2016 goals. Remember that beads are \$1.25 from Steve at the meetings. Members will receive a drawing ticket for each bowl that is contributed; drawing will be held at the November meeting. – **Steve Reynolds**



**Membership ●** An [application](#) is available on the club web site. Dues are \$30 individual; \$40 family. Renewals do not require an application. Simply pay your dues to Walt and make sure that the [contact information](#) we have on file on the club web site is correct. – **Walt Ahlgrim**

**Attendance/Treasurers Report ●** We have \$3269 in the bank. There were approximately 48 members/guests attending the July meeting.

**Secretary ●** Please make sure you are filling in the card for the Show and Share. It helps me when I am translating notes and pictures from the meeting. I would also like to request every President's Challenge entrant give some additional information about their piece. This helps to ensure the most accurate information in the newsletter. – **Rob Conaway**




**New member ●** Join me in welcoming:

Terry Akins of Collinsville IL



**Patches ●** Patches are \$4 each and will be available at our meetings. See Walt.

**In Memorandum: William (Bill) Rubenstein ●** Long time member and past officer of the club, died on Friday, August 12<sup>th</sup>. Bill instructed and coached many turners over the years. He will be missed.



### **In the News ●**

More Woodturning Magazine's – [Create Navaho Border Patterns for Segmented Turning](#)

AAW Board of Directors - The Nominating Committee is pleased to present six candidates who are running for the AAW Board of Directors. Members can vote for up to three candidates by October 21, 2016. Your vote is important. –

<http://www.woodturner.org/page/2017BODCandidates>



**Silent Auction ●** No auction this month. If you have an item you would like to donate to the club, contact our President Charles Sapp. Donations are tax deductible.

### **Tech Tips ●**

- Check out **Dan Burleson's** tip on making a custom sphere sander in the August 2016 issue of the AAW's American Woodturner. A copy of the magazine is available in our library if you are not an AAW member.
- **John Hoeing** made this handy tool bucket for carting his tools using a 5 gallon bucket, some pvc pipe, and wood center piece.



**Web site●** If you have not signed on to the [club web site](#) but want to establish an account send your request to the President, Charles Sapp. Once your membership is verified, he will contact the web master and an account will be established for you with a temporary password. When you sign on for the first time you will be able to set your own password. If you would like to be featured on the home page, provide Jon Spelbring with 4 to 6 good quality pictures (640 x 480) of your turnings with the same background. You can also establish your own gallery! If you have any problems with web site operation, downloading, or general suggestions please contact the officers.

**Annual Picnic●** **September 25 is the date** for our club picnic. It will be at Spencer Creek Park, 200 Sutters Mill Road, St. Peters. A map to the picnic can be found at: <http://goo.gl/maps/p8rWT>. Bring a side dish to share. Plan to arrive around noon and lunch will start around 12:30 pm. The club will be providing paper products, utensils, coffee, buns, and the meat. You are responsible for your drinks if you want something other than coffee. We have a shelter reserved so please come rain or shine!



In addition to the great food, we will have the creative event where everyone can assemble "whatever" from scrap wood pieces using hot glue and imagination; a swap and sell table where you can trade or sell wood,

tools, finishes, ....; and a new event, collaboration turning, by teams of members (and their guests if they want to participate.

**Women in Turning** ● WIT is a new committee established by the AAW to encourage and assist women in their pursuit of turning. The committee uses contributions to fund demonstrations and equipment at symposiums. You can specify that your donations to the AAW go to WIT and/or you can make donations in the WIT box on the coffee/cookie table at our meetings. Laura Spelbring will collect the funds and make the donation to WIT on behalf of our club at the end of the year.

**Turning Demonstration at Creve Coeur Farmer's Market** ● The CC Farmer's Market is open every Saturday from 8am – 12pm at the Westgate Shopping Center, 12230 Olive Boulevard thru Oct 15<sup>th</sup>. We will set up a demonstration booth on Sept 24<sup>th</sup> and plan on turning pens with visitors on the club's lathes. We need volunteers to staff the booth. There is no charge provided we demonstrate. You can also show and sell your turnings. Contact Charlie if you are interested in volunteering.



### **July President's Challenge ● Lidded Box**

We will be continuing our new voting procedure. During the break review the items on the challenge table. Tear the tickets and write your selection on the back of the one marked "TICKET". Place in the President's Challenge bowl. In addition to the winner selected by the members, a gift certificate drawing is also held from all of the President's Challenge entries.

**Coffee and Cookies**● Complementary coffee is available at the meetings. The price for cookies is posted. Purchases are on the honor system.

## **Entries for the July President's Challenge Lidded Box**



John Buehrer  
**1<sup>st</sup> Place**  
Holly



Jon Spelbring  
Electrified



John Hoeing  
Bradford Pear



Bill Bales  
Cherry &  
Walnut






Laura Spelbring  
Brazilian  
Rosewood



Charles Sapp  
Holly &  
Mahgonay



Jeff Hornung  
Acrylic



Dick Maes  
Cherry w/  
Asphalt tile  
inserts



Rich Hinkebein  
Walnut Burl



Bob Goulding  
Walnut




Ron Andracssek  
Holly



Steve Nagy  
Oak & Walnut



John Peterson  
Walnut



Rick Madden  
Maple &  
Walnut



Tom Brock  
Maple & Red  
Heart



Dan Schmoker  
Ash



# Calendar of Upcoming Events

Date	Pre-Meeting 11:30 am – 12:30 pm	Meeting 1:00 pm – 4:00 pm
Aug 28, 2016	John Anderson – Tour of 17 <sup>th</sup> century Baroque European woodturning shop in the Swedish Skokloster Castle lathe room	John Buehrer – lathe capabilities that you may never have used but will want to after seeing them demonstrated!
Sept 25, 2016	Annual Picnic <ul style="list-style-type: none"> <li>• Collaborative Turning Challenge</li> <li>• Glue-up with shop 'mistakes'</li> <li>• Swap &amp; Sell</li> </ul>	Spencer Creek Park <a href="http://goo.gl/maps/p8rWT">http://goo.gl/maps/p8rWT</a>

## July Show and Share



Jon Spelbring  
Mesquite Burl with Shellac and Lacquer finish



John Hoeing  
Maple Bowl and Ash Goblet




Laura Spelbring  
Sea Urchin with Walnut and finished with Lacquer.



Don Eskridge  
Maple lidded box finished with wax.





Bob Goulding  
Walnut, Cypress and Cedar tulips in a vase finished with Deft Lacquer



Jeff Nasser  
Ebony & Pink Ivory Lidded Box finished with Danish Oil



Alex Nadler  
Lidded boxes



Steve Nagy  
Walnut Maple segmented bowl. Walnut & Pine segmented vessel. Both are finished with Walnut Oil & Wax.



Tom Zeller  
Cherry and Box Elder Bowls finished with Danish oil.



Tom Brock  
Tequila Cap with Maple top



Dan Schmoker  
Plum bowl finished with Waterlox.

**Facebook Group** • Our club has a Facebook group that is a great way to post pictures of your work, provide tech tips, and share ideas. It is a closed group. When you go to the site: <https://www.facebook.com/groups/1157348070957128/?fref=nf> click on “Join” and your request will be processed by our Facebook administrator, Jason Hill.

**Facebook site** • Check out the club Facebook page: <https://www.facebook.com/pages/Woodturners-of-St-Louis/292734664135601> and “Like” the page (click on the “Like” icon) to receive updates.



If you enjoy turning wood, making things on your lathe or want to learn more about woodturning then join the Woodturners of St. Louis. Learn and share ideas with like-minded Woodturners of St. Louis. Our chapter normally meets from 1:00pm to 4:00 pm on the fourth Sunday of every month at 8300 Valcore Avenue, St. Louis, MO <http://www.stlturners.org>

**American Association of Woodturners** • WTSTL is proud to be one of 350+ worldwide chapters of the American Association of Woodturners. We encourage you to join this fine organization. The AAW is dedicated to providing education, information, and organization to those interested in woodturning. You can join the AAW at their site: <http://woodturner.org/member/MemberLogOn.asp>.

Membership comes with access to on-line training information and includes a subscription to the *American Woodturner* magazine. Our club is a chapter of the AAW and we encourage all club members to join the AAW. They have been publishing a great series of on-line woodturning training articles for members that are worth the price of membership by themselves. They have also indexed all of the past AAW magazine articles so you can search and find help with most any issue you July have or ideas on your next project.

President:	Charles Sapp	636.928.0149	<a href="mailto:cwsapp@charter.net">cwsapp@charter.net</a>
Vice President:	Steve Reynolds	636.938.5366	<a href="mailto:stephen-reynolds@sbcglobal.net">stephen-reynolds@sbcglobal.net</a>
Secretary:	Rob Conaway	314.378.2514	<a href="mailto:rjconaway@yahoo.com">rjconaway@yahoo.com</a>
Treasurer:	Walt Ahlgrim	314.567.5268	<a href="mailto:stlwoodturner@sbcglobal.net">stlwoodturner@sbcglobal.net</a>
Newsletter:	Rob Conaway	314.378.2514	<a href="mailto:rjconaway@yahoo.com">rjconaway@yahoo.com</a>
Librarian:	Rich Hinkebein	636.332.2396	<a href="mailto:kathryna1945@yahoo.com">kathryna1945@yahoo.com</a>
Questions:	<a href="mailto:info@stlturners.org">info@stlturners.org</a>		