

WOODTURNERS OF ST. LOUIS

A Chapter of the American Association of Woodturners

stlturners.org
August 2016

Pre-Meeting Demo: Skokloaster Castle – John Anderson




One of **John Anderson's** sons moved to Sweden several years ago with his family. For the past several years he and his have made annual trips to visit and keep in touch with them and especially **his** 3 grandchildren. They don't make a great effort to see all of the sites of the Stockholm area, but do manage to visit one or two

historical or cultural sites each year. The highlight of their visit last July was Skokloster Castle. So as they were setting off to see yet another palace, his son dropped the comment that this one contained a lathe shop. Needless to say this piqued his interest considerably.



Skokloster Castle is considered one of the great castles of Baroque Europe. Built between 1654 and 1676, by the wealthy military commander count Carl Gustaf Wrangel. It is a monument to the Swedish Age of Greatness – a period in the middle of the seventeenth century when Sweden expanded to become one of the major powers in Europe. This was during the reign of Queen Christina. It was also during this period that Sweden established an American colony (New Sweden) along the Delaware River.



Woodworking was common among the upper class men in Europe in the 17th century. One of the Russian Tzars and one of the Louis of France were turners. Wrangel commissioned many of the lathes and tools for his workshop from Holland. A major order was from Jan Arendtz in 1664 which make the principal part of the collection. However, the lathe tools are from different makers. A second large group was made by Johan Kesmaker and purchased late in 1673. These tools and the craftsmen at Skokloster 350 years ago might have been among the best there was in Europe at the time.

For information on the castle and the tools try these web sites
Google: Skokloster Castle lathe room
<https://hyvelbenk.wordpress.com/2015/04/29/more-tools-at-skokloster/>



Meeting Demo: Lathe Capabilities you never knew existed – John

Buehrer John came to show us many of the things we may or may not know we can do with our lathes. This includes different ways to sand, alternate types of chucks, drilling holes through long objects and steadying long objects. These items can be used for both turning and non-turning projects.



The first thing that was demonstrated was a couple of twists on a jam chuck. Similar to a previous demonstration from Dave Ackerman, a Beall tap can be utilized to make multiple plates. These can then be used to make a variety of items. John demonstrated making a glued up jam chuck. One tip that John stressed when making a jam chuck is to “sneak” up on the size required. Make the taper, check the fit and repeat as necessary.

He then went on to display a variable speed sanding disk. This uses a custom built platform which fits into the tool rest to provide a solid base for sanding. This platform fit into the tool rest holder making the lathe look a lot like a benchtop disk sander.



Lastly, John began showing a method for drilling a hole through a long piece. One method to ensure that you keep things centered while working on a long piece is to use a Steb live center. This will allow the piece to be flipped end over end without losing center. Once the piece is ready to start drilling, John installed the Steady Rest on the lathe bed to provide support during the drilling process. He then began to slowly step through drilling into the piece with three increasing longer bits. When he reached the limit of the longest bit, he flipped the piece and started the process over.

Options for Steady Rests:

[Carter Multi-Rest](#)

[Oneway Spindle Steady](#)

[Apprentice Spindle Steady](#)

[Apprentice Live Steb](#)

[Sorby Live Steb](#)

Library News • Our library is only open on Sunday at our club meetings and is open to all our paid members for checking out books, videos, and DVD's. New additions last month:



• Offset Turning for Furniture Makers with Alf Sharp

Sign and date the card and put it **BEHIND** the letter of your last name in the box. When you return material; make sure you put the card back in the item and make sure that the card goes with that item.

Our library is a great source of inspiration and knowledge. We typically have around 90 items checked out by members at each meeting. A complete listing content is on the [club web site](#). Please take advantage of this wonderful club benefit and return items in a timely manner. The large meeting space allows me to spread out the material so you can review and check it out. Please let me know if you have any suggestions to improve our library. All of the magazines have been moved into storage, due to space limitations, with the exception of American Woodturner. Magazines are available upon request. – **Rich Hinkebein**



President's Spin • The Board had a goal of providing a bright-clear display of our demonstrators for our audience members. Our capability took a giant leap forward at the August meeting with the replacement of our projector and screen with a new TV monitor for the video display. With your approval at the meeting, we have purchased a second monitor that will be mounted on a cabinet and placed at the other side of the room for even better visual presentation. We will have the system ready to go for the Tom Boley symposium on Oct 1st. In our next phase, we will assess our displays and may recommend the replacement of our standard definition cameras with high definition ones along with switching software and a PC to give us better quality and recording capability.

On behalf of the club we extend our thoughts and prayers for the family of Bill Rubenstein. He was a member of the club, former officer, computer consultant, skilled craftsman, musician, and distributor and inventor of high-grade lathes. Bill has left his Stubby lathe to the club. He will be missed.

Next month will be our annual picnic at Spencer Creek Park, 200 Sutter Mills Road in St. Peters, MO. The club will supply meat, buns, and paper products. Each member is asked to bring a dish to share. Coffee will be supplied; bring anything else that you would like to drink. See the newsletter article for more information. Our President's Challenge for September will be to participate in the collaborative turning at the picnic. This is a new event and will be open to members and their guests. **Bring your face shield, bowl and/or spindle gouge, and a texturing tool (optional).** Rules and more info will be available at the picnic. We will also have the sell and swap table (bring your items) and the creative / creature assembly challenge (**please bring your glue gun, off cuts, blown up turnings,... for this event**).

Please sign up for the Tom Boley symposium in October. We have a few openings for the hands on workshops and need a head count to secure additional lathes. Walk-ups are welcome for the demonstration on Oct 1st but if you could sign up early it would be appreciated.

We are a chapter of the AAW. They have a guest membership program that is free for 60 days to let you explore the benefits that AAW has to offer. Check it out at: www.Tiny.cc/AAWGuest.

If you are already a member, be sure to vote on the [AAW board of directors](#) before Oct 21st and you may want to consider [renewing](#) your AAW membership in September to secure membership at the current rate.

Thanks to each of you for your support of our community programs. The Beads of Courage drawing will be at our November meeting and you will get one ticket for each box that you have submitted. We distributed 25 slim line pen kits at the August meeting for the Turning for the Troops program. We will have more kits

available at future meetings. This is an on-going program but we would like to have a good number done by the Oct meeting to turn in for Veterans Day 2016. See Charlie for a pen turning kit. If you would like to instruct pen turning on Nov 12th at the Woodcraft Store (Turning for the Troops), contact Charlie. And along the lines of community programs, thank you for your overwhelming support of turning various items from the white birch logs that have a sentimental value to a member of the CJAP Board of Directors. Please take pictures as you progress to document the process. There is not a specific time schedule for completion – just bring an item back if you took a piece of the log. Thanks again for your participation in all of our programs!

I am looking for demonstrators for 2017. Please let me know what skills you would share with our members at a meeting and we'll set a date. Thanks to all of you that help with the set up and tear down for each of the meetings. It is really appreciated.

Hope to see you at the picnic on Sept 25th. – **Charles Sapp**

Club News:

Tom Boley Demonstration and Hands-On Workshop Oct 1st – 3rd • Tom retired from a full-time architectural woodturning business and now pursues artistic woodturning as well as teaching the craft. He is an instructor at JC Campbell Folk School. He will lead a demonstration on Oct 1st and a private hands-on workshop on Oct 2nd and 3rd at the CJAP facility. Workshops are limited to 8 turners per day and will be filled on a first paid/first reserved basis. Wood for the workshop is included in the price; participants must also attend the demonstration. Details and prices are provided on the website. Contact Charlie if you have any questions.




Vice President's Report •

Beads of Courage:

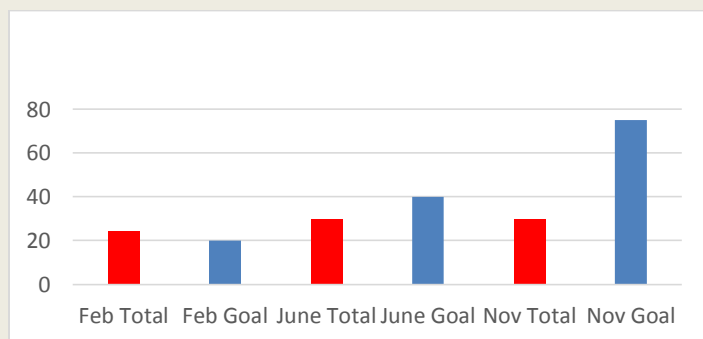



This year we have 3 goals for Beads of Courage.

1. February 24 – Actual
2. August 30 – Actual (10 short of our 40 box goal)
3. November 45 – To Reach November 2016 Goal



Let's all remember that the Beads of Courage is program for kids in need. We set some goals at the beginning of the year. We still need to make 45 more lidded boxes to meet the 2016 goals. Remember that beads are \$1.25 from Steve at the meetings. Members will receive a drawing ticket for each bowl that is contributed; drawing will be held at the November meeting. – **Steve Reynolds**





Membership • An [application](#) is available on the club web site. Renewals do not require an application. Simply pay your dues to Walt and make sure that the contact information we have on file on the club web site is correct. — **Walt Ahlgrim**

Attendance/Treasurers Report • We have \$3269 in the bank. There were approximately 48 members/guests attending the August meeting.

Secretary • Please make sure you are filling in the card for the Show and Share. It helps me when I am translating notes and pictures from the meeting. I would also like to request every President's Challenge entrant give some additional information about their piece. This helps to ensure the most accurate information in the newsletter. — **Rob Conaway**

New Members • Please join me in welcoming new members:

Ronald Rueckoe from Decatur, IL and Lester Krenning from Affton, MO.

In the News •

More Woodturning Magazine's — [Turning a Duck](#)

AAW Board of Directors voting — <http://www.woodturner.org/page/2017BODCandidates> Voting closes on Oct 21st

Silent Auction • No auction this month. If you have an item you would like to donate to the club, contact our President Charles Sapp. Donations are tax deductible.

Tech Tips • Check out Dan Burleson's tip on making a custom sphere sander in the August 2016 issue of the AAW's American Woodturner. A copy of the magazine is available in our library if you are not an AAW member.

Web site • If you have not signed on to the [club web site](#) but want to establish an account send your request to the President, Charles Sapp. Once your membership is verified, he will contact the web master and an account will be established for you with a temporary password. When you sign on for the first time you will be able to set your own password. If you would like to be featured on the home page, provide Jon Spelbring with 4 to 6 good quality pictures (640 x 480) of your turnings with the same background. You can also establish your own gallery! If you have any problems with web site operation, downloading, or general suggestions please contact the officers.

Annual Picnic • **September 25 is the date** for our club picnic. It will be at Spencer Creek Park, 200 Sutters Mill Road, St. Peters. A map to the picnic can be found at: <http://goo.gl/maps/p8rWT>. Bring a side dish to share. Plan to arrive around noon and lunch will start around 12:30 pm. The club will be providing paper products, utensils, coffee, buns, and the meat. You are responsible for your drinks if you want something other than coffee. We have a shelter reserved so please come rain or shine!



In addition to the great food, we will have the creative event where everyone can assemble "whatever" from scrap wood pieces using hot glue and imagination; a swap and sell table where you can trade or sell wood,

tools, finishes,; and a new event, collaboration turning, by teams of members (and their guests if they want to participate. Bring your face shield, bowl and/or spindle gouge and a texturing tool (optional). Rules and more info will be available at the picnic.

The library will not be available for material check out at the picnic. However, you can return material that you have checked out at the picnic.

Women in Turning • WIT is a new committee established by the AAW to encourage and assist women in their pursuit of turning. The committee uses contributions to fund demonstrations and equipment at symposiums. You can specify that your donations to the AAW go to WIT and/or you can make donations in the WIT box on the coffee/cookie table at our meetings. Laura Spelbring will collect the funds and make the donation to WIT on behalf of our club at the end of the year.

Turning Demonstration at Creve Coeur Farmer's Market • The CC Farmer's Market is open every Saturday from 8am – 12pm at the Westgate Shopping Center, 12230 Olive Boulevard thru Oct 15th. We will be set up with a demonstration booth on Sept 24th and plan on turning pens with visitors on the club's lathes. We need volunteers to staff the booth. There is no charge provided we demonstrate. You can also show and sell your turnings. Contact Charlie if you are interested in volunteering.




August President's Challenge • Turn a Food Item

We will be continuing our new voting procedure. During the break review the items on the challenge table. Tear the tickets and write your selection on the back of the one marked "TICKET". Place in the President's Challenge bowl. In addition to the winner selected by the members, a gift certificate drawing is also held from all of the President's Challenge entries.

Entries for the August President's Challenges


Food



Bob Goulding



Laura
Spelbring



John Hoeing



Dick Maes
1st Place





Jeff Hornung



Charles Sapp



Calendar of Upcoming Events

Date	Pre-Meeting 11:30 am – 12:30 pm	Meeting 1:00 pm – 4:00 pm
Sept 25, 2016	Annual Picnic <ul style="list-style-type: none"> • Food • Collaborative Turning Challenge • Glue-up with shop 'mistakes' • Swap & Sell 	Spencer Creek Park http://goo.gl/maps/p8rWT
Oct 23, 2016	Hands on – Learn to turn a pen for \$5 (material provided) or bring your own material and use the club lathes at no charge	Michael Blankenship – Hollow Christmas ornament

Slate of Officers for 2017 • The By-Laws state that a slate of officers will be presented to the membership at the October meeting. The positions of Vice-President, Secretary / Newsletter Editor, and Treasurer will be up for election at the November meeting. Please contact Charles Sapp if you would like to be nominated for any of those positions. Nominations will also be accepted from the floor at the November meeting.

August Show and Share



John Peterson

Yew – Hollow form vase finished with Danish Oil



Bob Goulding

Rosette from Hell – Big Leaf Maple Burl finished with Deft Lacquer



Charlie Sapp

Walnut and Unknown – Hollow Forms finished with Velvet Oil



Jeff Hornung

Walnut – Crucible finished with Reactive Iron and Iridescent bottom



John Buehrer

Wormy Box – Oak finished with Lacquer



Alex Nadler

Halloween Ornaments finished with Lacquer



Michael Blankenship

Figured Maple Hollow Form, Birdseye Ash Burl Hollow Form & Figured Maple Bowl all finished with poly.



Steve Nagy

Walnut, Maple & Pine segmented vessel. Both are finished with Poly and Beall Buff

Coffee and Cookies • Complementary coffee is available at the meetings. The price for cookies is posted. Purchases are on the honor system.

Facebook Group • Our club has a Facebook group that is a great way to post pictures of your work, provide tech tips, and share ideas. It is a closed group. When you go to the site: <https://www.facebook.com/groups/1157348070957128/?fref=nf> click on “Join” and your request will be processed by our Facebook administrator, Jason Hill.

Facebook site • Check out the club Facebook page: <https://www.facebook.com/pages/Woodturners-of-St-Louis/292734664135601> and “Like” the page (click on the “Like” icon) to receive updates.



If you enjoy turning wood, making things on your lathe or want to learn more about woodturning then join the Woodturners of St. Louis. Learn and share ideas with like-minded Woodturners of St. Louis. Our chapter normally meets from 1:00pm to 4:00 pm on the fourth Sunday of every month at 8300 Valcore Avenue, St. Louis, MO <http://www.stlturners.org>

American Association of Woodturners• WTSTL is proud to be one of 350+ worldwide chapters of the American Association of Woodturners. We encourage you to join this fine organization. The AAW is dedicated to providing education, information, and organization to those interested in woodturning. You can join the AAW at their site: <http://woodturner.org/member/MemberLogOn.asp>.

Membership comes with access to on-line training information and includes a subscription to the *American Woodturner* magazine. Our club is a chapter of the AAW and we encourage all club members to join the AAW. They have been publishing a great series of on-line woodturning training articles for members that are worth the price of membership by themselves. They have also indexed all of the past AAW magazine articles so you can search and find help with most any issue you August have or ideas on your next project.

President:	Charles Sapp	636.928.0149	cwsapp@charter.net
Vice President:	Steve Reynolds	636.938.5366	stephen-reynolds@sbcglobal.net
Secretary:	Rob Conaway	314.378.2514	riconaway@yahoo.com
Treasurer:	Walt Ahlgrim	314.567.5268	stlwoodturner@sbcglobal.net
Newsletter:	Rob Conaway	314.378.2514	riconaway@yahoo.com
Librarian:	Rich Hinkebein	636.332.2396	kathryna1945@yahoo.com
Questions:	info@stlturners.org		