

WOODTURNERS OF ST. LOUIS

A Chapter of the American Association of Woodturners

stlturners.com
October 2016

October Meeting:

The summer months have been busy for the club. We have made some big changes to how we display and hear speakers going on at our meetings. This included an upgraded sound system, 2 LED TV's and a new cabinet for the associated equipment. We have also made the setup easier with a new chair rack, which takes a fraction of the storage space to hold the same number of chairs. Lastly, we have new plaques to honor the donations of the Stubby lathe and safety shield. We also have a new web address for the club:

www.stlturners.com



Several people completed turnings from the birch tree for the CJAP executive. We received a couple of more at this meeting and presented them to CJAP leadership. These included a few bowls, a few natural edge bowls, a baby rattle and a lidded box.



The club again showed our willingness to give to others. The Beads of Courage effort throughout the year created 30+ bowls for Children's Hospital. We then took on Turning Pens for the Troops. The club turned over 30 pens to be turned over to the Woodcraft for distribution to our troops.


Meeting Demo: Christmas Ornaments – Michael Blankenship

Michael came to show everyone the proper way to make hollow form ornaments. He has several tools and methods for turning ornaments. Two notable things he used to assist with his turning. First, he taped the tips of his fingers due to the amount of touch Michael uses to turn. Second, he has his tools in tool holsters on his belt. This ensures his tools are in the same place, all the time. This demonstration was how to create a three-part ornament with a top, hollow form middle and spire bottom.





Michael begins all of his ornaments by choosing some contrasting wood, which is done with great expertise by Jackie Blankenship. He then creates a blank using alternating contrasting wood in a pattern. He starts with rounding the whole piece, then rounding the end. He then uses a 1" forstner bit to drill a hole through the piece. Once complete with the hole, he rounds the end into a ball shape and parts it off.



The top and bottom icicle are made from the same piece of wood. He starts with rounding the piece. Using a circle cutter set to 1", he cuts a tenon into each end of the piece. Using the tenon, he mounts the piece to shape the icicle. He uses a small piece of Formica to 'burn' lines into the piece. Upon completion of the icicle he will part off with enough room to create the top. He sands the piece from 80 to 220 grit to and then burnishes using a brown scotch pad.

The top is made from the piece which was parted off, but has a tenon. Using the tenon for a guide to the size of the piece, he creates the top to be a low profile piece for attaching an ornament hanger. The piece is then ready for finishing via the same process as the icicle. Lastly, it is time to hollow and finish the center globe. Michael has a special tool for hollowing, pictured above, the center piece. Once complete, he sands from 80-220 grit and burnishes using a brown scotch pad.

Michael finishes by gluing up the pieces to get ready for finishing. He uses a mixture of 1-part Deft Lacquer plus 3-parts Lacquer thinner to seal the piece. He then uses several coats of spray polyurethane to complete the ornament.



Library News • Our library is only open on Sunday at our club meetings and is open to all our paid members for checking out books, videos, and DVD's.

- Having trouble with a library DVD? Check out this link: [Cleaning DVD's](#)

Sign and date the card and put it **BEHIND** the letter of your last name in the box. When you return material; make sure you put the card back in the item and make sure that the card goes with that item.

Our library is a great source of inspiration and knowledge. We typically have around 90 items checked out by members at each meeting. A complete listing content is on the [club web site](#). Please take advantage of this wonderful club benefit and return items in a timely manner. The large meeting space allows me to spread out the material so you can review and check it out. Please let me know if you have any suggestions to

improve our library. All of the magazines have been moved into storage, due to space limitations, with the exception of American Woodturner. Magazines are available upon request. – **Rich Hinkebein**



President's Spin • Welcome to our new members and visitors. Our next meeting on Nov 27th will be our annual Holiday Wine and Cheese party and officer election. Please bring the beverage of your choice and a snack to share. It is traditional, but not required, to eat and drink from turned wooden utensils (we will also have cups, plates, and utensils available). Spouses/partners/significant others are, as always, welcome.

The President's Challenge for next month will be to turn an ornament. We hope that you will then enter it into the Ornament Exchange with other members. After the PC's prizes for the selected ornaments, we will have a drawing for the ornament exchange among those who have brought them. Please be aware that we all cherish the simple ornaments turned by new turners as much as the more elaborate ones from more experienced turners. Thanks to Michael Blankenship for his demonstration on hollow ornaments to get us inspired. More information on ornaments can be found in our library, past newsletters, or on YouTube.

Thanks for your great response to the Pens for the Troops community service program. Thirty pens were turned into the Woodcraft store for distribution to men and women in service. This is an on-going program, so please continue to bring in pens that you turn. We will collect them for distribution next Veteran's Day.

Jesse Tutterrow will be handling the organization of our booth at the Woodworker's Show in Collinsville in Feb 2017. Last year we had an active booth with over 20 members manning it over the weekend. Now we need your help. Send [Jesse](#) an email or call him (314.265.3520) if you will take a two hour (or more) shift and for more details. Everyone who works the booth gets into the show free. We will be working the booth along with the Festus Show Me Woodturners.

Please let me know if you have ideas/suggestions for a club community service program such as the Pens for the Troops and Beads of Courage that we might support in 2017.

Thanks to all of you that help with the set up and tear down for each of the meetings. It is really appreciated. It takes a lot of effort to set up the chairs, tables, lathe, and audio/video for each meeting.

Hope to see you in November at the holiday party meeting. – **Charles Sapp**

Club News:

Vice President's Report •


Beads of Courage:



We have turned 30 boxes for the Beads of Courage program this year. We still need 45 more to meet our November 2016 goal. I know that several of you were working on the PVC boxes so try to finish them and bring them to the next meeting. Let's all remember that the Beads of Courage is a program for kids in need. The beads are \$1.25 (13/16" in diameter)and available from Steve at the meetings. The drawing



will be held at the November meeting for a \$20 Rockler gift card and other prizes. Please continue to turn boxes for the program and we will take any extras to the AAW symposium in KC in June 2017. Let the officers know of any other community programs that we can support as a club in the coming year. – **Steve Reynolds**



Membership ● An [application](#) is available on the club web site. Renewals do not require an application. Simply pay your dues to Walt and make sure that the [contact information](#) we have on file on the club web site is correct. – **Walt Ahlgrim**

Attendance/Treasurers Report ● No update. There were approximately 55 members/guests attending the October meeting.

Secretary ● No Update. – **Rob Conaway**

New Member ●

Ron Ruecker – Decatur, IL



In Memorandum: John Anderson ● John passed away on October 11th. He was a founding member of the Lincoln Land Turners and a member of the WTSTL club. He had a Master degree in Mathematics. He served in the Army. He enjoyed jazz, opera, reading and golf.



In Memorandum: Ray Koeneman ● Ray died on Monday, Oct 17th. Raymond was born 9/11/32 in Pine Lawn, Mo. He is survived by his wife of 59 years Cheryl Johnson Koeneman, 5 children, daughter Kandies and husband Michael Miller, daughter Karen and Roger (deceased) Burns, daughter Susan Koeneman, son Michael Koeneman and daughter Sally Smith, 14 grandchildren and 11 great grandchildren. Ray was a US Marine and served in the Korean War. He enjoyed woodworking, sports and reading. He had a career as a commercial photo re-toucher in New York City, Atlanta and St Louis.

November Meeting – Wine and Cheese Social, Ornament Exchange & Election ●

At the November meeting members will have the opportunity to exchange ornaments that they have made. If you would like to participate, just bring one of your ornaments to the November meeting. The ornament can be simple or complex. Participants will then draw a number to pick an ornament made by another club member. Hope to have your ornament in the event. Ornaments can also be entered into the President's Challenge!

There will not be a demonstration at the November meeting. Instead we will have a few hours of socializing. Bring your spouse/significant other, favorite wine (or other drink you enjoy) and an appetizer to share. The social will start following a short business meeting. The meeting will begin at 1 pm.

The annual election will be held at the November meeting. The positions of Vice President, Secretary, and Treasurer will be up for election. If you are interested in serving the club as a Board Member, please contact Charles Sapp. Nominations will be accepted from the floor at the November meeting. Roles and responsibilities of the board members can be found in our bylaws on the club web site.

In the News ●

Please check you Crafts Supplies Certificates, as some have an expiration date of 12/31/2016.

More Woodturning Magazine – [Current Edition Contents](#)

More Woodturning Magazine – [Aligning your lathe](#)

AAW Member Survey – Please a moment to follow the link to the [Member Survey](#).

AAW Video Source – [Flick of the Week](#)

[Women in Turning](#) ● WIT is a new committee established by the AAW to encourage and assist women in their pursuit of turning. The committee uses contributions to fund demonstrations and equipment at symposiums. You can specify that your donations to the AAW go to WIT and/or you can make donations in the WIT box on the coffee/cookie table at our meetings. Laura Spelbring will collect the funds and make the donation to WIT on behalf of our club at the end of the year.

Web site● If you have not signed on to the [club web site](#) but want to establish an account send your request to the President, Charles Sapp. Once your membership is verified, he will contact the web master and an account will be established for you with a temporary password. When you sign on for the first time you will be able to set your own password. If you would like to be featured on the home page, provide Jon Spelbring with 4 to 6 good quality pictures (640 x 480) of your turnings with the same background. You can also establish your own gallery! If you have any problems with web site operation, downloading, or general suggestions please contact the officers.

October President's Challenge ● Turning with a Halloween Theme

We will be continuing our new voting procedure. During the break review the items on the challenge table. Tear the tickets and write your selection on the back of the one marked "TICKET". Place in the President's Challenge bowl. In addition to the winner selected by the members, a gift certificate drawing is also held from all of the President's Challenge entries.


Entries for the October President's Challenges Halloween Theme



Jon Spellbring **1st Place**



Charles Sapp



Dick Maes




Jeff Hornung




Calendar of Upcoming Events

Date	Pre-Meeting 11:30 am – 12:30 pm	Meeting 1:00 pm – 4:00 pm
Nov 27, 2016	No pre-meeting	Wine and Cheese event. Ornament exchange. Annual officer election.
Dec 2016	No meeting. Merry Christmas, Happy New Year. Have a Happy Holiday Season.	
Jan 22, 2017		

October Show and Share



John Hoeing
Cocobolo – Candy Dish and bottle opener finished with friction polish









Bob Goulding
Natural Edged Bowl – Spalted Hackberry finished with Lacquer



Charlie Sapp
Boley Natural Edge – Hackberry with no finish



Jeff Nasser
Lidded Box – Tulipwood and Ebony finished with CA Glue

 	 
<p align="center">Dan Schmoker Platter – Mahogany finished with 2 coats of Watco Oil</p>	<p align="center">Steve Nagy 217-piece Segmented Bowl – Walnut, Maple and Oak finished with poly and Beal Buff</p>
 	 
<p align="center">Rick Madden Hollow Form – Hickory dark walnut Danish oil</p>	<p align="center">Tom Brock (Box) and Dan Schmoker (Gavel)</p>

Coffee and Cookies● Complementary coffee is available at the meetings. The price for cookies is posted. Purchases are on the honor system.

Facebook Group ● Our club has a Facebook group that is a great way to post pictures of your work, provide tech tips, and share ideas. It is a closed group. When you go to the site: <https://www.facebook.com/groups/1157348070957128/?fref=nf> click on “Join” and your request will be processed by our Facebook administrator, Jason Hill.

Facebook site ● Check out the club Facebook page: <https://www.facebook.com/pages/Woodturners-of-St-Louis/292734664135601> and “Like” the page (click on the “Like” icon) to receive updates.



If you enjoy turning wood, making things on your lathe or want to learn more about woodturning then join the Woodturners of St. Louis. Learn and share ideas with like-minded Woodturners of St. Louis. Our chapter normally meets from 1:00pm to 4:00 pm on the fourth Sunday of every month at 8300 Valcore Avenue, St. Louis, MO <http://www.stlturners.com>

American Association of Woodturners• WTSTL is proud to be one of 350+ worldwide chapters of the American Association of Woodturners. We encourage you to join this fine organization. The AAW is dedicated to providing education, information, and organization to those interested in woodturning. You can join the AAW at their site: <http://woodturner.org/member/MemberLogOn.asp>.

Membership comes with access to on-line training information and includes a subscription to the *American Woodturner* magazine. Our club is a chapter of the AAW and we encourage all club members to join the AAW. They have been publishing a great series of on-line woodturning training articles for members that are worth the price of membership by themselves. They have also indexed all of the past AAW magazine articles so you can search and find help with most any issue you October have or ideas on your next project.

President:	Charles Sapp	636.928.0149	cwsapp@charter.net
Vice President:	Steve Reynolds	636.938.5366	stephen-reynolds@sbcglobal.net
Secretary:	Rob Conaway	314.378.2514	rjconaway@yahoo.com
Treasurer:	Walt Ahlgrim	314.567.5268	stlwoodturner@sbcglobal.net
Newsletter:	Rob Conaway	314.378.2514	rjconaway@yahoo.com
Librarian:	Rich Hinkebein	636.332.2396	kathryna1945@yahoo.com
Questions:	info@stlturners.com		