



WOODTURNERS OF ST. LOUIS

A Chapter of the American Association of Woodturners

stlturners.org
January 2017

Pre-Meeting Demo: Turning a Birdhouse – Jeff Hornung & Charles Yonk

Charles began the demo with his interpretation of a YouTube video for turning an ornamental birdhouse. This will require a piece for the body of the house and a separate piece for the top. Jeff did a small variation to Charles' demo. While end result of the project is very similar for both Charles and Jeff, Jeff did a hollow form for the body and made a separate finial for the bottom.



Each method offers some unique ways of doing the ornament. There are several videos and documents to use for further guidance on creating a birdhouse ornament. There are a few below.



Videos on Ornamental Birdhouses:

<https://www.youtube.com/watch?v=71Q9iZslpE4>

<https://www.youtube.com/watch?v=MVo2tREt8wc>

[Dale Nish Birdhouse Ornament](#)


Meeting Demo: Barbell Rattle – Jeff Nasser

Jeff recently created a barbell rattle for the CJAP leadership from a birch tree. His process starts with a 1 ½" x 1 ½" x 9" piece of hardwood. Cut a 2" section from the piece. Put a tenon on each end of the 2" piece, then cut in half on the table saw. Using a 1" forstner bit, drill 1 1/8" on both ends of the 7" piece. Place 1 teaspoon of corn into the end and glue with thick CA on the tenon side only. Clamp the piece and set aside. Once set, it is ready to begin.



Place the piece on the lathe and bring into round. Setup the piece to have even barbells, marking with a pencil. Then using a parting tool to define better, mark up the piece. Start by narrowing the middle "bar" of

the barbell. Once close to the final thickness it is time to round out the barbells. He then brought the middle to a final thickness of approximately of 5/16".



Trim the ends of the piece close, but not all the way. It is time to sand the piece to sand the majority of the piece to 220 grit. Jeff uses thin CA for a finish. He coats the entire piece and sprays lightly with accelerator. He uses Danish Oil on 400 grit wet sandpaper to finish that coat. He then repeats the process with medium CA and again with 400 grit wet sandpaper. Once complete, we use the table saw clean off the ends. Finally, he uses the same method to complete the ends.



Library News ● Our library is only open on Sunday at our club meetings and is open to all our paid members for checking out books, videos, and DVD's.

- [Weekend Woodturning Projects](#) by Mark Baker
- [Wood Identification and Use](#) by Terry Porter
- [Projects for the Mini Lathe](#) by Dick Sing
- [Miniature Birdhouses](#) by Dick Sing
- [Curators' Focus: Turning in Context: Physical, Emotional, Spiritual and Intellectual](#) by Wood Turning Center
- American Woodturner Magazine December 2016

Sign and date the card and put it **BEHIND** the letter of your last name in the box. When you return material; make sure you put the card back in the item and make sure that the card goes with that item.

Our library is a great source of inspiration and knowledge. We typically have around 90 items checked out by members at each meeting. A complete listing content is on the [club web site](#). Please take advantage of this wonderful club benefit and return items in a timely manner. The large meeting space allows me to spread out the material so you can review and check it out. Please let me know if you have any suggestions to improve our library. All of the magazines have been moved into storage, due to space limitations, with the exception of American Woodturner. Magazines are available upon request. – **Rich Hinkebein**



President's Spin • After a month off for the holiday season it is great to welcome everyone back and start what promises to be a very exciting year of demonstrations and workshops. A special welcome goes out to our new members and visitors. Our meetings are an interactive process, your questions and thoughts enhance the effectiveness of the club to promote the art of woodturning. We do offer a mentoring program for both new and experienced turners. Contact me for more information.

Demonstrations - Thanks to Charles Yonk, Jeff Hornung, and Jeff Nasser for demonstrating at the January meeting. At our February meeting, Bill Farny will be leading the pre-meeting hands-on workshop with instruction on spindle turning to produce a tea light. Bring your face shield and gouges if you would like to participate; wood will be provided. Doug Thompson, Thompson Lathe Tools, will be providing a demonstration on sharpening and tool material. He will also have a display table with tools that are for sale.

Community programs - Participation in our Community program to turn ornamental bird houses for those in nursing homes is off to a great start. We have partnered with Frontier Health and Rehabilitation in St. Charles. They will have a spring event and the bird houses will be part of a gift package that is given to the residents. See the newsletter article for more information on the bird houses. With that in mind, the President's Challenge for February is to turn an ornamental bird house – if you want, it can then be donated to the community program. We need over 50 bird houses so use this as a skill development challenge for tool technique and artistic style.

Promotion Venues - The Collinsville Woodworking Show February 10-12th will be an opportunity to promote our club and woodturning. If you know of events, public forums, community activities, or other venues to show our work and promote the opportunities our club and the AAW offers, let me know and I will be glad to follow up on them.

Workshops - Response to the upcoming Ashley Harwood bowl turning workshops has been fantastic. We were able to schedule an extra day and it was immediately filled. Thanks to Turned Treasurers (TT) for offering the use of their shop and equipment for the event; Dave Endres and Gary Hinegardner for procuring over 110 bowl blanks, Rob Conaway, Jon Spelbring, and Steve Reynolds for delivering the bowl blanks and moving our Nova Comets, and all of you that signed up and participated in supporting the workshop.

We have a lot of talent in the club and sharing of knowledge, experiences, success and failures with our members is much appreciated. Thanks to all of you that have signed on to do a club demonstration at our meetings. We would like to offer a new program this year – full day hands-on workshop with our local talent. This is still in the development stage but it would typically be: a full day (or two days depending on response); subject matter selected by the instructor; with a nominal charge to cover facilities and instructor fee. Please contact me for further discussion on doing the instruction or making suggestions for the program.

Thanks to you for supporting the club through your membership, program participation, set up, clean up, videography, and being there whenever the need arises.


You are appreciated. – **Charles Sapp**

Club News:

Vice President's Report ●



On the good news front of the Beads of Courage, there have not been as many children signing up for the program. They have some in storage, as does the club. This does not mean we will be slowing down. We still need to make 45 more lidded boxes to meet the 2017 goals. Remember that ceramic BOC beads are \$1.25 from Steve at the meetings. Members will receive a drawing ticket for each bowl that is contributed; a drawing will be held at the November meeting for a gift certificate. – **Steve Reynolds**



Membership ● An [application](#) is available on the club web site. Dues are \$30 individual; \$40 family. Renewals do not require an application. We will have a drawing for all paid members by 2/18. Simply pay your dues to Walt and make sure that the [contact information](#) we have on file on the club web site is correct. – **Walt Ahlgrim**

Attendance/Treasurers Report ● We have \$3269 in the bank. There were approximately 48 members/guests attending the January meeting.

Secretary ● Please make sure you are filling in the card for the Show and Share. It helps me when I am translating notes and pictures from the meeting. I would also like to request every President's Challenge entrant give some additional information about their piece. This helps to ensure the most accurate information in the newsletter.

I would again like to offer my service to write-up demonstration outlines or documentation. Please call or email if you have any questions. – **Rob Conaway**

New Members ● Welcome to our new members:

Murray Meierhoff of St. Louis

Carl Primeaux of Belleville, IL



Joe Tupy of Riverton, IL

Violet and Eric Oman of Lake St. Louis



In the News ●

More Woodturning Magazine's – [Debark Safely with a Hand Adze](#)

[AAW Flick of the Week 1](#)

[AAW Flick of the Week 2](#)

Pole Lathe

Ashley Harwood Class ● February 16th, 18th and 19th, Ashley will be teaching a class on bowl turning using the 40/40 grind on a bowl gouge. She completed a presentation at the Kansas City Woodturners the 11-12th and was in St. Louis to do a special project for [Goebel Furniture](#). We were lucky enough to get her to do the teaching at [Turned Treasures](#) in Belleville.

Community Programs ● New this year will be a section on Community Programs. As we progress through the year and the program(s) we are supporting change, information will be placed here. Our first program is Ornamental Birdhouses to be distributed at local rest homes. Please make sure they are ornament sized, but can hang on a hook, from a stand or be free standing. Bring yours to the Feb or March meeting as we will be distributing them in early April. Just as with the Beads of Courage community program, members will receive a drawing ticket for each bird house that is contributed. The community service drawing will be held at the November meeting for a gift certificate.

Silent Auction ● No auction this month. If you have an item you would like to donate to the club, contact our President Charles Sapp. Donations are tax deductible.

Sandpaper ● We will have free sandpaper in January. Please bring gifts to say Thank You for the guys that collect and box the sandpaper for us. Please give the gifts to either Dan Burleson or Tom Zeller.

Web site● If you have not signed on to the [club web site](#) but want to establish an account send your request to the President, Charles Sapp. Once your membership is verified, he will contact the web master and an account will be established for you with a temporary password. When you sign on for the first time you will be able to set your own password. If you would like to be featured on the home page, provide Jon Spelbring with 4 to 6 good quality pictures (640 x 480) of your turnings with the same background. You can also establish your own gallery! If you have any problems with web site operation, downloading, or general suggestions please contact the officers.

[Women in Turning](#) ● WIT is a new committee established by the AAW to encourage and assist women in their pursuit of turning. The committee uses contributions to fund demonstrations and equipment at symposiums. You can specify that your donations to the AAW go to WIT and/or you can make donations in the WIT box on the coffee/cookie table at our meetings. Laura Spelbring will collect the funds and make the donation to WIT on behalf of our club at the end of the year.

January President's Challenge • Bottle Stopper

We will be continuing our new voting procedure. During the break review the items on the challenge table. Tear the tickets and write your selection on the back of the one marked "TICKET". Place in the President's Challenge bowl. In addition to the winner selected by the members, a gift certificate drawing is also held from all of the President's Challenge entries. An additional door prize ticket will be given to everyone that provides a President's Challenge entry.


Entries for the January President's Challenges Bottle Stopper



John Buehrer
1st Place



Jason Hill



John Hoening



Bill Bales



Laura Spelbring



Charles Sapp



Jeff Hornung



Dick Maes






Rich Hinkebein



Rob Conaway



Tom Zeller



Steve Nagy



Gary Johnson



Rick Madden



Bill Farny



Bill Griffin



Dave Ackmann



Charles Yonk



Calendar of Upcoming Events

Date	Pre-Meeting 11:30 am – 12:30 pm	Meeting 1:00 pm – 4:00 pm
February 26, 2017	Basics of Woodturning – Spindle Work – Tea Lights, Start to Finish with Bill Farny	Sharpening using the Wolverine Jig and Tool Materials with Doug Thompson of Thompson Lathe Tools
March 26, 2017	Hands on Workshop	Steve Reynolds – Twisted triangle box

January Show and Share



Jeff Hornung
Maple finished with Black Dye & Silver Leaf
"Stormy Night – Smoke & Mirrors 3"



Bill Farny
Maple Off Center Bowl & Maple/Cherry Textured Top and Docking Station



Steve Nagy
Maple & Mystery Wood Segmented Vase finished
with Poly



John Hoeing
Spalted Pecan Bowl finished with friction polish



Dan Schmoker
Black Burl Bowl finished with 4 coats of Danish Oil



Jeff Nasser
Lidded Boxes : Osage Orange/Ebony, Bocote/Holly & Olive/Ebony

Coffee and Cookies● Complementary coffee is available at the meetings. The price for cookies is posted. Purchases are on the honor system.

Facebook Group ● Our club has a Facebook group that is a great way to post pictures of your work, provide tech tips, and share ideas. It is a closed group. When you go to the site: <https://www.facebook.com/groups/1157348070957128/?fref=nf> click on “Join” and your request will be processed by our Facebook administrator, Jason Hill.

Facebook site ● Check out the club Facebook page: <https://www.facebook.com/pages/Woodturners-of-St-Louis/292734664135601> and “Like” the page (click on the “Like” icon) to receive updates.



If you enjoy turning wood, making things on your lathe or want to learn more about woodturning then join the Woodturners of St. Louis. Learn and share ideas with like-minded Woodturners of St. Louis. Our chapter normally meets from 1:00pm to 4:00 pm on the fourth Sunday of every month at 8300 Valcore Avenue, St. Louis, MO <http://www.stlturners.com>

American Association of Woodturners● WTSTL is proud to be one of 350+ worldwide chapters of the American Association of Woodturners. We encourage you to join this fine organization. The AAW is dedicated to providing education, information, and organization to those interested in woodturning. You can join the AAW at their site: <http://woodturner.org/member/MemberLogOn.asp>.

Membership comes with access to on-line training information and includes a subscription to the *American Woodturner* magazine. Our club is a chapter of the AAW and we encourage all club members to join the AAW. They have been publishing a great series of on-line woodturning training articles for members that are worth the price of membership by themselves. They have also indexed all of the past AAW magazine articles so you can search and find help with most any issue you January have or ideas on your next project.

President:	Charles Sapp	636.928.0149	cwsapp@charter.net
Vice President:	Steve Reynolds	636.938.5366	stephen-reynolds@sbcglobal.net
Secretary:	Rob Conaway	314.378.2514	rjconaway@yahoo.com
Treasurer:	Walt Ahlgrim	314.567.5268	stlwoodturner@sbcglobal.net
Newsletter:	Rob Conaway	314.378.2514	rjconaway@yahoo.com
Librarian:	Rich Hinkebein	636.332.2396	kathryna1945@yahoo.com
Questions:	info@stlturners.org		