



WOODTURNERS OF ST. LOUIS

A Chapter of the American Association of Woodturners


stlturners.com
February 2017

Pre-Meeting Demo: Turning a Tea Light – Bill Farny

Bill went through the steps to turn a tea light. Mount a blank between centers and turn into a 2 to 2 ½" cylinder. Cut a shoulder to fit the chuck. Remove the cylinder and mount into the chuck. Bring up the tail stock for support, hollow out the tailstock end. Using a parting tool, cut off of a 1 ¼" piece from the tailstock end and set aside.



Next step is to face off the cylinder mounted in the chuck. Turn the desired shape of the tea light. Drill a 1.5" hold into the end of the cylinder about 5/8" deep. Clean-up the hole opening. Remove the cylinder from the chuck. Mount the piece that was set aside earlier into the chuck. Turn a jam chuck and mount the tea light cylinder on it. Next, turn the shoulder off of the bottom. Finish the piece with a foot and your favorite finish.



Videos on Tea Lights:

<https://www.youtube.com/watch?v=SyaZfmMerL8>

<https://www.youtube.com/watch?v=bUkqKZ5CAkl>

Meeting Demo: Thompson Tools Sharpening – Doug Thompson

Doug uses and recommends the Wolverine Sharpening System and passed out his Sharpening Guide, which is designed to be used with the Wolverine System. His guide suggests a 60-degree profile on a bowl gouge and 40 degrees for spindle and detail gouges. He says to sharpen scrapers to 20 degrees and skews to 40 degrees. He demonstrated how to measure the angle with an inexpensive protractor.

Doug's sharpening guide directs the turner to set the leg of the Wolverine Vari-Grind Attachment to the angle shown on his guide and leave it there. The turning tool should be inserted in to the Vari-Grind Attachment with 1 ¾" of the




tool extended. Different profile angles can be achieved by sliding the V-Arm Attachment in and out of the base. One way to know if it is set properly is to coat the ground edge of your tool with ink from a felt tip pen. Position it against the grinding wheel and rotate the wheel, by hand, then look to see if the ink is scraped off evenly top to bottom. If not, adjust the V-Arm in or out to achieve the correct angle.



Doug discussed the various kinds of steel used in the manufacture of lathe cutting tools. The amount of Vanadium blended into the steel determines its hardness. Most lathe tools are M2 grade, with 2% Vanadium. M4 have 4%, 2030 have 5% and 2060 have 7%. Thompson tools use a powdered metal steel that has 10% vanadium and are then heat treated, quenched, tempered and cryogenically treated. That makes them very hard.

He also discussed the use of scrapers. Negative rake scrapers are very popular, these days. A normal scraper can be used with a negative rake by raising the tool rest and angling the scraper down. The top surface of a scraper can also be ground down to provide a permanent negative scraper profile.



Doug discussed grinding wheels. He recommends using Norton 3X "K" grade wheels. He recommends using 80 grit for sharpening and 46 grit for shaping. He thinks CBN grinding wheels are nice, but not worth the extra money (\$170 vs. \$40). Their big advantage is that they do not wear down and reduce in diameter.



Library News • Our library is only open on Sunday at our club meetings and is open to all our paid members for checking out books, videos, and DVD's.

- [Brilliant Finishes for Woodturners](#) by Ted Sokolowski – DVD
- [Turned Toys](#) by Mark Baker – Book
- American Woodturner Magazine Jan 2016

Sign and date the card and put it **BEHIND** the letter of your last name in the box. When you return material; make sure you put the card back in the item and make sure that the card goes with that item.

Our library is a great source of inspiration and knowledge. We typically have around 90 items checked out by members at each meeting. A complete listing content is on the [club web site](#). Please take advantage of this wonderful club benefit and return items in a timely manner. The large meeting space allows me to spread out the material so you can review and check it out. Please let me know if you have any suggestions to improve our library. All of the magazines have been moved into storage, due to space limitations, with the exception of American Woodturner. Magazines are available upon request. – **Rich Hinkebein**



President's Spin • The Woodturners of St. Louis had a very successful booth at this year's Woodworking Show in Collinsville. Thanks to Jesse Tutterrow and all the members who donated their time to staff the booth - Laura Spelbring, Rich Hinkebein, Jon Spelbring, Cate Dolan, Cecil Robertson, Jeff Hornung, Jason Hill, Steve Reynolds, Walt Ahlgrim, Bill Lutz, Dave Ackmann, Chris Weiler, Terry Aiken, Charles Yonk, Kay Hinkebein, Jerry Sievers, and Rob Conaway. You did a great job of demonstrating the fun of turning and explaining and promoting our club. I hope to see more of our club members volunteer next year as I am confident in saying that those working the booth have a good time.

Bill Farny will continue to instruct at our pre-meeting session at the March meeting with a spindle turning project – turning a honey dipper. The session is open to all club members – new turners looking for instruction and experienced turners looking to improve their techniques. Bring your tools: Spindle roughing gouge, spindle gouge, parting tool, pencil, 6" rule, and your face shield. Wood will be provided.



Thanks for your support of our bird house ornament **ReTurn to the Community** program. We need about 50 bird houses; please bring yours to the March meeting as they will be collected and distributed in early April to the Frontier Rehabilitation home in St. Charles, MO. They can be free standing or hang with a hook. The program is an opportunity to not only **ReTurn to the Community** but to develop your techniques and skill by turning multiple items.



The participation and support for the Ashley Harwood workshop was outstanding. Three days of bowl turning workshops with 24 participants. Special thanks to Turned Treasurers for hosting and donating their facility for the workshop; Dave Endres for sourcing over 110 green wood bowl blanks; Jon Spelbring, Steve Reynolds, and Rob Conaway for transporting equipment; and Cate Dolan for providing transportation for Ashley; and to all of you that participated. I have found the push cut to work well and it leaves a good finished surface – hope the workshop was of benefit to your turning skills also. We have a professional demonstrator coming for our July meeting – more on that to follow.



Our club has been a Chapter of the American Association of Woodturners (AAW) since we were organized in 1993 and I have been a member of the AAW for almost as many years as I have been turning. The organization provides support for its chapters and has a focus on educational opportunities. Their grant made it possible to purchase the 3 Comet lathes that we use for pre-meeting instruction and off site demonstrations. On April 1, 2017 (no fooling) the AAW will launch a new incentive for membership – local chapter members who have never been AAW members will have the opportunity to join the AAW for one year for just \$30, a 50% reduction on the \$60 rate. The special rate is available only from April 1 through June 30, 2017 and you must be a chapter member. The AAW is promoting this to support local chapters in developing the skills of new members (and existing members that have never joined the AAW) by making new tools available to facilitate learning – Woodturning FUNdamentals, Explore, Discover Woodturning Online,..... On April 1 you can join at this web link:



<http://www.woodturner.org/?page=NewGenMembership> For more information on the benefits of being an AAW member go to their web site: www.woodturner.org. Be sure to pay your dues at the March 26th meeting to qualify for the reduced AAW incentive.

Thanks for your help and support of our club. – **Charles Sapp**

Club News:



Membership • An [application](#) is available on the club web site. Dues are \$30 individual; \$40 family. Renewals do not require an application. Congratulations to Cecil Robertson, winner of the member-only drawing at our February meeting. We will have another member-only gift certificate drawing at the March 26th meeting for those paid prior to March 20th. Pay your dues to Walt and make sure that the contact information we have on file on the club web site is correct. A member directory is available on the club web site. — **Walt Ahlgrim**

Attendance/Treasurers Report • We have \$3269 in the bank. There were approximately 48 members/guests attending the February meeting.

Secretary • Please make sure you are filling in the card for the Show and Share. It helps me when I am translating notes and pictures from the meeting. I would also like to request every President's Challenge entrant give some additional information about their piece. This helps to ensure the most accurate information in the newsletter.

I would again like to offer my service to write-up demonstration outlines or documentation. Please call or email if you have any questions. — **Rob Conaway**

Member's Birthday • Congratulations to James Otto on his 90th birthday.

New Members • Join me in welcoming our new member:
Wayne Iehl from Collinsville, IL



In the News •

More Woodturning Magazine's — [Finishing Your Turnings](#)

[AAW Flick of the Week 1](#)

ReTurn to the Community Programs • New this year will be a section on Community Programs. As we progress through the year and the program(s) we are supporting change, information will be placed here. Each entry you submit to the community program qualifies you for the gift certificate drawing at the November meeting (please make sure Charlie Sapp gets your name for the bird houses and that Steve Reynolds gets your name for BOC boxes.)

- **Ornamental Birdhouses** — Our newest program is Ornamental Birdhouses to be distributed at local rest homes. Please make sure they are ornament sized. They can hang on a hook, from a stand or be free standing. We will be distributing them in April to Frontier Rehab in St. Charles, MO. Please bring yours to the March meeting. How to turn a Birdhouse: [Article 1](#), [Article 2](#) and [Article 3](#).



- **Beads of Courage Boxes** — We still need to make 45 more lidded boxes to meet the 2017 goals. Remember the beads are \$1.25 from Steve Reynolds at the meetings.


Silent Auction • No auction this month. If you have an item you would like to donate to the club, contact our President Charles Sapp. Donations are tax deductible.

Web site● If you have not signed on to the [club web site](#) but want to establish an account send your request to the President, Charles Sapp. Once your membership is verified, he will contact the web master and an account will be established for you with a temporary password. When you sign on for the first time you will be able to set your own password. If you would like to be featured on the home page, provide Jon Spelbring with 4 to 6 good quality pictures (640 x 480) of your turnings with the same background. You can also establish your own gallery! If you have any problems with web site operation, downloading, or general suggestions please contact the officers.

February President's Challenge ● Birdhouse

We will be continuing our new voting procedure. To be entered into the door prize drawing, during the break review the items on the challenge table; tear the tickets and write your selection on the back of the one marked "TICKET"; and place in the President's Challenge bowl. An additional door prize ticket will be given to everyone that provides a President's Challenge entry. If you have a President's Challenge Entry, be sure to look for your name on the door prize winners. The PC tickets are a different color and will have the entrant's name written on the ticket. You will not be matching a stub.

March President's Challenge ● Turn any item, provided it is made from a laminated or segmented blank.



AAW International Symposium ● The 31st Annual International Symposium will be in Kansas City, MO on June 22-25, 2017. (Note: our regular June WTSTL meeting will be the 18th to avoid a conflict with the symposium.) Registration information is available on the AAW site: <http://www.woodturner.org> . Information on volunteering at the symposium can be found on the AAW site at this [link](#).

Entries for the February President's Challenge - Birdhouse (sorry we did not get the names of all the entrants)



Charles Sapp





Dick Maes



Rich
Hinkebein



Calendar of Upcoming Events

Date	Pre-Meeting 11:30 am – 12:30 pm	Meeting 1:00 pm – 4:00 pm
March 26, 2017	Hands on Workshop – Spindle turning of a Honey Dipper – Bill Farny	Steve Reynolds – Twisted triangle box
April 23, 2017	Hands on Workshop – Project TBD. Check the website for updates.	Jon Spelbring – Turning and enhancing with Lichtenberg Fractal Burning


February Show and Share



Charles Sapp – Off Center Bottom Bowl, Sphere with Pyrographics, and plywood bowl



Jeff Nasser – Plywood Pen, Cocobolo Lidded Box and Barbell Rattles



Bob Goulding – Manzanita Root Ball - Lacquer



John Buehrer – Misc. Tool Handles
Maple, Osage Orange, Rosewood and Oak



Dave Ackmann – Bottle Stopper, Pens, Bracelets - Corian



Wayne Iehl – Goblet – Easter Red Cedar



Dick Maes – Maple Burl Plate



Bill Farny – Harwood demo Bowl – Cherry with Walnut oil, Textured top and base – Cherry & Maple



Unknown – Small bowls and Birdhouse – Oak & Sycamore

Coffee and Cookies● Complementary coffee is available at the meetings. Please put a donation in the box for cookies (minimum donation is a quarter for 2 cookies). Purchases are on the honor system.

Facebook Group ● Our club has a Facebook group that is a great way to post pictures of your work, provide tech tips, and share ideas. It is a closed group. When you go to the site: <https://www.facebook.com/groups/1157348070957128/?fref=nf> click on “Join” and your request will be processed by our Facebook administrator, Jason Hill.

Facebook site ● Check out the club Facebook page: <https://www.facebook.com/pages/Woodturners-of-St-Louis/292734664135601> and “Like” the page (click on the “Like” icon) to receive updates.



If you enjoy turning wood, making things on your lathe or want to learn more about woodturning then join the Woodturners of St. Louis. Learn and share ideas with like-minded Woodturners of St. Louis. Our chapter normally meets from 1:00pm to 4:00 pm on the fourth Sunday of every month at 8300 Valcore Avenue, St. Louis, MO <http://www.stlturners.com>

American Association of Woodturners● WTSTL is proud to be one of 350+ worldwide chapters of the American Association of Woodturners. We encourage you to join this fine organization. The AAW is dedicated to providing education, information, and organization to those interested in woodturning. You can join the AAW at their site: <http://woodturner.org/member/MemberLogOn.asp>.

Membership comes with access to on-line training information and includes a subscription to the *American Woodturner* magazine. Our club is a chapter of the AAW and we encourage all club members to join the AAW. They have been publishing a great series of on-line woodturning training articles for members that are worth the price of membership by themselves. They have also indexed all of the past AAW magazine articles so you can search and find help with most any issue you February have or ideas on your next project.

President:	Charles Sapp	636.928.0149	cwsapp@charter.net
Vice President:	Steve Reynolds	636.938.5366	stephen-reynolds@sbcglobal.net
Secretary:	Rob Conaway	314.378.2514	riconaway@yahoo.com
Treasurer:	Walt Ahlgrim	314.567.5268	stlwoodturner@sbcglobal.net
Newsletter:	Rob Conaway	314.378.2514	riconaway@yahoo.com
Librarian:	Rich Hinkebein	636.332.2396	kathryna1945@yahoo.com
Questions:	info@stlturners.org		