



WOODTURNERS OF ST. LOUIS

A Chapter of the American Association of Woodturners

stlturners.com


April 2017

Pre-Meeting Demo: Pyrography Tips and Techniques – Gen Kreyling

Gen began, as many of our presenters, with some quick safety basics. She then reviewed the burner unit and pens. She stressed 2 things required when doing anything in Pyrography. First is the surface prep. The surface needs to be as smooth as a baby's bottom. Second is the need to have motion before and after the section to be burned.



She uses Italian Popular for her burnings. It is similar to Basswood, but is less grainy. She also prefers to use lower heat and multiple passes when drawing. This is the way in which she does her classes, where she teaches people to draw a feather at first.



Gen tends to use only 2 tips for the majority of her drawings, the shader and the writing tips. The writing tips are like a pen. While the shader offers a wide, flatter tip for broad brush tips. The tips will require maintenance on a regular basis. Similar to carving tools, the tips should be cleaned using a leather strop and aluminum oxide. Never use sandpaper or a wire brush.



Meeting Demo: Lichtenberg Fractal Burning – Jon Spelbring

Special note for this demo. Due to the nature of this technique, all safety precautions should be taken when handling. Suggested safety precautions should include, but not limited to the following. The probes should use either alligator clips or insulated tips. A foot pedal should be used for turning the power on and off to the unit. Wear insulated rubber gloves. Once all of the safety items are taken into account and you have someone around while you are creating one of these fractals, it is time to have some fun.



To make the connection between the two probes, a conductive solution will need to be created and applied to the wood. The solution of water and baking soda is created in a ratio of 1 cup water to 1 teaspoon baking soda. This is then either lightly sprayed or using a damp sponge, wiped on the object. Place the probes a distance apart and turn on the power. Different grain and wood density will impact the patterns and speed with which it will create the pattern.



Next steps with creating patterns.

- Cleanup can be done with a high pressure air or a tooth brush and water. Just know that the tooth brush and water will require you to do follow up sanding.
- Try different wood types.
- Try moving one the probes to get a different path.

Good luck! And work safely.



Library News ● Our library is only open on Sunday at our club meetings and is open to all our paid members for checking out books, videos, and DVD's.

- Chainsaw Savvy by Neil Soderstrom – Book
- Dry Kiln Operator's Manual by Forest Service, USDA – Book
- Drying Eastern Hardwood Lumber by Forest Service, USDA – Book
- Shop Improvements from Fine Woodworking – Book
- The Complete Small Shop by August Home Publications – Book
- The Complete Guide to Wood Finishes, 2nd Edition by Mick Allen – Book
- Woodturning Traditional Folk Toys by Alan and Gill Bridgewater – Book

Sign and date the card and put it **BEHIND** the letter of your last name in the box. When you return material; make sure you put the card back in the item and make sure that the card goes with that item.

Our library is a great source of inspiration and knowledge. We typically have around 90 items checked out by members at each meeting. A complete listing content is on the [club web site](#). Please take advantage of this wonderful club benefit and return items in a timely manner. The large meeting space allows me to spread out the material so you can review and check it out. Please let me know if you have any suggestions to improve our library. All of the magazines have been moved into storage, due to space limitations, with the exception of American Woodturner. Magazines are available upon request. – **Rich Hinkebein**



President's Spin ● It has been a year since we used our AAW grant to purchase the three Nova Comets and start our pre-meeting hands on sessions to support our charter mission statement to "provide education and information to those who are interested in woodturning". Thanks to Bill Farny for leading those sessions and sharing his experience and knowledge with our members. What is very encouraging is for our new members to turn with Bill and then take on new challenges of their own.

The mentoring program offers several challenges. The first is to find mentors to help all of those that want help; second is to find a pairing that is reasonably close in distance; and third is to find a time available for both mentor and mentee. As an alternative consider this and let me know your thoughts – in addition to the members turning a project on the Comets, an experienced member would be set up on the Powermatic or Stubby to answer more specific technique questions. Members would bring in their project, tools and safety equipment if they wanted to turn while being coached. Let me know if you would like to have this available and if you would be available to coach.

Congratulations to Rich Hinkebein on his winning egg theme entry for the April President's Challenge. The May challenge is to turn a bowl – any size, style, embellishment, etc. After the competition if you would like to donate it to the AAW Empty Bowls project just let me know and it will be delivered to the symposium. All skill levels are encouraged to participate. Your work not only gives you satisfaction, it can be an inspiration to other members (and entrants get an extra ticket for door prizes – look for your name written on those tickets).

Last meeting, I reported that the Segmented Woodturners Chapter will be holding their bi-annual symposium in St. Louis during Oct 2018. I have just been contacted about another show that is coming to St. Louis June 29-July 1, 2018 – [Pen turners](#). They will be meeting at the Sheraton Westport. We may be asked to do pen turning demonstrations or provide the opportunity for visitors to turn pens at the symposium. We may also want to consider renting a booth. More information to follow!




Thanks to Jon Spelbring and Gen Kreyling for the wood burning demonstrations at our April meeting. They provided us with lots of helpful tips on burning and handling the Lichtenberg Fractal high voltage equipment.

Time fly's when you are having fun – how true. And my time in office has flown. Your support in providing interesting demonstrations and participating in community programs has been most appreciated. My term and those of all the officers will be up for election at the November meeting. The Board is to present a slate of candidates at the Oct meeting. If you are interested in serving on the Board as Sec/NL Editor, Treasurer, VP, or President, please let me know.

Earlier this year I submitted my letter of intent to run for the AAW's Board of Directors. I have been notified that I will be one of the six candidates vying for three slots on the Board. The candidates will be introduced at the AAW symposium in KC; candidate statements will be in the upcoming issues of the American Woodturner magazine; and voting will be from August thru October 20th. I would appreciate your consideration and vote for the position. Please let me know if you have any questions or issues you would like to discuss.

Thanks for your help and support of our club. – **Charles Sapp**

Club News:



Membership • An [application](#) is available on the club web site. Dues are \$30 individual; \$40 family. Renewals do not require an application. Simply pay your dues to Walt and make sure that the contact information we have on file on the club web site is correct. Some of our vendors compare to our club roster which we update and provide in the spring. So be sure your membership dues are paid for 2017 to be included on the list. – **Walt Ahlgrim**

Attendance/Treasurers Report • We have \$3269 in the bank. There were approximately 45 members/guests attending the April meeting.

Secretary • Please make sure you are filling in the card for the Show and Share. It helps me when I am translating notes and pictures from the meeting. I would also like to request every President's Challenge entrant give some additional information about their piece. This helps to ensure the most accurate information in the newsletter.


I would again like to offer my service to write-up demonstration outlines or documentation. Please call or email if you have any questions. – **Rob Conaway**

In the News ●

More Woodturning Magazine's – [Inside Out Turning](#)

Turning Saturday 2017 – Hosted by Lincoln Land Woodturners on October 21, 2017. The event begins with registration between 8:00-8:45 AM, followed by a mini symposium until 4:00 PM. The cost is \$20 per person or \$25 for families in the same household. Registration is limited to 70 people. Click here for a [registration form](#) and [more information on the event](#).

ReTurn to the Community Bird House Ornaments ● Thanks for your support of the bird house ornament program. You turned 31 ornaments that were given to residents of the Frontier Rehabilitation and other homes in St. Charles.



ReTurn to the Community: Empty bowls ● Bring your bowls (or any turned item) to the April/May/June meetings for donation to the AAW symposium fund raiser which benefits Variety, the Children's Charity of KC.

AAW 31st International Symposium● The [AAW's 31st International Symposium](#) will be in Kansas City, MO on June 22nd – 25th. (Note that our June club meeting will be on the 18th so as not to conflict with the symposium.)

AAW 50% Dues Incentive for Chapter Members● Membership in our club and the AAW are what we consider to be a "total experience" – an opportunity to learn to turn, boost your learning curve, expand your skills, and have FUN. The 50% AAW discount for chapter members that have never been AAW members is a limited time offer until June 30, 2017. Use the special portal at: <http://www.tiny.cc/AAWNewGen> to sign up or call them at 877.595.9094 during the week. (Note that this offer is for current and new chapter members; the only requirement is that you have never been an AAW member in the past.)

Show and Tell ● Turners of all skill levels are encouraged to bring their work to the meeting for sharing with other turners. Your work can be an inspiration to others.

Silent Auction ● No auction this month. If you have an item you would like to donate to the club, contact our President Charles Sapp. Donations are tax deductible.

Web site● If you have not signed on to the [club web site](#) but want to establish an account send your request to the President, Charles Sapp. Once your membership is verified, he will contact the web master and an account will be established for you with a temporary password. When you sign on for the first time you will be able to set your own password. If you would like to be featured on the home page, provide Jon Spelbring with 4 to 6 good quality pictures (640 x 480) of your turnings with the same background. You can also establish your own gallery! If you have any problems with web site operation, downloading, or general suggestions please contact the officers.

Educational Opportunity Grant● Sorry to report that our application for further improvements to our audio visual system was not among those able to be funded by the AAW committee. The funds available are tied directly to the amount raised at the symposium auctions. We can help by being donors and bidders at the annual EOG auctions.

President's Challenge ● We will be continuing our new voting procedure. During the break, review the items on the challenge table. Tear the tickets and write your selection on the back of the one marked "TICKET". Place in the President's Challenge bowl. In addition to the winner selected by the members, an additional door prize ticket will be given to everyone that provides a President's Challenge entry. If you have a President's Challenge Entry, be sure to look for your name on the door prize winners. The PC tickets are a different color and will have the winner's name written on the ticket. You will not need the matching stub.

April President's Challenge • Egg Shaped Turning

Entries for the April President's Challenges Egg Project



Jon Spelbring



Jeff Nasser



Rich
Hinkebein
1st Place



Charlie Sapp




Laura Spelbring



John Buehrer



Mike Pieri



Tom Brock



Dick Maes



May President's Challenge • Turn a bowl – any size, shape, design. After the competition, please consider donating the bowl for the AAW Empty Bowls project at the Symposium in Kansas City.

Calendar of Upcoming Events

Date	Pre-Meeting 11:30 am – 12:30 pm	Meeting 1:00 pm – 4:00 pm
May 21, 2017 (Note 1 week early)	Hands on Workshop – Turning a carving mallet. See the NL article below for equipment to bring if you would like to participate.	Inside out turning with Tom Brock
June 18, 2017 (Note 1 week early)	Hands on Workshop – Project TBD. Check the website for updates.	Square bowl with Dave Endres

May Pre-Meeting Hands On Turning • The pre-meeting hands-on will be a carver's mallet based on Janet A. Collins's article in the Feb. 2017 AAW magazine. If you would like to participate, bring the following tools. Wood will be provided. – **Bill Farny**

- 3/4" roughing gouge
- 1/8" parting tool
- 3/8" or 1/2" spindle gouge
- 6" or longer rule
- Outside spring calipers
- Face shield
- Safety glasses
- Dusk mask

April Show and Share



Charles Yonk – 1st attempt at burning, Bi-lateral skew (ha-ha)
and Hollowing tool



Violet Oman – Maple Box



John Hoeing – Pedestal Box Series – Walnut, Elm and Oak



Jon Spelbring – Birch Vessel & Maple Egg



Charlie Sapp – Chicken or the Egg? - Basswood



Jeff Nasser – Tulip Wood, Ebony & Pink Ivory & Plywood



Tom Zeller – Walnut & Cracked Pecan Bowl, Tops & Seam Ripper



Michael Blankenship – Cherry & maple hollow vessel



Tom Brock – Walnut Box and Maple Box



Jeff Horning – Maple platters embellished in southwest themes



Dave Ackmann – Egg Chuck and Corian Egg Failure

Coffee and Cookies● Complementary coffee is available at the meetings. The price for cookies is posted. Purchases are on the honor system.

Facebook Group ● Our club has a Facebook group that is a great way to post pictures of your work, provide tech tips, and share ideas. It is a closed group. When you go to the site: <https://www.facebook.com/groups/1157348070957128/?fref=nf> click on “Join” and your request will be processed by our Facebook administrator, Jason Hill.

Facebook site ● Check out the club Facebook page: <https://www.facebook.com/pages/Woodturners-of-St-Louis/292734664135601> and “Like” the page (click on the “Like” icon) to receive updates.



If you enjoy turning wood, making things on your lathe or want to learn more about woodturning then join the Woodturners of St. Louis. Learn and share ideas with like-minded Woodturners of St. Louis. Our chapter normally meets from 1:00pm to 4:00 pm on the fourth Sunday of every month at 8300 Valcore Avenue, St. Louis, MO <http://www.stlturners.com>

American Association of Woodturners● WTSTL is proud to be one of 350+ worldwide chapters of the American Association of Woodturners. We encourage you to join this fine organization. The AAW is dedicated to providing education, information, and organization to those interested in woodturning. You can join the AAW at their site: <http://woodturner.org/member/MemberLogOn.asp>.

Membership comes with access to on-line training information and includes a subscription to the *American Woodturner* magazine. Our club is a chapter of the AAW and we encourage all club members to join the AAW. They have been publishing a great series of on-line woodturning training articles for members that are worth the price of membership by themselves. They have also indexed all of the past AAW magazine articles so you can search and find help with most any issue you have or ideas on your next project.

President:	Charles Sapp	636.928.0149	cwsapp@charter.net
Vice President:	Steve Reynolds	636.938.5366	stephen-reynolds@sbcglobal.net
Secretary:	Rob Conaway	314.378.2514	riconaway@yahoo.com
Treasurer:	Walt Ahlgrim	314.567.5268	stlwoodturner@sbcglobal.net
Newsletter:	Rob Conaway	314.378.2514	riconaway@yahoo.com
Librarian:	Rich Hinkebein	636.332.2396	kathryna1945@yahoo.com
Questions:	info@stlturners.org		