



# WOODTURNERS OF ST. LOUIS

A Chapter of the American Association of Woodturners

stlturners.com  
May 2017

## Pre-Meeting Demo: Wood Mallet – Bill Farny


This month's hands-on demo was based on the article by Janet A. Collins. A glued up turning blank, per the American Woodturner article (referenced below) was provided by Bill. Mount the blank and bring into round. The mallet head end would be approximately 3" and the handle should be about 1 1/2" in diameter. Mark a 1" line from each end of the rough turned mallet. Utilizing the 1/8" parting tool, cut a 1" tenon on each end of the mallet (using a spring caliper to gauge your work).



Measuring from the headstock end of the mallet, mark around the mallet at 4 1/4". Using the spring caliper, measure around close to the headstock. Reduce by 1/8" and cut a groove to the right of the 4 1/4" line. Taper the mallet head from headstock end, down to the 4 1/4" line. Use a sanding block and 80 grit sandpaper, level the mallet head flat.



Measure from the headstock 4 1/2" and place a line. Roll a bead from this line into a transition to the handle. Do not try to complete the transition. Mark lines, from the tailstock, at 1/2" and 3 1/2". Roll a bead with the 1/2" mark at the center. Then create a gentle bead for the handle and complete the transition. Sand the entire mallet to 220 grit. Lastly, reduce both of the tenons to a comfortable diameter, saw them off and finish.





[AAW Mallet Article](#)


[Bill Farny Overview of Steps](#)

## Meeting Demo: Inside Out Turning – Tom Brock

Tom began his demonstration with some basics on the blanks required for inside out turning. Four equal pieces of  $\sim 3/4$ -1" square, with a length about 7-8". This would be dependent upon the design. Use a thick rubber band (like the ones used for vegetables) for hold together the 4 pieces. Label each of the pieces one through four. Mount the block on the lathe and turn a tenon. Remove from the lathe and re-mount in a chuck.



Create a template for the cuts to be made for the inside out turning. Remember this should be a mirror image of what it will look like when flipped inside out. Mark the blank in the center for the width required of the section to be brought into round. Bring the section into round down to the desired size. Utilizing the template created, mark places for beads, coves and the cuts required.



Continue to turn the shape, being mindful to check against template often. Utilizing finish cuts to do some final cleanup, while continuing to matching against the template. Sand this to 220 grit. Next, unmount piece, remove the rubber band and glue up. Make sure to keep the numbers in order. When gluing up the piece, keep glue away from the top and bottom of the piece. This will ensure there is no glue out into the inside of the piece. Once the glue is completely dry, turn the bell. Be careful of the thinner sections. Once you have turned this to the expected outside, sand to 220 grit and finish.



**Library News** ● Our library is only open on Sunday at our club meetings and is open to all our paid members for checking out books, videos, and DVD's.

- No new items for this month

Sign and date the card and put it **BEHIND** the letter of your last name in the box. When you return material; make sure you put the card back in the item and make sure that the card goes with that item.

Our library is a great source of inspiration and knowledge. We typically have around 90 items checked out by members at each meeting. A complete listing content is on the [club web site](#). Please take advantage of this wonderful club benefit and return items in a timely manner. The large meeting space allows me to spread out the material so you can review and check it out. Please let me know if you have any suggestions to improve our library. All of the magazines have been moved into storage, due to space limitations, with the exception of American Woodturner. Magazines are available upon request. – **Rich Hinkebein**




**President's Spin** ● It is rewarding to see all the Nova Comets filled for the pre-meeting hands on session. The session is a learning opportunity for both those turning and those observing. Thanks to Bill Farry for leading the sessions and other members that have been assisting with the training. If you have a specific turning issue that you would like assistance with, let me know prior to the meeting and we'll work on having a member available to mentor – hands on or just a discussion.

Congratulations to Tom Zeller on the winning bowl entry for the May President's Challenge. And thanks to those that donated their entry to the AAW Empty Bowls project. We will continue to collect bowl donations (or other turned items) at the June meeting to take to KC for the symposium. Beads of Courage boxes are also being collected for donation at the symposium.

Thanks to Tom Brock for his demonstration on inside-out turning at the May meeting. I hope that you will give it a try for the June President's Challenge. I just finished my turning and I have a greater appreciation for this technique. It is a challenge getting your mind to think in the inverse, getting the pattern to align, and to do the final shaping. But that is the purpose of the Challenge – turn an item that is out of your normal realm and develop new skills. Give it a try. All skill levels are encouraged to participate. Your work not only gives you satisfaction, it can be an inspiration to other members (and entrants get an extra ticket for door prizes – look for your name written on those tickets).

Club member Ernie Guhl is tops or should I say Mr. Tops. Ernie is known for turning tops from tree branches and giving them to kids (of all ages) when he goes out for breakfast or at events. I have been honored to receive the 8000<sup>th</sup> top turned by Ernie (he numbers each one). Not only is it special for the sequence number, but Ernie did a laminated glue-up to make it unique. He has now turned over 8300 tops – what a great way to promote woodturning and to bring happiness to a lot of people! Thank you Ernie.



I hope you can attend the AAW symposium in KC on June 22<sup>nd</sup> – 25<sup>th</sup>. In addition to all of the demonstration sessions it will be an opportunity to learn more about setting up an audio/visual system and to meet the Segmented Woodturning members that will host their symposium in St. Louis Oct 2018 and make plans to

assist them. It will also be the kick off for the AAW introduction of candidates running for their Board of Directors of which I am a candidate. I hope that you had an opportunity to read all the resumes in the June issue of American Woodturner. Voting will be from August thru October 20<sup>th</sup>. I would appreciate your consideration and vote for the position. Please let me know if you have any questions or issues you would like to discuss.

Thanks for your help and support of our club. – **Charles Sapp**

## **Club News:**



**Membership** ● An [application](#) is available on the club web site. Dues are \$30 individual; \$40 family. Renewals do not require an application. Simply pay your dues to Walt and make sure that the contact information we have on file on the club web site is correct. Some of our vendors compare to our club roster which we update periodically. So be sure your membership dues are paid for 2017 to be included on the list. – **Walt Ahlgrim**

**Attendance/Treasurers Report** ● We have \$3269 in the bank. There were approximately 40 members/guests attending the May meeting.

**Secretary** ● Please make sure you are filling in the card for the Show and Share. It helps me when I am translating notes and pictures from the meeting. I would also like to request every President's Challenge entrant give some additional information about their piece. This helps to ensure the most accurate information in the newsletter. I would again like to offer my service to write-up demonstration outlines or documentation. Please call or email if you have any questions. – **Rob Conaway**

## **In the News** ●

More Woodturning Magazine's – [Finding Wood](#)

AAW policy change on Fractal Burning as of May 17, 2017 – [Policy on Fractal Burning](#)

[Turning Saturday 2017](#) – Hosted by Lincoln Land Woodturners on October 21. The event begins with registration between 8:00-8:45 AM, followed by a mini symposium until 4:00 PM. The cost is \$20 per person or \$25 for families in the same household. Registration is limited to 70 people. Click [here for an application](#).

**Show and Tell** ● Turners of all skill levels are encouraged to bring their work to the meeting for sharing with other turners. Your work can be an inspiration to others.

**ReTurn to the Community: Empty bowls** ● Bring your bowls (or any turned item) to the June meeting for donation to the AAW symposium fund raiser which benefits Variety, the Children's Charity of KC.

**AAW 31<sup>st</sup> International Symposium** ● The [AAW's 31<sup>st</sup> International Symposium](#) will be in Kansas City, MO on June 22<sup>nd</sup> – 25<sup>th</sup>. (Note that our June club meeting will be on the 18<sup>th</sup> so as not to conflict with the symposium.)

**AAW 50% Dues Incentive for Chapter Members** • Membership in our club and the AAW are what we consider to be a “total experience” – an opportunity to learn to turn, boost your learning curve, expand your skills, and have FUN. The 50% AAW discount for chapter members that have never been AAW members is a limited time offer until June 30, 2017. Use the special portal at: <http://www.tiny.cc/AAWNewGen> to sign up or call them at 877.595.9094 during the week. (Note that this offer is for current and new chapter members; the only requirement is that you have never been an AAW member in the past.)

**Silent Auction** • No auction this month. If you have an item you would like to donate to the club, contact our President Charles Sapp. Donations are tax deductible.

**Web site** • If you have not signed on to the [club web site](#) but want to establish an account send your request to the President, Charles Sapp. Once your membership is verified, he will contact the web master and an account will be established for you with a temporary password. When you sign on for the first time you will be able to set your own password. If you would like to be featured on the home page, provide Jon Spelbring with 4 to 6 good quality pictures (640 x 480) of your turnings with the same background. You can also establish your own gallery! If you have any problems with web site operation, downloading, or general suggestions please contact the officers.

**President’s Challenge** • We will be continuing our new voting procedure. During the break, review the items on the challenge table. Tear the tickets and write your selection on the back of the one marked “TICKET”. Place in the President’s Challenge bowl. In addition to the winner selected by the members, an additional door prize ticket will be given to everyone that provides a President’s Challenge entry. If you have a President’s Challenge Entry, be sure to look for your name on the door prize winners. The PC tickets are a different color and will have the winner’s name written on the ticket. You will not need the matching stub.

May President's Challenge • Turn a Bowl

Entries for the May President's Challenges  
Turn a Bowl



Tom Zeller  
**1<sup>st</sup> Place**



Bill Farny



Rich  
Hinkebein




Charlie Sapp



John Hoeing



John Buehrer



Tom Brock



Steve  
Reynolds



Dick Maes



# Calendar of Upcoming Events

Date	Pre-Meeting 11:30 am – 12:30 pm	Meeting 1:00 pm – 4:00 pm
June 18, 2017	Hands on Workshop – Project Spurtle with Bill Farny. See tool list below.	Dave Endres – Turning a Square Bowl
July 23, 2017	Hands on Workshop – Project TBD. Check the website for updates.	TBD


**June Pre-Meeting Hands On Turning** • The pre-meeting hands-on will be creating a Spurtle (Scottish word for a round stirrer). Wood will be provided. Participants should bring the following tools:

- 3/4" roughing gouge
- 3/8" spindle gouge
- 1/8" parting tool
- Face shield/Safety glasses
- Dusk mask

## May Show and Share



Charles Sapp – Walnut beaded bowl. Finished with poly, oil and Beal



Carl Primeaux – Sinker Cypress finished with wipe on poly



Tom Zeller – Box Elder bowl finished with wipe on poly.  
Custom made seam ripper handles

John Buehrer – Holly bowl with salad bowl finish



Tom Brock – Maple captive ring

**Coffee and Cookies** ● Complementary coffee is available at the meetings. The price for cookies is posted. Purchases are on the honor system.

**Facebook Group** ● Our club has a Facebook group that is a great way to post pictures of your work, provide tech tips, and share ideas. It is a closed group. When you go to the site: <https://www.facebook.com/groups/1157348070957128/?fref=nf> click on “Join” and your request will be processed by our Facebook administrator, Jason Hill.



**Facebook site** • Check out the club Facebook page:

<https://www.facebook.com/pages/Woodturners-of-St-Louis/292734664135601> and “Like” the page (click on the “Like” icon) to receive updates.



If you enjoy turning wood, making things on your lathe or want to learn more about woodturning then join the Woodturners of St. Louis. Learn and share ideas with like-minded Woodturners of St. Louis. Our chapter normally meets from 1:00pm to 4:00 pm on the fourth Sunday of every month at 8300 Valcore Avenue, St. Louis, MO <http://www.stlturners.com>

**American Association of Woodturners** • WTSTL is proud to be one of 350+ worldwide chapters of the American Association of Woodturners. We encourage you to join this fine organization. The AAW is dedicated to providing education, information, and organization to those interested in woodturning. You can join the AAW at their site: <http://woodturner.org/member/MemberLogOn.asp>.

Membership comes with access to on-line training information and includes a subscription to the *American Woodturner* magazine. Our club is a chapter of the AAW and we encourage all club members to join the AAW. They have been publishing a great series of on-line woodturning training articles for members that are worth the price of membership by themselves. They have also indexed all of the past AAW magazine articles so you can search and find help with most any issue you May have or ideas on your next project.

President:	Charles Sapp	636.928.0149	<a href="mailto:cwsapp@charter.net">cwsapp@charter.net</a>
Vice President:	Steve Reynolds	636.938.5366	<a href="mailto:stephen-reynolds@sbcglobal.net">stephen-reynolds@sbcglobal.net</a>
Secretary:	Rob Conaway	314.378.2514	<a href="mailto:riconaway@yahoo.com">riconaway@yahoo.com</a>
Treasurer:	Walt Ahlgrim	314.567.5268	<a href="mailto:stlwoodturner@sbcglobal.net">stlwoodturner@sbcglobal.net</a>
Newsletter:	Rob Conaway	314.378.2514	<a href="mailto:riconaway@yahoo.com">riconaway@yahoo.com</a>
Librarian:	Rich Hinkebein	636.332.2396	<a href="mailto:kathryna1945@yahoo.com">kathryna1945@yahoo.com</a>
Questions:	<a href="mailto:info@stlturners.org">info@stlturners.org</a>		