

WOODTURNERS OF ST. LOUIS

stlturners.com
August 2017

A Chapter of the American Association of Woodturners

Pre-Meeting Demo: Anything goes – Bill Farny

This month we worked with anything people brought in or wanted to learn. All three lathes spun for the full time as we had turners of all ages for their first time on the lathe. As well as looking for some additional coaching and mentoring on the finer points.



The basics of anchor, bevel, and cut were being reviewed with all of the turners. We had one person make a top (or maybe several). He had a trusty sidekick helping. Another group was learning the basics of spindle work. On the last lathe there was work on a natural edge bowl.




Meeting Demo: Turning a Clock – John Hoeing

John has taken the making of a clock on the lathe to the next level. He has adapted the clock building from Steve Jones of Solihull, England. You will need the materials listed below to start the project. All 4 pieces are cut with 3/8" tenons and holes. Start with the base in Cole jaws. Cut a recess tenon into the piece to be held by normal chuck. Finish the bottom and mount in the chuck. Profile the base as desired, sand and finish the base. Drill a 3/8" hole in the center, before moving on to the next piece.



Start with 100mm jaws and drill a hole with a 2 5/8" Forstner bit (or the size required for your clock kit insert). This will give the perfect size for a 2 3/4" clock face. Test fit the clock, before moving to contour and finish the front of the clock. Sand and finish the front of the face. Next flip the face around and mount into a 50 mm chuck. Finish up the back and sides. John used a technique for drilling the top and bottom 3/8" holes for the spindle and finial.

Turning the spindle is up to personal preference. Try to keep it symmetrical or following a pattern. Do the same with the finial. The picture below is of a 3/8" open ended wrench. The bottom is ground to a cutting edge. This is used to make all tenons. Creating all of the tenons and holes utilizing this method, will allow for you mix & match clock pieces.



Materials


Base – 6-7" diameter x 1.5"

Clock Face – 4-5" diameter x 1.5"

Spindle – 6"x1.5"x1.5"

Finial – 3-4"x1.5"x1.5"

This can all be obtained from a single 1.5" piece which is 11-12" x 8-9"





Library News ● Our library is only open on Sunday at our club meetings and is open to all our paid members for checking out books, videos, and DVD's.

● There are no new items this month. However, we have spent over \$100 in the last two months replacing items not returned. Please ensure you are returning items promptly.

Sign and date the card and put it **BEHIND** the letter of your last name in the box. When you return material; make sure you put the card back in the item and make sure that the card goes with that item.

Our library is a great source of inspiration and knowledge. We typically have around 90 items checked out by members at each meeting. A complete listing content is on the [club web site](#). Please take advantage of this wonderful club benefit and return items in a timely manner. The large meeting space allows me to spread out the material so you can review and check it out. Please let me know if you have any suggestions to improve our library. All of the magazines have been moved into storage, due to space limitations, with the exception of American Woodturner. Magazines are available upon request. – **Rich Hinkebein**



President's Spin ● On behalf of the club we extend our thoughts and prayers for the family of Binh Pho. Binh started his woodturning career with the WTSTL and used it as a basis for his artistic work with glass. He will be missed.

Congratulations to Laura Spelbring for the winning entry to the August President's Challenge to turn an item related to summer. The September Challenge is to participate in the collaborative turning at our picnic on Sept 24th. Wood and lathes will be provided; bring your tools and face shield.

Regrettably the Girl Scouts had to cancel our pen turning at their October event. Their enrollment was down and the center wanted \$750 for use of the electricity in a room; so they had to scratch it. They are interested in having us turn with them next year when they meet at one of their permanent sites and the electricity is billed by the kilowatt. Thanks to all of you that signed up, the Show Me Turners, and the Lincoln Land Turners for volunteering to help with the event.

Thanks to the members that have come forward to fill the officer slate for 2018. We do have volunteers to fill all the board positions. However, if you are interested in serving, please get with me as nominations are still be accepted/encouraged. The slate will be presented at the October meeting and the election held at the November meeting. Nominations from the floor will also be accepted.


If you have items for the Steelville Arts Council exhibition and sale (Oct 7-29), wrap them up and bring them to the picnic. One of the Council representatives will pick them up, take them to Steelville, and return them to you if they do not sell. Items can also be displayed as "not for sale". [More information is available on our web site.](#)

I thank all of you that supported my candidacy for the AAW Board of Directors. Disappointingly the Board felt that a third party email which indicated support for my candidacy and my "I appreciate your consideration and vote for the position" statements in the President's Spin in the club newsletter were campaigning for the position and removed my name. The Board has a handbook (not available to members unless requested) that states "no campaigning" by a candidate. Although **all** of the candidates used phrases like "appreciate your vote" and "I am asking for your continued support and your vote" in the AAW magazine those same phrases

when used in the newsletter and a third party email suddenly became campaign requests. I have monitored two of the recent AAW board meetings. In neither one was I allowed to speak. The Board seems to have a place in our system where authority can be abused with virtual impunity. Due process was not followed during my review and ethical inquiries have been submitted to the AAW Ethics Committee. If you would like a biased, but accurate review of the matter, just ask me.

The Board's actions have left distaste in my mouth. However, the AAW is a good organization in spite of the way the Board operates. As one of my wise friends told me "...turn and be happy, make friends, and good memories." That's my hope for all of us woodturners. – **Charles Sapp**

Club News:



Membership ● An [application](#) is available on the club web site. Dues are \$30 individual; \$40 family. Renewals do not require an application. Pay your dues to Walt and make sure that the contact information we have on file on the club web site is correct. Some of our vendors compare order names to our club roster which we update periodically. So be sure your membership dues are paid for to be included on the list. – **Walt Ahlgrim**

Attendance/Treasurers Report ● We have \$2864 in the bank. There were approximately 45 members/guests attending the August meeting.

Secretary ● Please make sure you are filling in the card for the Show and Share. It helps me when I am translating notes and pictures from the meeting. I would also like to request every President's Challenge entrant give some additional information about their piece. This helps to ensure the most accurate information in the newsletter. I would again like to offer my service to write-up demonstration outlines or documentation. Please call or email if you have any questions.

I will not be able to attend the next two meetings due to commitments at work. Assistance with pictures and meeting notes would help in getting the News Letter out. . – **Rob Conaway**

In the News ●

More Woodturning Magazine's – [Making a Spinner Top](#)

[Steelville Arts Council - Into the Woods II](#)

[Art St. Louis XXXIII, The Exhibition](#)

[AAW - Woodturning FUNdamentals Online Resource](#)

Turning Saturday with Lincoln Land Turners Oct 21 ● Hosted by Lincoln Land Woodturners on October 21. The event begins with [registration](#) between 8:00-8:45 AM, followed by a mini symposium until 4:00 PM. The cost is \$20 per person or \$25 for families in the same household. Registration is limited to 70 people.

Turning Saturday with Show Me Turners Oct 14 • All day turning at Paul Krautmann's farm and members from other clubs are invited. Lathes will be available; bring a project to turn. Starts about 9am and wraps up around 3pm unless more time is needed. If you plan to attend, contact them before the event. Details and a map are on our web site: [Show Me Turning Saturday](#).

Show and Tell • Turners of all skill levels are encouraged to bring their work to the meeting for sharing with other turners. Your work can be an inspiration to others.

ReTurn to the Community: Pens for the Troops • We are again [turning pens for the troops](#) to show our appreciation to the men and women in the armed services. This is an annual event for Woodcraft and they have donated thousands of pen kits over the years. Woodcraft provides the slim line pen kits, individuals provide the blanks, turn the pens, and return them for distribution around Veteran's Day. We will have the kits available at the meeting (\$3 deposit which is returned to you when you return a completed pen). Note – the Woodcraft store is now under new management.

Annual Picnic • September 24 is the date for our club picnic. It will be at Spencer Creek Park, 200 Sutters Mill Road, St. Peters. A map to the picnic can be found at: <http://goo.gl/maps/p8rWT>. Bring a side dish to share. Plan to arrive around noon and lunch will start around 12:30 pm. The club will be providing paper products, utensils, coffee, buns, and the meat. You are responsible for your drinks if you want something other than coffee. We have a shelter reserved so please come rain or shine!



In addition to the great food, we will have the creative event where everyone can assemble “whatever” from scrap wood pieces using hot glue and imagination; a swap and sell table where you can trade or sell wood, tools, finishes,; and a collaboration turning, by teams of members (and their guests if they want to participate).

Silent Auction • No auction this month. If you have an item you would like to donate to the club, contact our President Charles Sapp. Donations are tax deductible.

Web site • If you have not signed on to the [club web site](#) but want to establish an account send your request to the President, Charles Sapp. Once your membership is verified, he will contact the web master and an account will be established for you with a temporary password. When you sign on for the first time you will be able to set your own password. If you would like to be featured on the home page, provide Jon Spelbring with 4 to 6 good quality pictures (640 x 480) of your turnings with the same background. You can also establish your own gallery! If you have any problems with web site operation, downloading, or general suggestions please contact the officers.

President's Challenge • We will be continuing our new voting procedure. During the break, review the items on the challenge table. Tear the tickets and write your selection on the back of the one marked “TICKET”. Place in the President's Challenge bowl. In addition to the winner selected by the members, an additional door prize ticket will be given to everyone that provides a President's Challenge entry. If you have a President's Challenge Entry, be sure to look for your name on the door prize winners. The PC tickets are a different color and will have the winner's name written on the ticket. You will not need the matching stub.

Entries for the August President's Challenges Summer Turning



Charlie Sapp



Wayne lehl



Laura
Spelbring
1st Place



Rich
Hinkbein




Calendar of Upcoming Events

Date	Pre-Meeting 11:30 am – 12:30 pm	Meeting 1:00 pm – 4:00 pm
September 24, 2017	Annual Picnic	
October 22, 2017	Hands on Workshop – Project TBD. Check the website for updates.	TBD

Coffee and Cookies • Complementary coffee is available at the meetings. The price for cookies is posted. Purchases are on the honor system.

Facebook Group • Our club has a Facebook group that is a great way to post pictures of your work, provide tech tips, and share ideas. It is a closed group. When you go to the site: <https://www.facebook.com/groups/1157348070957128/?fref=nf> click on "Join" and your request will be processed by our Facebook administrator, Jason Hill.

August Show and Share



Bob Goulding – Black walnut cone box, Maple lidded box, Cherry closed form bowl and Cherry Southwestern bowl. All finished in Lacquer

Wayne Iehl – Natural edge cherry bowl finished with lacquer. Cedar lidded goblet finished with lacquer



John Hoeing – Various clocks

Alex Nadler – Elm lidded pagoda finished with lacquer. Cherry, Holly and ebony lidded bowl finished with lacquer. Cherry & Maple lidded bowl finished with lacquer.



Robert Conaway – Cherry & Birch captive ring rattles and Sycamore bowl



Terry Akins – Walnut lidded bowl finished with teak oil and polyurethane. 2"x4" lidded bowl finished with polyurethane

Facebook site • Check out the club Facebook page:

<https://www.facebook.com/pages/Woodturners-of-St-Louis/292734664135601> and “Like” the page (click on the “Like” icon) to receive updates.



If you enjoy turning wood, making things on your lathe or want to learn more about woodturning then join the Woodturners of St. Louis. Learn and share ideas with like-minded Woodturners of St. Louis. Our chapter normally meets from 1:00pm to 4:00 pm on the fourth Sunday of every month at 8300 Valcour Avenue, Affton, MO <http://www.stlturners.com>

American Association of Woodturners • WTSTL is one of 350+ worldwide chapters of the American Association of Woodturners. We encourage you to join this organization. The AAW is dedicated to providing education, information, and organization to those interested in woodturning. You can join the AAW at their site: <http://woodturner.org/member/MemberLogOn.asp>.

Membership comes with access to on-line training information and includes a subscription to the *American Woodturner* magazine. Our club is a chapter of the AAW and we encourage all club members to join the AAW. They have been publishing a great series of on-line woodturning training articles for members that are worth the price of membership by themselves. They have also indexed all of the past AAW magazine articles so you can search and find help with most any issue you August have or ideas on your next project.

President: Charles Sapp 636.928.0149
rjconaway@yahoo.com

Treasurer: Walt Ahlgrim 314.567.5268

Vice President: Steve Reynolds 636.938.5366

Secretary: Rob Conaway 314.378.2514

Newsletter: Rob Conaway 314.378.2514

Librarian: Rich Hinkebein 636.332.2396

Questions: info@stlturners.org

cwsapp@charter.net

stephen-reynolds@sbcglobal.net

stlwoodturner@sbcglobal.net

rjconaway@yahoo.com

kathryna1945@yahoo.com