

WOODTURNERS OF ST. LOUIS


A Chapter of the American Association of Woodturners

stlturners.com
October 2017

October Demonstration: Spatula - Bob Goulding

This spatula makes a great stocking gift, at Christmas, for anyone who cooks.

Once your favorite cook uses this spatula, she will never use a wooden spoon or plastic spatula again. Start with a block of wood or a straight branch, about 12-13" long and at least 2"x2". Mount it between centers and rough it into a cylinder. Turn a tendon on the end and mount it in a chuck. Turn the piece into a "club", about 2" in diameter at the chuck end, with a nice handle about 5-6" long and $\frac{3}{4}$ " to 1" in diameter. They should "flow" smoothly from handle to blade with a shaft about $\frac{1}{2}$ " in diameter. It's nice to add a bolster between them, on the shaft, and a cap on the butt end of the handle. With a cutoff tool, separate the butt end of the handle from the tailstock. Finish sand the handle, bolster and shaft while on the lathe.



With a cutoff tool, separate the piece from the chuck. Use the band saw, with a fine-tooth blade, to saw away the scrap and form the blade. You want to have a nice curved blade, flowing through the shaft to the handle. The easiest way to finish shaping the blade is on a belt sander, but it can be sanded by hand. The curved end of the belt works nicely on the upper surface of the blade and the flat part of the belt works well on the bottom of the blade. The belt sander and a sanding block finish smoothing the blade and flowing it into the shaft.

Apply an oil finish. Let it soak in for 15-30 minutes. Reapply and after 15 minutes, wipe dry with paper towels or rags. You can buy "block oil" to use on this, cutting boards and salad bowls, at Gourmet shops for \$8-\$9 for $\frac{1}{2}$ pint or go to Walmart and buy a pint of Mineral Oil for about a buck, in the pharmacy department. It's the same stuff. If the spatula is not left standing in water or put in the dishwasher, and is oiled once or twice a year, it will last for a very long time.

October Premeeting Hands On - Tom Zeller turned a spurtle under the mentoring of Bill Farny and others.




Library News • Our library is only open on Sunday at our club meetings and is open to all our paid members for checking out books, videos, and DVD's. We have spent over \$100 in the last two months replacing items not returned. Please ensure you are returning items promptly. Sign and date the card and put it **BEHIND** the letter of your last name in the box. When you return material; make sure you put the card back in the item and make sure that the card goes with that item. We added a new book on turning salt and pepper shakers by Chris West. See my review of the book below.

Our library is a great source of inspiration and knowledge. We typically have around 90 items checked out by members at each meeting. A complete listing content is on the [club web site](#). Please take advantage of this wonderful club benefit and return items in a timely manner. The large meeting space allows me to spread out the material so you can review and check it out. Please let me know if you have any suggestions to improve our library. All of the magazines have been moved into storage, due to space limitations, with the exception of American Woodturner. Magazines are available upon request. — **Rich Hinkebein**

Book Review – Adding Spice to Your Woodworking by Chris West • An excellent book when doing condiment shakers or related items. The layout is great. The book design makes it possible to see the complete project plans on two pages that open side by side with a spiral binding that lays open on the workbench for easy use. He starts with helpful reminders on safety issues and then discusses various woods that can be used. Each project description tells what wood he used but he leaves open the possibility of other wood options. He then describes the few tools needed and various finishing techniques. The different accessories used are shown, but the author makes it clear that other sizes or types can be used and gives a list of suppliers. Also shown are the various jigs and options for the exit holes of the salt and pepper shakers.

The book includes 20 different projects with colored drawings and dimensions. The projects have varying ranges of difficulties and the author encourages you to experiment. This is a good addition to our library. — **Rich Hinkebein**



President's Spin • The November meeting will be our annual Holiday Wine and Cheese party, ornament exchange, and officer election. Please bring the beverage of your choice and a snack to share. It is traditional, but not required, to eat and drink from turned wooden utensils (we will also have cups, plates, and utensils available). Spouses/partners/significant others are, as always, welcome. We will also have several door prizes and drawings including gift certificates from Rockler, Craft Supply, and our newest sponsor Carter and Son Toolworks. Our sponsors that offer a discount to members are listed on the club web site. Be sure to tell them "thanks" when you shop with them.

I'll provide a wrap up article next month for my term in office, but let me start saying thanks now for everyone's contribution to the club. Serving with you as President has been very rewarding. Thank you for all that you do for the club.

Thanks for your great response to the Pens for the Troops community service program. Twenty pens were turned into the Woodcraft store for distribution to men and women in service. This is an on-going program,

so please continue to bring in pens that you turn. You will get your deposit back and the pens will be held until next year for the program.

We had a great time demonstrating turning and letting the kids on field trips turn on the pole lathe in the old Capital building in downtown St. Charles. Thanks to Steve Reynolds, Don Eskridge, and Bob Goulding for demonstrating the pole lathe and other historical tools (and fashioning quick repairs when the oak "spring" broke).

Thanks to your approval of the purchase of a laptop for our A/V system we will be able to record future demonstrations and save them to a DVD for our library. We were able to purchase it tax exempt since you approved our organization as a not for profit 501 (c)(3) last year. Those savings will let us develop our mission as an educational organization.


My off-center spindle work on a clock was the October President's Choice winner. The President's Challenge for next month will be to turn an ornament. We hope that you will then enter it into the Ornament Exchange with other members. After the PC's prize for the selected ornament, we will have a drawing for the ornament exchange among those who have brought them. Please be aware that we all cherish the simple ornaments turned by new turners as much as the more elaborate ones from more experienced turners.

Jesse Tutterrow will be handling the organization of our booth at the Woodworker's Show in Collinsville in Feb 2018. Last year we had an active booth with over 20 members staffing it over the weekend. Now we need your help. Send [Jesse](#) an email or call him (314.265.3520) if you will take a two hour (or more) shift and for more details. Everyone who works the booth gets into the show free.

Thanks to all of you that help with the set up and tear down for each of the meetings. It is really appreciated. It takes a lot of effort to set up the chairs, tables, lathe, and audio/video for each meeting.

Hope to see you in November at the holiday party meeting. — **Charles Sapp**

Club News:



Membership • An [application](#) is available on the club web site. Dues for 2018 were approved by the members at our October meeting: \$30 individual; \$40 family. Renewals do not require an application. Pay your dues to Walt and make sure that the contact information we have on file on the club web site is correct. Some of our vendors compare to our club roster which we update periodically. So be sure your membership dues are paid to be included on the list. — **Walt Ahlgrim**

Attendance/Treasurers Report • We have about \$2200 in the bank. There were approximately 40 members/guests attending the October meeting.

Secretary • Please make sure you are filling in the card for the Show and Share. It helps me when I am translating notes and pictures from the meeting. I would also like to request every President's Challenge entrant give some additional information about their piece. This helps to ensure the most accurate information in the newsletter. I would again like to offer my service to write-up demonstration outlines or documentation. Please call or email if you have any questions.

Assistance with pictures and meeting notes help in getting the News Letter out. — **Rob Conaway**

November Meeting – Wine and Cheese Social, Ornament Exchange & Election •

At the November meeting members will have the opportunity to exchange ornaments that they have made. If you would like to participate, just bring one of your ornaments to the November meeting. The ornament can be simple or complex. Participants will then draw a number to pick an ornament made by another club member. Hope to have your ornament in the event. Ornaments can also be entered into the President's Challenge!



There will not be a demonstration at the November meeting. Instead we will have a few hours of socializing. Bring your spouse/significant other, favorite wine (or other drink you enjoy) and an appetizer to share. The social will start following a short business meeting. The meeting will begin at 1 pm.



The annual election will be held at the November meeting. The positions of President, Vice President, Secretary, and Treasurer will be up for election. If you are interested in serving the club as a Board Member, please contact Charles Sapp. Nominations will be accepted from the floor at the November meeting. Roles and responsibilities of the board members can be found in our bylaws on the club web site.

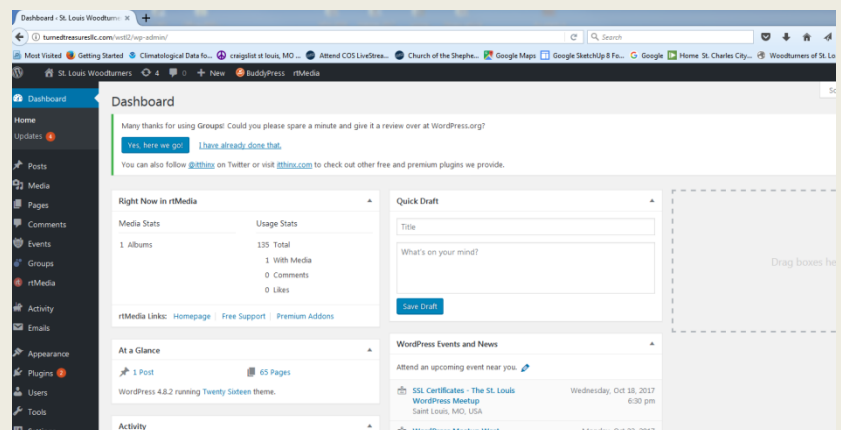
Show and Tell • Turners of all skill levels are encouraged to bring their work to the meeting for sharing with other turners. Your work can be an inspiration to others.

ReTurn to the Community: Pens for the Troops • Twenty pens were given to Woodcraft for their [turning pens for the troops](#) to show our appreciation to the men and women in the armed services. If you turned a pen but were not able to return it at the October meeting; bring it to a future meeting and give it to Charlie. Your deposit will be returned and the pens will be held for next year.

Silent Auction • No auction this month. If you have an item you would like to donate to the club, contact our President Charles Sapp. Donations are tax deductible.

Web site• If you have not signed on to the [club web site](#) but want to establish an account send your request to the President, Charles Sapp. Once your membership is verified, he will contact the web master and an account will be established for you with a temporary password. When you sign on for the first time you will be able to set your own password. If you would like to be featured on the home page, provide Jon Spelbring with 4 to 6 good quality pictures (640 x 480) of your turnings with the same background. You can also establish your own gallery! If you have any problems with web site operation, downloading, or general suggestions please contact the officers.

If you log on to our club web site and get a screen that looks like this, just click on the text in the upper left hand side next to the house and then click on the drop down menu item "Visit site" and it will redirect you to the home web page.



St. Louis Woodworking Show● This is a trade show related to specialty products, information and tools used for wood works and creations made of wood. The 3 day event will be held at the Gateway Center in Collinsville, IL from 9 Feb to 11 Feb 2018. Over 60 exhibitors are expected at the event. The WTSTL will have an informational booth and demonstration turning during the show. Jesse Tutterrow is coordinating the event, please contact him for more information and to volunteer for a time slot – to staff the information table or to do demonstration turning.

In the News • Women in Turning (WIT) ● Laura Spelbring participated in the Arrowmont School for Arts and Crafts retreat with Barbara Dill.

Woodturning Demonstration● Around 40 people watched Jeff Hornung turn a couple of Christmas ornaments and a bowl at the Rockler store in Bridgeton. Jeff announced that he has just released his first DVD!



WunderWoods Blog on How to Stop End Checking in Lumber by Scott Wunder ●
<https://wunderwoods.wordpress.com/2017/10/22/how-to-stop-end-checking-in-lumber/>



Community Projects● **Beads of Courage**> This is an on-going community program for our club. You can hold on to your boxes or bring them to the meeting and Steve Reynolds will store them until our next presentation to Children's Hospital. Smaller boxes (~4" deep x 3" diameter) or larger boxes (~4" deep x 6" diameter) with loose fitting lids and a knob are needed. They will become keepsakes for kids undergoing cancer and heart treatments that use them to store their Beads of Courage. The club has the BOC logo beads available (\$1.25 each) whenever you need more. Thank you again. — **Steve Reynolds**



President's Challenge • During the break, review the items on the challenge table. Separate your tickets and write your selection on the back of the one marked "TICKET". Place in the President's Challenge bowl. In addition to the winner selected by the members, an additional door prize ticket will be given to everyone that provides a President's Challenge entry. If you have a President's Challenge Entry, be sure to look for your name on the door prize winners. The PC tickets are a different color and will have the winner's name written on the ticket. You will not need the matching stub.

October President's Challenge • Spindle Turning

Entries for the October President's Challenges Summer Turning



Charlie Sapp
1st Place



Alex Nadler



Laura
Spelbring



Rich
Hinkbein



Bob Goulding



Dick Maes




Jon
Spelbring



Calendar of Upcoming Events

Date	Pre-Meeting 11:30 am – 12:30 pm	Meeting 1:00 pm – 4:00 pm
November 26, 2017	No premeeting.	Ornament exchange, Annual Wine and Cheese Event, Board Election. Spouses, partners, and significant others are welcome.
December 2017	No meeting. Have a Merry Christmas, Happy New Year, and Happy Holiday Season. See you on January 28, 2018	

October Show and Share



Tom Zeller – Seam Rippers



Charles Sapp – Drinking Flask



Joe Tupy – Cryptex Bloodwood/layered and a Pet urn from ambrosia maple. Both finished with Lacquer



Alex Nadler – Maple and Red Heart with a Celtic Knot finished with Lacquer.



Rick Madden – Baltic Birch and Walnut Ornament



Jon Spelbring – Dublin Viking Bowl. Oak Ebonizing and finished with Lacquer.



John Buehrer – Acorns made with Oak/Walnut and Osage Orange, finished with Lacquer.

Coffee and Cookies● Complementary coffee is available at the meetings. Donations accepted for the cookies. Purchases are on the honor system.

Facebook Group ● Our club has a Facebook group that is a great way to post pictures of your work, provide tech tips, and share ideas. It is a closed group. When you go to the site:
<https://www.facebook.com/groups/1157348070957128/?fref=nf> click on “Join” and your request will be processed by our Facebook administrator, Jason Hill.

Facebook site • Check out the club Facebook page:

<https://www.facebook.com/pages/Woodturners-of-St-Louis/292734664135601> and “Like” the page (click on the “Like” icon) to receive updates.



If you enjoy turning wood, making things on your lathe or want to learn more about woodturning then join the Woodturners of St. Louis. Learn and share ideas with like-minded Woodturners of St. Louis. Our chapter normally meets from 1:00pm to 4:00 pm on the fourth Sunday of every month at 8300 Valcour Avenue, Affton, MO <http://www.stlturners.com>. Check the web site for updates.

American Association of Woodturners • WTSTL is one of 350+ worldwide chapters of the American Association of Woodturners. We encourage you to join this organization. The AAW is dedicated to providing education, information, and organization to those interested in woodturning. You can join the AAW at their site: <http://woodturner.org/member/MemberLogOn.asp>.

Membership comes with access to on-line training information and includes a subscription to the *American Woodturner* magazine. Our club is a chapter of the AAW and we encourage all club members to join the AAW. They have been publishing a great series of on-line woodturning training articles for members that are worth the price of membership by themselves. They have also indexed all of the past AAW magazine articles so you can search and find help with most any issue you September have or ideas on your next project.

President:	Charles Sapp	636.928.0149	cwsapp@charter.net
Vice President:	Steve Reynolds	636.938.5366	stephen-reynolds@sbcglobal.net
Secretary:	Rob Conaway	314.378.2514	rjconaway@yahoo.com
Treasurer:	Walt Ahlgrim	314.567.5268	stlwoodturner@sbcglobal.net
Newsletter:	Rob Conaway	314.378.2514	rjconaway@yahoo.com
Librarian:	Rich Hinkebein	636.332.2396	kathryna1945@yahoo.com
Questions:	info@stlturners.com		