



WOODTURNERS OF ST. LOUIS

A Chapter of the American Association of Woodturners

stlturners.com
January 2018

January Meeting:

Well, another year has come and gone. We have elected the board to the new term. Please remember to thank Charlie and Steve for a job well done as President and Vice President. A special thank you to Walt for serving ten years as the Treasurer. Rich has agreed to continue to be the curator of the library. Please take a moment to thank the board members in the January meeting. 2018 promises to be a year full of excellent demonstrations, symposiums and hands-on opportunities.

Bob Goulding was again able to present to our club this month. He presented three items for the meeting. The first was a tech tip on lidded boxes. Using 14-gauge copper wire and a 1/16" drill bit, drill a small hole right on the lid line. Using this as an index, sand or file out a notch. The lid will now always be able to align. Be sure to make sure everything is aligned, prior to starting. See the images below.



He then showed three lidded boxes. One a standard circle, the second a sphere and the final a cone. One reminder on creating a spherical

box. First, use a template to ensure both sides are matching. Second, leave enough material to part the two halves apart. Otherwise it will be an oval box, instead of a sphere.

Lastly, Bob showed how to make a "Tea" Paper Bowl from tea bag paper. Using a plastic or stainless bowl for a mold, cover it with liquid soap followed by plastic wrap. Mix white glue and water in a 50/50 mixture. Dip 2x3" or 3x4" tea paper into the glue. Start covering the mold with multiple layers of glue-soaked tea paper. Allow to dry for 2-3 days. When dry, remove from mold and use for your project.





Library News • Our library is only open on Sunday at our club meetings and is open to all our paid members for checking out books, videos, and DVD's. The following are new items:

- Several items have been or are in the process of being replaced

Our library is a great source of inspiration and knowledge. We typically have around 90 items checked out by members at each meeting. A complete listing content is on the [club web site](#). Please take advantage of this wonderful club benefit and return items in a timely manner. The large meeting space allows me to spread out the material so you can review and check it out. Please let me know if you have any suggestions to improve our library. All of the magazines have been moved into storage, due to space limitations, with the exception of American Woodturner. Magazines are available upon request. – **Rich Hinkebein**



President's Spin • As I opened my emails this morning, I read one from the AAW:

The [Mid-Columbia Woodturners](#) chapter, Kennewick, Washington, turned 20 years old in 2017. The founding members obtained the charter from AAW in 1997. The club has since grown to over 75 members with over two-thirds of the members regularly attending the monthly meetings. The club challenge for 2017 was to turn something that incorporated "20" into the turning. There was no restriction on how the use of 20 was interpreted. The items were to be turned in for review at the December meeting, which was the chapter's annual Christmas party.

With WT-STL celebrating 25 years in 2018, I thought since 25 is a silver anniversary, I would like to put out an "annual challenge" to be completed during the year and voted on in October. The challenge is to incorporate silver (or chrome) into any style of piece, bowl, cup, chalice, and any selection of wood. Segmented turning is not forbidden. The silver can come from a stand for a bowl, a rim on a chalice, or just a trophy piece ornamented with chrome bottle-stoppers or aluminum finials. Anything you want, and then at the October meeting we will select the winning piece and submit a picture with its maker to AAW for a nice article on the club.

The Collinsville Wood Show was a big hit, many thanks to Jesse Tutterrow and all who volunteered.

– John Hoeing

Club News:

Vice President's Report • [Beads of Courage:](#)



Let's all remember that the Beads of Courage is a program for kids in need. The beads are \$1.25 (13/16" in diameter)and available from Steve at the meetings. Please continue to turn boxes for the program. – **Steve Reynolds**



Treasurer • It is that time of year we all look forward to, dues season. The dues are the same as in previous years, \$30 for an individual and \$40 for a family. An [application](#) is available on the club web site. Renewals do not require an application. Simply pay your dues to Charlie and make sure that the [contact information](#) we have on file on the club web site is correct. – **Charles Sapp**

Attendance/Treasurers Report • There were approximately 45 members/guests attending the January meeting.

Secretary • Please make sure you are filling in the card for the Show and Share. It helps me when I am translating notes and pictures from the meeting. I would also like to request every President's Challenge entrant give some additional information about their piece. This helps to ensure the most accurate information in the newsletter. I would again like to offer my service to write-up demonstration outlines or documentation. Please call or email if you have any questions. – **Rob Conaway**

In the News •

[AAW - The Time Travelers - Andi Wolfe](#)

[AAW Flick of the Week - Tim Yoder Demystifies the secrets of the roughing gouge](#)

[AAW Flick of the Week - Woodturning a Pot from Lollipop Sticks](#)

New Members • Please join me in welcoming:



Joe Fossick from Lake St. Louis, MO



Tim Matthes from St. Louis, MO

January President's Challenge • New Turning for the New Year – Bring in your latest Bowl turning.

We will be continuing our voting procedure. During the break, review the items on the challenge table. Tear the tickets and write your selection on the back of the one marked "TICKET". Place in the President's Challenge bowl. In addition to the winner selected by the members, an additional door prize ticket will be

given to everyone that provides a President's Challenge entry. If you have a President's Challenge Entry, be sure to look for your name on the door prize winners. The PC tickets are a different color and will have the winner's name written on the ticket. You will not need the matching stub.

Entries for the January President's Challenges First Bowl of the Year



Jon Spellbring
1st Place



Chris Weiler



Bill Farny



Rich
Hinkbein




Charlie Sapp




John Hoeing




Steve
Reynolds



Walt Ahlgrim



Bob Goulding



Rick
Madden



Wayne lehl



Calendar of Upcoming Events

Date	Pre-Meeting 11:30 am – 12:30 pm	Meeting 1:00 pm – 4:00 pm
Feb 25, 2018	Turning a scoop – Practice	Turning a Scoop – John Hoeing
Mar 25, 2018	TBD	TBD

January Show and Share



Wayne Iehl – Birch Bottle Opener; Tulip Chip/Dip Bowl stained. Both coated with spray clear Rustoleum

Steve Reynolds -



Tom Brock – White Oak Platter and a Maple Spatula



Jon Spelbring – Mesquite and Blackwood vase finished with shellac

Web site● If you have not signed on to the [club web site](#) but want to establish an account send your request to the President, John Hoeing. Once your membership is verified, he will contact the web master and an account will be established for you with a temporary password. When you sign on for the first time you will be able to set your own password. If you would like to be featured on the home page, provide Jon Spelbring with 4 to 6 good quality pictures (640 x 480) of your turnings with the same background. You can also establish your own gallery! If you have any problems with web site operation, downloading, or general suggestions please contact the officers.

Coffee and Cookies● Complementary coffee is available at the meetings. The price for cookies is posted. Purchases are on the honor system.

Facebook Group ● Our club has a Facebook group that is a great way to post pictures of your work, provide tech tips, and share ideas. It is a closed group. When you go to the site: <https://www.facebook.com/groups/1157348070957128/?fref=nf> click on “Join” and your request will be processed by our Facebook administrator, Jason Hill.

Facebook site ● Check out the club Facebook page: <https://www.facebook.com/pages/Woodturners-of-St-Louis/292734664135601> and “Like” the page (click on the “Like” icon) to receive updates.



If you enjoy turning wood, making things on your lathe or want to learn more about woodturning then join the Woodturners of St. Louis. Learn and share ideas with like-minded Woodturners of St. Louis. Our chapter normally meets from 1:00pm to 4:00 pm on the fourth Sunday of every month at 8300 Valcour Avenue, St. Louis, MO <http://www.stlturners.com>

American Association of Woodturners● WTSTL is one of 350+ worldwide chapters of the American Association of Woodturners. We encourage you to join this fine organization. The AAW is dedicated to providing education, information, and organization to those interested in woodturning. You can join the AAW at their site: <http://woodturner.org/member/MemberLogOn.asp>.

Membership comes with access to on-line training information and includes a subscription to the *American Woodturner* magazine. Our club is a chapter of the AAW and we encourage all club members to join the AAW. They have been publishing a great series of on-line woodturning training articles for members that are worth the price of membership by themselves. They have also indexed all of the past AAW magazine articles so you can search and find help with most any issue you November have or ideas on your next project.

President:	John Hoeing	314.550.8540	ighoeing@mac.com
Vice President:	Eric Oman	636.248.0069	eric.p.oman@boeing.com
Secretary:	Rob Conaway	314.378.2514	rjconaway@yahoo.com
Treasurer:	Charles Sapp	636.928.0149	cwsapp@charter.net
Newsletter:	Rob Conaway	314.378.2514	rjconaway@yahoo.com
Librarian:	Rich Hinkebein	636.332.2396	kathryna1945@yahoo.com
Questions:	info@stlturners.com		