



WOODTURNERS OF ST. LOUIS

A Chapter of the American Association of Woodturners

stlturners.com

March 2018

March Meeting:

The March meeting started with a great open turning session on all three club Nova lathes. Several of the members worked with the new turners on the basics of turning. We encourage all new turners to bring their tools and be ready to learn. We have wood blanks, extra tools and people willing to teach. Thanks again to Bill Farny and Charlie Sapp for assisting. Members are welcome to come to assist or learn.



Next, we moved on to the meeting and demo. John Ferreira and Bob Dickherber came to demonstrate their sphere turning jig. Starting with a blank the size required for your intended sphere, bring it into round. Add a tenon to one end. Mount the tenon side into the chuck. Using a square, bring the jig into square with the bed.



Once the jig is squared to the bed and piece, it is time to turn a sphere. This is a slow and steady process. The sphere should be

turned slowly with several passes taking small amounts each time. Once it is down to the desired size, it is time to finish. It is best to use a Sorby Sandmaster type sanding tool or something similar. This is to ensure finishing will not cause the sphere to come out of round. Below are a few pictures of the jig. Good luck with creating your own jig. Another option is from Carter Products. For those of us not as adventurous in the jig department.

[Perfect Sphere™ Tool \(Carter Products\)](#)
[Turning a sphere](#)





Library News • Our library is only open on Sunday at our club meetings and is open to all our paid members for checking out books, videos, and DVD's. The following are new items:

- Several items have been or are in the process of being replaced

Our library is a great source of inspiration and knowledge. We typically have around 90 items checked out by members at each meeting. A complete listing content is on the [club web site](#). Please take advantage of this wonderful club benefit and return items in a timely manner. The large meeting space allows me to spread out the material so you can review and check it out. Please let me know if you have any suggestions to improve our library. All of the magazines have been moved into storage, due to space limitations, with the exception of American Woodturner. Magazines are available upon request. – **Rich Hinkebein**



President's Spin • One of the disadvantages of growing old is the inconvenience of aging ailments. One such ailment caused me to miss last month's demonstration on a sphere jig, something I've been very interested in for the last 8 years! Many thanks to Charlie Sapp for covering the meeting in my absence.

When first studying these amazing devices, I attempted to handcraft (jerry-rig might be a better term for it) my own sphere jig. It worked great for a very soft cedar orb, but after that it became less stable and unusable. The price was right though, super cheap, which was always the one factor that kept me from purchasing one. Someday though, someday...

Saturday April 21st our chapter was again invited to Paul Krautmann's farm for a day of turning and learning, with a nice lunch thrown in there. Previously, I mentioned that Paul was my tutor when I first purchased a lathe from the Woodsmith Store on Brentwood Ave. The store had Paul giving beginning courses in turning for those of us willing to make such a substantial investment. This was in 1984.

Paul and I touch base through Facebook periodically, and he told me he recently purchased an American Beauty, one of the top models that Robust sells and I am looking forward to meeting this "Beauty" on Saturday.

Exchanges like these and sharing works on social media seem to reinforce my love for turning, but it isn't always like that. Often, I will go down to my shop, look at my blanks and drying rough-outs and feel somewhat blue and in no mood to turn. After turning dry elm, this seems to happen to me and I'm not sure if it's the stench of the wood, or the lack of romance it has to offer, but thankfully it will be short-lived and I'll get back to it.

Associations and friendships are some of the benefits of belonging to an AAW Chapter, and the exposure to so many great works is always inspiring and challenging when we attempt to replicate them or be influenced by them. A turning day and lunch at Paul's farm is a prime example of these benefits, and if you haven't tried it yet, I strongly urge you to come along and enjoy the fun!

– John Hoeing

Club News:



Vice President's Report • [Beads of Courage:](#)




Let's all remember that the Beads of Courage is a program for kids in need. The beads are \$1.25 (13/16" in diameter)and available from Steve at the meetings. Please continue to turn boxes for the program. – **Steve Reynolds**



Treasurer • We hope that you will continue your membership with the WTSTL for 2018. The dues are the same as in previous years, \$30 for an individual and \$40 for a family. An [application](#) is available on the club web site. Renewals do not require an application. Simply pay your dues to Charlie and make sure that the [contact information](#) we have on file on the club web site is correct.

– **Charles Sapp**

Hidden Image Challenge• Find this image at another location in the newsletter to qualify for an entry into a drawing for a \$20 Rockler gift card in November. It could be in a photo, article, text,..... Once you locate it, email your name and a description of the location (page/location) to [Charles Sapp](#). Entrants must be a current member of the WTSTL and submissions must be received one week prior to the club meeting following release of each newsletter (e.g. submission must be one week prior to the May meeting following release of the April newsletter). One entry per member per monthly challenge. (Note: you may want to enlarge/zoom on the newsletter to help you find the image.)



Attendance/Treasurers Report • There were approximately 45 members/guests attending the March meeting.

Women in Turning Chapter Liasion• Thanks to Laura Spelbring for accepting the liaison position for our chapter. WIT is dedicated to encouraging and assisting women in their pursuit of turning, to share ideas and processes to further members' skills and creativity, and to increasing participation of women in the field of woodturning. We ask for everyone's support and ideas in this endeavor.



Secretary• Please make sure you are filling in the card for the Show and Share. It helps me when I am translating notes and pictures from the meeting. I would also like to request every President's Challenge entrant give some additional information about their piece. This helps to ensure the most accurate information in the newsletter. I would again like to offer my service to write-up demonstration outlines or documentation. Please call or email if you have any questions. – **Rob Conaway**

In the News •

- Paul Krautmann's turning get together on Saturday April 21st - 8095 Highway BB Hillsboro, MO 63050
- Walt Ahlgrim will have Bill Rubenstein's tools for sale at the April meeting
- Pen Show – June 29th – July 1st in Westport
- Segmented Turning – October 12th – 14th in St. Louis

[AAW Flick of the Week - Turning a Cigar and Stamp Pen, Nick Zammeti](#)

[AAW Flick of the Week -Catches-Part 3: Spindle Gouge with Tim Yoder](#)

New Members • Please join me in welcoming our new members:



Greg Taylor from Glen Carbon, IL



Donna Bess from Lake St. Louis, MO



Ed Smith from O'Fallon, MO


March President's Challenge • Egg or 3-Corner Box/Vessel

We will be continuing our voting procedure. During the break, review the items on the challenge table. Tear the tickets and write your selection on the back of the one marked "TICKET". Place in the President's Challenge bowl. In addition to the winner selected by the members, an additional door prize ticket will be given to everyone that provides a President's Challenge entry. If you have a President's Challenge Entry, be sure to look for your name on the door prize winners. The PC tickets are a different color and will have the winner's name written on the ticket. You will not need the matching stub.

Entries for the March President's Challenges Egg or 3-Corner Box/Vessel



Laura Spellbring



Chris Weiler



Bill Farny



Rich
Hinkbein
1st Place






Charlie Sapp



Jeff Nasser



Dick Maes



Walt Ahlgrim



Bob Goulding



Wayne Lehl



Annual Challenge • With the WTSTL celebrating 25 years in 2018, the President has established an annual challenge. This year it is to incorporate silver (or chrome, aluminum, pewter) into any style of piece, bowl, cup, chalice, and any selection of wood. The silver can come from a stand for a bowl, a rim on a chalice, or just a trophy piece ornamented with chrome bottle-stoppers or aluminum finial. Anything you design, and then at the October meeting we will select the winning piece and submit a picture with its maker to the AAW for an article on the club.

Calendar of Upcoming Events

Date	Pre-Meeting 11:30 am – 12:30 pm	Meeting 1:00 pm – 4:00 pm
Apr 22, 2018	Open Turning	In bowl camera system with John Ferreira
May 27, 2018	Open Turning	TBD

March Show and Share



Bill Farny – Dogwood bowl finished with walnut oil



Charles Yonk – Aluminum & Walnut/Oak Tops with Doctor's finish



Ken Bald – Cherry Bowl. Maple platter with leaf embellishments



Jeff Hornung – Maple platters with signature Hornung finishing



Tom Zeller – Cheese Platter on spalted Hackberry w/ Hampshire Grit, Tea lights from cherry w/ Yorkshire Sheen & Popular platter w/ reactive metal paint



Steve Nagy – Red Oak/Walnut/Lacewood tumbling block finished w/ poly & Purple heart/Maple balloon finished w/ poly



Rick Madden – Beads of Courage Boxes



Jeff Nasser – Tulip and Plywood Eggs finished with CA

Web site● If you have not signed on to the [club web site](#) but want to establish an account send your request to the Treasurer, Charles Sapp. Once your membership is verified, he will contact the web master and an account will be established for you with a temporary password. When you sign on for the first time you will be able to set your own password. If you would like to be featured on the home page, provide Jon Spelbring with 4 to 6 good quality pictures (640 x 480) of your turnings with the same background. You can also establish your own gallery! If you have any problems with web site operation, downloading, or general suggestions please contact the officers.

Coffee and Cookies● Complementary coffee is available at the meetings. A contribution for cookies is appreciated. Purchases are on the honor system.

Facebook Group ● Our club has a Facebook group that is a great way to post pictures of your work, provide tech tips, and share ideas. It is a closed group. When you go to the site: <https://www.facebook.com/groups/1157348070957128/?fref=nf> click on “Join” and your request will be processed by our Facebook administrator.

Facebook site ● Check out the club Facebook page: <https://www.facebook.com/pages/Woodturners-of-St-Louis/292734664135601> and “Like” the page (click on the “Like” icon) to receive updates.



If you enjoy turning wood, making things on your lathe or want to learn more about woodturning then join the Woodturners of St. Louis. Learn and share ideas with like-minded Woodturners of St. Louis. Our chapter normally meets from 1:00pm to 4:00 pm on the fourth Sunday of every month at 8300 Valcour Avenue, St. Louis, MO <http://www.stlturners.com>

American Association of Woodturners ● WTSTL is one of 350+ worldwide chapters of the American Association of Woodturners. We encourage you to join this fine organization. The AAW is dedicated to providing education, information, and organization to those interested in woodturning. You can join the AAW at their site: <http://woodturner.org/member/MemberLogOn.asp>.

Membership comes with access to on-line training information and includes a subscription to the *American Woodturner* magazine. Our club is a chapter of the AAW and we encourage all club members to join the AAW. They have been publishing a great series of on-line woodturning training articles for members that are worth the price of membership by themselves. They have also indexed all of the past AAW magazine articles so you can search and find help with most any issue you November have or ideas on your next project.

President:	John Hoeing	314.550.8540	jghoeing@mac.com
Vice President:	Eric Oman	636.248.0069	eric.p.oman@boeing.com
Secretary:	Rob Conaway	314.378.2514	rjconaway@yahoo.com
Treasurer:	Charles Sapp	636.928.0149	cwsapp@charter.net
Newsletter:	Rob Conaway	314.378.2514	rjconaway@yahoo.com
Librarian:	Rich Hinkebein	636.332.2396	kathryna1945@yahoo.com
Questions:	info@stlturners.com		