



WOODTURNERS OF ST. LOUIS

stlturners.com
August 2019

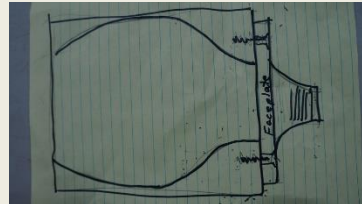
A Chapter of the American Association of Woodturners

August Meeting:

How Do I Hold Thee? Let Me Count the Ways! Bob Goulding came to present to us on the various ways in which you can hold objects to, on, against, chucked, screwed, vacuumed and everything in-between. Let's start with face plates. First, do not use drywall screws. They are too brittle. Use sheet metal or wood screws with about 6-7 threads grabbing into the piece. Next, glue or double-sided tape can be used for large, thin pieces. CA glue is strong, but brittle. Wood/White glue with a piece of paper can be used for holding pieces to a block for some light work.



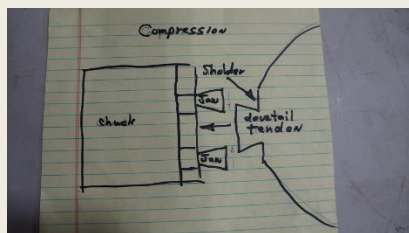
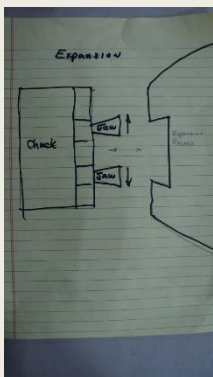
Bob spoke about chucks as well. Everyone has an opinion about chucks. They can cost between \$150 and \$400+. Whichever chuck you choose, creating jigs to assist with usage is always a good idea. One suggestion



for Nova chucks is to make sure you are always aligning the chuck numbers and jaws. They are machined for these

numbers. You should always number and ensure the jaws are aligned to these numbers. It will ensure the proper alignment.

Bob displayed a great idea for Cole jaws. For those of you like me, you have screwed in the rubber posts on Cole jaws in the wrong spots. The picture above offers an idea to alternately color the circles. We will post Bob's full outline on the site.





Library News ● Our library is only open on Sunday at our club meetings and is open to all our paid members for checking out books, videos, and DVD's. The following are new items:

Magazine – American Woodturner Issue 4, Volume 34 August 2019

Magazine – Woodturning Issue 333, July 2019

Book – Woodturning, Objects and Procedures – Eldron Reborn

Book – Little Book of Wooden Bowls – Kevin Wallace and Terry Martin

DVD – Resin Casting – Ron Brown

DVD – CA Finishing Made Easy, Includes Working with Acrylics – Ron Brown

DVD – Project Sampler – A Variety of Small Projects to Get you Started

Our library is a great source of inspiration and knowledge. We typically have around 90 items checked out by members at each meeting. Members can access a complete listing content on the [club web site under the "Members Only" tab](#). Please take advantage of this wonderful club benefit and return items in a timely manner. The large meeting space allows me to spread out the material so you can review and check it out. Please let me know if you have any suggestions to improve our library. All of the magazines have been moved into storage, due to space limitations, with the exception of American Woodturner. Magazines are available upon request. – **Rich Hinkebein**



President's Spin ●

Thanks to the members that have come forward to fill the officer slate for 2020. We do have volunteers to fill all but one of the board positions, Secretary/NL Editor. If you are interested in serving, please get with me as nominations are still being accepted/encouraged. The slate will be presented at the October meeting and the election held at the November meeting. Nominations from the floor will also be accepted.

Our annual picnic is scheduled for September 22, and I encourage all of you to come. Emmenegger Park is an ideal setting, located at the intersection of Highway 270 and Interstate 44. Access is from Geyer Road, and a quick Google of "Emmenegger Park" will get you a map and directions. We're serving burgers (with cheese), quarter pound Nathan's Hotdogs, and we'll even throw in a few brats! For coordination, if your last name starts with the letters below, please bring the associated food:

Salads- A-E

Desserts- F - J

Appetizers- K- P

Veggie/ Fruit dish- R- T


Chips-U-Z

Please bring your own beverages and we'll have coffee available. Also, bring your wooden plates if you have them.

Thanks to Bob Goulding for his excellent demonstration on holding, I'm sure everyone picked up a little something that will be helpful.

AAW embarked on an exciting new marketing venture with Rockler Woodworking and Hardware earlier in 2019. This endeavor offers AAW and its chapters an opportunity to publicize the value of membership to previously untapped audiences.

As part of this marketing venture we are working with Rockler to plan a local Pen Turning event and are excited to offer an opportunity for chapter involvement. The event will include pen turning hands on classes in your local Rockler store on Saturday, November 9, 2019. Classes will be held at 9:30 am, 11:30 am, 1:30 pm and 3:30 pm. Think about helping out on November 9th, we'll need 2 people for each time frame!



Remember Paul Krautmann's candlestick demo? I found a few pieces of Osage orange in my shop and thought I would give the candlestick a try. Slightly less ambitious as I'm not that good at stabilizing with my hand on the thin turning, but the basic design was a lot of fun.

These types of things always turn my wife into a "gifter". She always thinks of someone that would love a candlestick, or a scoop, or whatever "we" turn, finds an appropriate box and makes people happy. This was so much fun, I quickly knocked out one in walnut and one in holly.

Keep on turning and see you at the picnic! – **John Hoeing**

Vice President's Report ● [Beads of Courage](#): Let's all remember that the Beads of Courage is a program for kids in need. The beads are \$1.25 (13/16" in diameter) and available from Eric at the meetings. Please continue to turn boxes for the program.
– **Eric Oman**



Treasurer ● An [application](#) for membership is available on the club web site. Renewals do not require an application. Simply pay your dues to Charlie and make sure that the [contact information](#) we have on file on the club web site is correct. Club patches are available from the Treasurer for \$5. – **Charles Sapp**



Club News:

Attendance/Treasurers Report ● There were approximately 45 members/guests attending the August meeting.

Secretary ● Please make sure you are filling in the card for the Show and Share. Please fill in your full name and any details about the piece. It helps me when I am translating notes and pictures from the meeting. – **Rob Conaway**

Turning Donations for Basket of Hope ● The Basket of Hope Foundation works with seriously ill children and their families in the St. Louis area. On Nov 2nd they will host a fund-raising event and are asking for turned items to be donated for their silent and live auctions. Please bring any items you would like to donate to the Sept picnic or Oct meeting. Rick Madden and Charles Sapp will be collecting them and make the delivery to Basket of Hope. Thanks for your support of this organization.



Pens for the Troops ● Since 2004 over 175,000 pens have been crafted for the troops thru Woodcraft's Turn for the Troops program. The pens will be sent to active duty or recovering military personnel across the globe. In 2018 WTSTL club members turned 30 pens for the program. See Treasurer, Charles Sapp, if you would like to get a pen kit to participate in the program. There is a \$3 deposit for the pen kit but it is refunded when the completed pen is returned. Please bring your completed pens for the troops to the Sept picnic or Oct meeting. They will be delivered to Woodcraft before Veterans Day for distribution to the services.

Old Capitol Events ● Club members Don Eskridge and Charles Sapp worked with the Missouri State Parks Department in supporting the senior day at the Old Capitol in downtown St. Charles on Sept 17th. Members assisted with the tin punching event and then discussed the old tools and demonstrated the pole and treadle lathes in the shop. The next event is Oct 16th with school kids. About 300 kids are expected to come through the shop from 10am to 3pm. Your participation would be appreciated to discuss the tools and demonstrate on the lathes. Contact Rich Hinkebein for more information and to sign up. And just to encourage you – see the picture of the



homemade apple cobbler and ice cream that was served at the senior day; workers may be treated to something similar on Oct 16th.

New Members ● Please join me in welcoming our new members:

	<p>Kathleen Osterwise</p>
	<p>Kent Householder</p>

In the News ●

[AAW : Turning of the Week](#)

[AAW Article: 2x4 Softwood Bowl](#)

[AAW Video: Wood Grain? Who Cares?](#)

[AAW : Turning of the Week](#)

[Flick of the Week: Making your work different using piercing](#)

[Flick of the week: Woodturning Lidded Boxes - Carl Jacobson](#)

Calendar of Upcoming Events

Date	Pre-Meeting 11:30 am – 12:30 pm	Meeting 1:00 pm – 4:00 pm
September 22, 2019	No meeting at CJAP! Please attend the picnic at Emmenegger Park.	Annual Picnic – Emmenegger Park; we will start eating about 12:30pm followed with a turning challenge on the Comets and Creature Creation competition with discarded pieces (bring your tools, face shields, cut off, glue guns, extension cords, power strips). See President's Spin article above.
October 27, 2019	Open Turning	Christmas Ornaments – Michael Blankenship
November 24, 2019	No pre-meeting	Annual Wine and Cheese Event; Ornament exchange; Board election
January 26, 2020	Open Turning	TBD

We will be continuing our voting procedure for the President's Challenge. During the break, review the items on the challenge table. Tear the tickets and write your selection on the back of the one marked "TICKET". Place in the President's Challenge bowl. You must vote to be entered into the drawing for door prizes. In addition to the winner selected by the members, an additional door prize ticket will be given to everyone that provides a President's Challenge entry. If you have a President's Challenge Entry, be sure to look for your name on the door prize winners. The PC tickets are a different color and will have the winner's name written on the ticket. You will not need the matching stub.

Entries for the August President's Challenge

Roman Canteen or Beverage Container



Jon Spelbring



Laura Spelbring



Charles Sapp



"Stanley Cup "



Wayne Iehl
#1





John Hoeing



Charles Yonk



Rick Madden



October President's Challenge – Turn a Halloween Themed Item

August Show and Share



Joel Schumacher – Maple Bowls finished with oil



Jesse Tutterrow – Catalpa Bowl finished with homemade liquid paraffin and beeswax



Charles Sapp – Maple bowl colorized with art pencils; Roman canteen with woodburning.



Charles Yonk – Walnut Calabash Bowl



Alex Nadler – Osage Orange Handled Bowl and Lidded Oak Bowl. Both finished with lacquer



Bob Goulding – Natural edged sycamore burl bowl finished with lacquer

Web site ● If you have not signed on to the [club web site](#) but want to establish an account send your request to the Treasurer, Charles Sapp. Once your membership is verified, he will contact the web master and an account will be established for you with a temporary password. When you sign on for the first time you will be able to set your own password. If you would like to be featured on the home page, provide Jon Spelbring with 4 to 6 good quality pictures (640 x 480) of your turnings with the same background. You can also establish your own gallery! If you have any problems with web site operation, downloading, or general suggestions please contact the officers.

Coffee and Cookies ● Complementary coffee is available at the meetings. A contribution for cookies is appreciated. Purchases are on the honor system.

Facebook Group ● Our club has a Facebook group that is a great way to post pictures of your work, provide tech tips, and share ideas. It is a closed group. When you go to the site: <https://www.facebook.com/groups/1157348070957128/?fref=nf> click on "Join" and your request will be processed by our Facebook administrator.

Facebook site ● Check out the club Facebook page: <https://www.facebook.com/pages/Woodturners-of-St-Louis/292734664135601> and "Like" the page (click on the "Like" icon) to receive updates.



If you enjoy turning wood, making things on your lathe or want to learn more about woodturning then join the Woodturners of St. Louis. Learn and share ideas with like-minded Woodturners of St. Louis. Our chapter normally meets from 1:00pm to 4:00 pm on the fourth Sunday of every month at 8300 Valcour Avenue, St. Louis, MO <http://www.stlturners.com>

American Association of Woodturners ● WTSTL is one of 350+ worldwide chapters of the American Association of Woodturners. We encourage you to join this organization. The AAW is dedicated to providing education, information, and organization to those interested in woodturning. You can join the AAW at their site: <http://woodturner.org/member/MemberLogOn.asp>.

Membership comes with access to on-line training information and includes a subscription to the *American Woodturner* magazine. Our club is a chapter of the AAW and we encourage all club members to join the AAW. They have been publishing a great series of on-line woodturning training articles for members that are worth the price of membership by themselves. They have also indexed all of the past AAW magazine articles so you can search and find help with most any issue you have or ideas on your next project.

President:	John Hoeing	314.550.8540	jghoeing@mac.com
Vice President:	Eric Oman	636.248.0069	eric.p.oman@boeing.com
Secretary:	Rob Conaway	314.378.2514	riconaway@yahoo.com
Treasurer:	Charles Sapp	636.928.0149	cwsapp@charter.net
Newsletter:	Rob Conaway	314.378.2514	riconaway@yahoo.com
Librarian:	Rich Hinkebein	636.332.2396	kathryna1945@yahoo.com
Questions:	info@stlturners.com		