



WOODTURNERS OF ST. LOUIS

A Chapter of the American Association of Woodturners

stlturners.com
October 2019

October Meeting:

Michael begins all his ornaments by choosing some contrasting wood, which is done with great expertise by Jackie Blankenship. He then creates a blank using alternating contrasting wood in a pattern. He starts with rounding the whole piece, then rounding the end. He then uses a 3/4" forstner bit to drill a hole through the piece. Once complete with the hole, he rounds the end into a ball shape and parts it off.



The top and bottom icicle are made from the same piece of wood. He starts with rounding the piece. Using a circle cutter set to 1", he cuts a tenon into each end of the piece. Using the tenon he mounts the piece to



shape the icicle. He uses a small piece of Formica to 'burn' lines into the piece. Upon completion of the icicle he will

part off with enough room to create the top. He uses 120, 220 & 320 grit sandpapers to sand the piece. Then burnishes using a brown scotch pad.

The top is made from the piece, which was parted off, but has a tenon. Using the tenon for a guide to the size of the piece, he creates the top to be a low-profile piece for attaching an ornament hanger. The piece is then ready for finishing via the same process as the icicle. Lastly, it is time to hollow and finish the center globe. Michael has a special tool for hollowing, pictured above, the center piece. Once complete, he uses the same sanding method as above. Michael finishes by gluing up the pieces to get ready for finishing. He then uses several coats of wipe-on polyurethane to complete the ornament.

AAW Membership • If you are a chapter member and have never belonged to the AAW you can sign up for a **FREE** [introductory membership](#). It offers access to the American Woodturner journal and other resources on their web site. We hope that this free, introductory membership will kick-off a valuable connection to the AAW. By signing up you can also be entered into our drawing for a Craft Supplies gift certificate at the Nov meeting. So sign up soon. If you joined the AAW for the **first time** this year as a fully paid member you are also eligible for the drawing. To enter the drawing you must submit your name to John Hoeing before the Nov meeting with proof of membership.

November Meeting – Wine and Cheese Social, Ornament Exchange & Election • At the November meeting members will have the opportunity to exchange ornaments that they have made. If you would like to participate, just bring one of your ornaments to the November meeting. The ornament can be simple or complex. Participants will then draw a number to pick an ornament made by another club member. Hope to have your ornament in the event. Ornaments can also be entered into the President's Challenge!



There will not be a demonstration at the November meeting. Instead we will have a few hours of socializing. Bring your spouse/significant other, favorite wine (or other drink you enjoy) and an appetizer to share. The social will start following a short business meeting. The meeting will begin at 1 pm.



The annual election will be held at the November meeting. The positions of President, Vice President, Secretary, and Treasurer will be up for election. The Board does have a slate of nominees: Laura Spelbring, President; Ken Bald, VP; Jesse Tutterrow, Sec/NL Editor; Charles Sapp, Treasurer. If you are interested in serving the club as a Board Member, please contact John Hoeing. Nominations will be accepted from the floor at the November meeting. Roles and responsibilities of the board members can be found in our bylaws on the club web site.



Library News • Our library is only open on Sunday at our club meetings and is open to all our paid members for checking out books, videos, and DVD's. The following are new items:

- Book – New Woodturning, Techniques and Projects – Helga Becker
- DVD – Pendant Jig – Gary Rance
- DVD – Candlestick and Bowl – Paul Krautmann
- DVD – Calabash Bowl – Jeff Hornung

Our library is a great source of inspiration and knowledge. We typically have around 90 items checked out by members at each meeting. Members can access a complete listing content on the [club web site under the "Members Only" tab](#). Please take advantage of this wonderful club benefit and return items in a timely manner. The large meeting space allows me to spread out the material so you can review and check it out. Please let me know if you have any suggestions to improve our library. All of the magazines have been moved into storage, due to space limitations, with the exception of American Woodturner. Magazines are available upon request. – **Rich Hinkebein**

Holiday Shopping with Amazon Smile • If you shop on Amazon on a regular basis, please consider shopping on <https://smile.amazon.com>. Just under the search bar is a link to "Supporting". Follow the links to select your favorite charity. We hope you will select Woodturners of Saint Louis. You will need to shop on the [smile](#) site for a donation to count from now on. Click on this link to go to the WTSTL charity: <https://smile.amazon.com/ch/81-1451495>.



Being an Amazon Smile customer does not add anything to the cost of your item. It just helps charity.

Turning Donations for Basket of Hope • Thanks to the members that donated turned items to the Basket of Hope Foundation auction. The funds raised at the auction provide hope for seriously ill children and their families in the St. Louis area. There will be another auction in 2020 so please keep them on your list for donating turned items.



Old Capital Treadle Lathe and Tool Room Demonstrations • Thanks to Bob Goulding, Paul Newby, Bob Osterwise, and Charles Sapp for demonstrating the treadle lathe and discussing the antique tools in the carpenter's shop of the old Capital for the Statehood Day's event in October. Over two hundred kids toured the shop during the event.



Pens for the troops • Thanks to all the members that turned and donated pens for the troops; forty pens were delivered to Woodcraft for their program. And thanks to Laura Spelbring, Rob Conaway, Charles Sapp, Steve Reynolds, and Jeff Nasser for the hands on mentoring at Rockler where over twenty pens were turned.



President's Spin •

You know, you just gotta hand it to a guy like Michael Blankenship. He's given us an excellent demo in October both in 2017 and 2019 on knocking out those Christmas ornaments, and it is so fitting and timely right before our November gala and ornament exchange. Michael, thank you and Jackie so much from all the club! And thanks to all the demonstrators during the past 2 years. I will be very happy to give a quick summary at the wine and cheese deal but promise to keep it brief so we can get at all those goodies!

The November meeting will be our annual Holiday Wine and Cheese party, ornament exchange, and officer election. Please bring the beverage of your choice and a snack to share. It is traditional, but not required, to eat and drink from turned wooden utensils (we will also have cups, plates, and utensils available). Spouses/partners/significant others are, as always, welcome.

I'll provide a wrap up article next month for my term in office but let me start saying thanks now for everyone's contribution to the club. Serving with you as President has been very rewarding. Thank you for all that you do for the club.

Charlie Sapp's Halloween apple won the October President's challenge. The President's Challenge for next month will be to turn an ornament. We hope that you will then enter it into the Ornament Exchange with other members. After the PC's prize for the selected ornament, we will have a drawing for the ornament exchange among those who have brought them. Please be aware that we all cherish the simple ornaments turned by new turners as much as the more elaborate ones from more experienced turners.

Jesse Tutterrow will be handling the organization of our booth at the Woodworker's Show in Collinsville in Feb 2020. Last year we had an active booth, though and ice and snowstorm killed the Sunday event. Now we need your help. Send Jesse an email or call him (314.265.3520) if you will take a two-hour (or more) shift and for more details. Everyone who works the booth gets into the show free.

Thanks to all of you that help with the set up and tear down for each of the meetings. It is really appreciated. It takes a lot of effort to set up the chairs, tables, lathe, and audio/video for each meeting.

Hope to see you in November at the holiday party meeting. – **John Hoeing**



Vice President's Report • [Beads of Courage](#): Let's all remember that the Beads of Courage is a program for kids in need. The beads are \$1.25 (13/16" in diameter) and available from Eric at the meetings. Please continue to turn boxes for the program. – **Eric Oman**



Treasurer • An [application](#) for membership is available on the club web site. Renewals do not require an application. Simply pay your dues to Charlie and make sure that the [contact information](#) we have on file on the club web site is correct. Club patches are available from the Treasurer for \$5. – **Charles Sapp**



Club News:

Attendance/Treasurers Report • There were approximately 48 members/guests attending the October meeting.

Secretary • Please make sure you are filling in the card for the Show and Share. Please fill in your full name and any details about the piece. It helps me when I am translating notes and pictures from the meeting. – **Rob Conaway**

In the News •

[AAW : Pic of the Week - Burl Hollow Form](#)

[Flick of the Week: Jim Rodgers The Spindle Roughing Gouge](#)

[AAW Article: Avoiding Cracks in Bowls and Hollow Forms](#)

[AAW: Women in Turning Newsletter](#)

[Flick of the Week: Carving Texture& Patterns into Turned Bowls](#)

[AAW Article: A Commemorative Project: Sonnenkugel \(Solar Orb\)](#)

[AAW Article: Embellishment Through the Ages](#)


Calendar of Upcoming Events

Date	Pre-Meeting 11:30 am – 12:30 pm	Meeting 1:00 pm – 4:00 pm
November 24, 2019	Annual Wine and Cheese Event	Annual Wine and Cheese Event
December 22, 2019	No meeting. Enjoy the holidays	No meeting. Enjoy the holidays.
January 26, 2020	Open Turning	TBD

We will be continuing our voting procedure. During the break, review the items on the challenge table. Tear the tickets and write your selection on the back of the one marked "TICKET". Place in the President's Challenge bowl. In addition to the winner selected by the members, an additional door prize ticket will be given to everyone that provides a President's Challenge entry. If you have a President's Challenge Entry, be sure to look for your name on the door prize winners. The PC tickets are a different color and will have the winner's name written on the ticket. You will not need the matching stub.

Entries for the October President's Challenge

Halloween Turning or Candlestick



Kathleen
Osterwise



Dick Maes



Charles Sapp
#1



Wayne Iehl





Lindda
Osterwise



November President's Challenge – Annual Ornament Exchange

October Show and Share




Charles Sapp – Multiple woods replacing a Menards Mug outer shell. Walnut candlesticks. Elm & Ash lidded Bowl finished with poly/acrylic





Ken Bald – bowl with a plug



Bruce Lattimore – Bowl from a board. Maple, Mahogany & walnut finished with linseed, alcohol & shellac



Rick Madden – Dizzy bowl & Pen finished with Lacquer. Cocobolo, Cherry, Oak, Sycamore, Maple, Walnut, Cumaru, Jatoba, Yellowwood & Purpleheart



Bob Goulding – Golden Mean Calipers – Summer 2005 AAW Magazine

Web site ● If you have not signed on to the [club web site](#) but want to establish an account send your request to the Treasurer, Charles Sapp. Once your membership is verified, he will contact the web master and an account will be established for you with a temporary password. When you sign on for the first time you will be able to set your own password. If you would like to be featured on the home page, provide Jon Spelbring with 4 to 6 good quality pictures (640 x 480) of your turnings with the same background. You can also establish your own gallery! If you have any problems with web site operation, downloading, or general suggestions please contact the officers.

Coffee and Cookies ● Complementary coffee is available at the meetings. A contribution for cookies is appreciated. Purchases are on the honor system.

Facebook Group ● Our club has a Facebook group that is a great way to post pictures of your work, provide tech tips, and share ideas. It is a closed group. When you go to the site: <https://www.facebook.com/groups/1157348070957128/?fref=nf> click on “Join” and your request will be processed by our Facebook administrator.

Facebook site ● Check out the club Facebook page: <https://www.facebook.com/pages/Woodturners-of-St-Louis/292734664135601> and “Like” the page (click on the “Like” icon) to receive updates.



If you enjoy turning wood, making things on your lathe or want to learn more about woodturning then join the Woodturners of St. Louis. Learn and share ideas with like-minded Woodturners of St. Louis. Our chapter normally meets from 1:00pm to 4:00 pm on the fourth Sunday of every month at 8300 Valcour Avenue, St. Louis, MO <http://www.stlturners.com>

American Association of Woodturners• WTSTL is one of 350+ worldwide chapters of the American Association of Woodturners. We encourage you to join this organization. The AAW is dedicated to providing education, information, and organization to those interested in woodturning. You can join the AAW at their site: <http://woodturner.org/member/MemberLogOn.asp>.

Membership comes with access to on-line training information and includes a subscription to the *American Woodturner* magazine. Our club is a chapter of the AAW and we encourage all club members to join the AAW. They have been publishing a great series of on-line woodturning training articles for members that are worth the price of membership by themselves. They have also indexed all of the past AAW magazine articles so you can search and find help with most any issue you have or ideas on your next project.

President:	John Hoeing	314.550.8540	jghoeing@mac.com
Vice President:	Eric Oman	636.248.0069	eric.p.oman@boeing.com
Secretary:	Rob Conaway	314.378.2514	rjconaway@yahoo.com
Treasurer:	Charles Sapp	636.928.0149	cwsapp@charter.net
Newsletter:	Rob Conaway	314.378.2514	rjconaway@yahoo.com
Librarian:	Rich Hinkebein	636.332.2396	kathryna1945@yahoo.com
Questions:	info@stlturners.com		