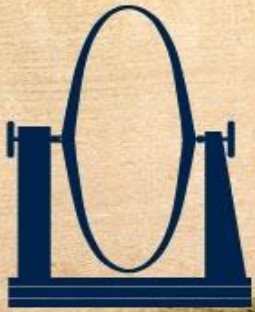


The March 22nd meeting was cancelled due to the shelter in place restrictions due to the COVID-19 pandemic. Check our web site (stlturners.com) for status of the April and future meetings. Your safety and health are important to the WTSTL; thank you for your patience and diligence during this virus outbreak.

Charles Sapp



WOODTURNERS OF ST. LOUIS

A Chapter of the American Association of Woodturners

stlturners.com

February 2020


February Pre-Meeting: Jon Spelbring Demonstrates turning a bowl:

Jon presented a very informative lesson on bowl turning and then allowed attendees to practice.



February Meeting: Rick Madden demonstrates how to construct and turn a stave bowl:

Members have access to written directions via the "Members Only" tab on our [website](http://stlturners.com).



Birds mouth router bits used to cut staves



Staves glued up



Turned staves waiting bottom



Library News • Our library is only open on Sunday at our club meetings and is open to all our paid members for checking out books, videos, and DVD's. The following are new items:

Magazines – American Woodturning issues for January 2020

Book – *Lathe Fundamentals, the Complete Guide* by Rick Peters

Woodworkers Guide to Turning, a back to Basics book

Wood Turning, from Tree to Table, bowls, lamps, and other projects by Bill Bowers

Turning Techniques and Projects from Fine Woodworking

DVD – Pen Turning, volume 2 by Barry Gross

Basic Box Making by Doug Stowe. Donated by a club member- a good DVD but not specifically geared to woodturning.

Our library is a great source of inspiration and knowledge. We typically have around 90 items checked out by members at each meeting. Members can access a complete listing content on the [club web site under the "Members Only" tab](#). Please take advantage of this wonderful club benefit and return items in a timely manner. The large meeting space allows me to spread out the material so you can review and check it out. Please let me know if you have any suggestions to improve our library. All of the magazines have been moved into storage, due to space limitations, with the exception of American Woodturner. Magazines are available upon request. – **Rich Hinkebein**



President's Spin • Penn State Industries is offering 10% off of you total in addition to any other discount. Just be sure to sign in to your account before you order!

We had a lively discussion on lacquer.

Lacquer has been used for centuries to give woodworking projects a tough, durable and water-resistant clear finish.

- The finish can be of any sheen level from ultra matte to high gloss, and it can be further polished as required.
- Surface finishes like lacquer, give the wood no color or darkness. It allows the wood grain to look richer and naturally darken as it ages. If drying time is important, shellac and lacquer finishes dry the fastest followed by water-based finishes.

- Lacquer dries in no more than half an hour, but it must cure completely between coats. Let the newly sprayed wood dry for about 48 hours, or as directed by the manufacturer.
- Brush-on lacquer will dry quickly but is formulated to give you at least a little bit of time to apply and even out the finish. Use a bristle brush, preferably of high-quality natural bristles, to apply the lacquer. Be certain to work quickly adding a thin coat, but don't over-brush your work.

Here are some points brought up by members.

Deft is highly recommended by many of our turners.

Watco is another good brand.

Some also apply a sanding sealer before applying lacquer.

Key is not to sand through the lacquer. That is why you apply many coats.

Use full gloss lacquer then you can buff it to the sheen you want. Using a matte spray has particulates in it that could obscure the grain.

Not a good finish for pieces that will come into contact with water (e.g.: table) - it will cause white spots

Can use a wax on top to make it look less shiny and warmer.

PRES SEZ:

Yeah, the weather is getting warmer so I hope those that have unheated shops are getting anxious to get out there and not have frozen fingers!

It's been great to see that each month we have been seeing new faces to the meeting. We have a lot to offer between our members experience and knowledge and our great library. Be sure to meet and greet as you wander around the room!

To encourage everyone to participate in our community service projects this year, we will be giving each donation a ticket for a gift certificate drawing at the end of the year. This will include the Beads of Courage boxes, Pens for Troops, and the Boxes for Nursing homes. CJAP encourages community service.

I chose embellishment this month for the challenge and I'm excited to see what everyone decided to do. Turning has evolved to such an art form.

Safe Turning everyone.

- Laura Spelbring

Re-Turning to the Community • At our November meeting there will be a gift certificate drawing for members that contribute to our community service programs. **Sixty dollars in Craft Supply gift certificates will be awarded** (\$30 first prize, \$20 second, and \$10 third place winners). For each item that you Re-Turn to the Community you will receive an entry for the drawing. You do not have to be present at the meeting to be a winner. Sign the sheet by the projects at the meeting when you turn in your item noting how many you are submitting and a brief description.

Nursing Home Boxes - This community service project is to make small lidded boxes for individuals in nursing homes. Approximate dimension should be no larger than 3X3 with loose fitting lid. Once we get 30 or more we will deliver them to a nursing home. If you have suggestions for the nursing home, please let Laura know. This will be an ongoing project for 2020.



Pens for the Troops • Since 2004 over 175,000 pens have been crafted for the troops through Woodcraft's Turn for the Troops program. The pens are sent to active duty or recovering military personnel across the globe. In 2018 WTSTL club members turned 30 pens; in 2019

you turned 40 pens; and our goal for 2020 is to turn 50 pens for the program. See Treasurer, Charles Sapp, if you would like to get a pen kit to participate in the program. There is a \$3 deposit for the pen kit but it is refunded when the completed pen is returned. Pens will be delivered to Woodcraft before Veterans Day in November for distribution to the services.

Beads of Courage – Our support for the Beads of Courage program continues with boxes going to Children's Hospital in St. Louis. Recommended interior dimensions are 6" diameter (5" minimum); 5" height (4" minimum). The box should be stable and not tip over easily. Lids should be easy for small or ill children to remove or lift. Finials should be easy for a small child to grasp and not too elaborate. Avoid excessively elaborate designs that may easily break or be damaged. The finish is extremely important – kids that receive them are susceptible to germs/infections/mold. Take the time to ensure you are using a safe finishing process. Please refrain from painting your box; highlight the beauty of the wood with varnish, stain, or burning; allow time for the finish to outgas before delivery.



Your box should indicate it is for the Beads of Courage program. You can wood-burn the information on the box or install a ceramic bead. The bead can be attached anywhere within or outside the box. Beads are available from Ken Bald for \$1.25 each. They are ~13/16" in diameter. For more information check out the BOC [link](#) or talk to Ken Bald.

Demos – We are looking to do demos at school fairs and church bazaars. This is a good way for our club to get out into the public eye for education and possibly for us to earn finances. Please check with your church and your kid's or grandkid's schools for any upcoming events. These are usually free and 1 day events.



Vice President's Report • [Beads of Courage](#): Let's all remember that the Beads of Courage is a program for kids in need. The beads are \$1.25 (13/16" in diameter) and available from Ken at the meetings. Please continue to turn boxes for the program. – **Ken Bald**



Treasurer • An [application](#) for membership is available on the club web site. Renewing and new members are asked to complete the new application form. Forms will also be available at the meeting. Dues are \$30 for an individual and \$40 for a family (up to 3 individuals). Club patches are available from the Treasurer for \$5. – **Charles Sapp**



Club News:

Attendance/Treasurers Report • There were approximately 63 members/guests attending the February meeting.

Secretary • Please make sure you are filling in the card for the Show and Share. Please legibility fill in your full name and any details about the piece. It helps me when I am translating notes and pictures from the meeting. Items without cards will not be noted in the newsletter.

For those entering the president's challenge please select one of the numbers available on the table and legibly add your name and number to the list. Illegible entries will not be noted in the newsletter.

– Jesse Tutterrow

Turning day - Ken Bald will host a turning day on May 16, 2010 - more info to follow.

Club Shirt and Smock Order ● We have located a vendor that will embroidery or iron on vinyl patches of our logo to most items. We will extend the order time to whenever we start holding group meetings at CJAP. The deadline is extended indefinitely at this time. [Polo, sweat, and T-shirts are being ordered and also a smock.](#) If you want to order a shirt/smock you must do so at the March meeting or by email before the cutoff date.

Costs are shown on the order form (links shown below). Descriptions of the items are shown [here](#). If you want to order by email, down load the order form for the item you want, complete the form, and email it to Charles Sapp. Money will be collected when the shirts/smocks are delivered. Options include – logo only; logo plus name – check the order form for prices. If you have other items that you want to have embroidered or vinyl patches ironed on, that is also possible; fill out the order form appropriately and provide the item at the meeting we hold at CJAP. Contact [Charlie Sapp](#) if you have any questions.

Item Order Form

[Polo with embroidered logo](#)

[Polo with vinyl logo](#)

[Sweat Shirt with embroidered logo](#)

[Sweat Shirt with vinyl logo](#)

[T Shirt with embroidered logo](#)

[T Shirt with vinyl logo](#)

[Smock with embroidered logo](#)


[Smock with vinyl logo](#)

Help Needed - We are looking for volunteers to pick up wood for west and north of St. Louis. These people should preferably have a truck and a place to store the wood until the next meeting. Contact Laura if you can assist.

New Members● Woodturners of Saint Louis would like to welcome the following new members:



Roger McFarland
University City MO



Steven Conrad

Neil Dahlen

Linda Dahlen



Joseph Farell

Jerry Rymarquis



Club membership benefit:

One of the benefits to club membership is that the club has negotiated discounts from various companies. One of these companies is Hartville Tool which offers a 15% discount. Below is a message from Hartville Tool:

Hartville Tool Club Member Discount Program Buying Instructions

Discount

The club discount is 15% Off regularly priced items, plus Free Ground Shipping. Some exclusions apply (see Exclusions below).

Ordering Online

Go to our web site (www.hartvilletool.com) and shop as usual. When you are ready to check out be sure to mention that you are a Club Member in the checkout notes at the bottom of the Billing/Shipping Address page, and we'll be sure to give you the discount on all applicable items, as we currently physically review every order that comes through. The discount will not show on your e-receipt, but it will be reflected on the hard copy that comes with your order.

Ordering by Phone or Mail

To help ensure that you receive the special discounted club pricing when ordering by phone or mail, please mention that you are a Club Discount Program participant.

To place an order by:

- * Phone - Call 800-345-2396, Mon. through Fri. 8 AM to 5 PM Eastern time.
- * Mail - Send orders to:

Hartville Tool
Attn: Order Dept.
13163 Market Ave. N.
Hartville, OH 44632

Exclusions

- Discounts apply to regularly priced items purchased directly from Hartville Tool (www.hartvilletool.com) only.
- Purchases made from us via 3rd parties, such as Amazon, E-Bay, etc., will not be eligible for the Club Discount.
- If an item is on sale or special, the member will be given the lower of the prices, either the sale or special price, or the discounted price, but not both. No further discounts will be given and offers cannot be combined.
- Offer also excludes:

Shipping & Handling Charges (if applicable)
Taxes (if applicable)
Gift Certificates/Cards
Custom/Special Order Items
Festool Products.

- All prices and exclusions are subject to change without notice.

Shopping with Amazon Smile ● If you shop on Amazon on a regular basis, please consider shopping on <https://smile.amazon.com>. Just under the search bar is a link to “Supporting”. Follow the links to select your favorite charity. We hope you will select Woodturners of Saint Louis. You will need to shop on the [smile](https://smile.amazon.com/ch/81-1451495) site for a donation to count from now on. Click on this link to go to the WTSTL charity: <https://smile.amazon.com/ch/81-1451495>

In the News ●

The Show Me Turners club’s turning day at Paul Krautmann’s has been canceled due to the COVID-19 pandemic.



St. Charles First Missouri State Capitol / Treadle Lathe ● Due to the COVID-19 pandemic we will not be participating in this event on May 16.

Jeff Hornung will be demonstrating at SWAT on August 28, 29, and 30.

Jeff Hornung will be teaching “[Turning Scottish Style](#)” at John C Campbell folk school August 30 to Sept 5.

[AAW Symposium: Coming to Louisville KY June 4-7](#)

Concerned about the Symposium and COVID-19? [Click Here to see the AAW’s latest statement](#)

Symposium News - **Michael Blankenship** will be demonstrating at the AAW symposium this June.

[Flick of the Week: Mike Waldt explains how he achieves a goblet’s eccentric “knuckles”](#)

[Flick of the Week: Paul Lockwood Goblet](#)

[AAW Turning of the Week: Kalia Kliban Madrone Porringer](#)

[AAW Turning of the Week: John Lucas Twisted Stem Goblets](#)

[AAW Article of the Week: Evolution of a Goblet design](#)

[Chemical Resistance Chart for Latex, Vinyl, and Nitrile Gloves](#)

Save the date, April 26, 2020, for our next Woodturners of St. Louis meeting ● While we may not be meeting as a group at CJAP for a few months, we are certainly glad and grateful that you are a member of the WTSTL and we want to continue to use the club to facilitate and engage you in your art of woodturning.



Your Board has been working on a way to provide you with information and demonstrations while everyone is sheltering in place and practicing social distancing. At our April 26 meeting (*no pre-meeting planned as of yet*), we will be hosting a Zoom meeting that will be open to all of our members and other clubs in the area. Zoom is a video conferencing platform with real-time interaction and content sharing. Now don't panic and say you cannot do it. You can. Your Board held its first Zoom meeting and most had no experience with Zoom but they pulled it off without any issues. Jeff Hornung was a participant in our video conference and explained how the platform is used to host meetings and live interactive demonstrations. Jeff will be our first **REMOTE** demonstrator and you will have a front row seat at your computer or smart phone. Jeff has successfully used this platform for several other clubs at remote sites. Cindy Drozda, Alan Zenreich, Mike Mahoney, Lyle Jameson and many other turners are providing remote demonstrations as a means to make them affordable to clubs and your Board has been investigating them to supplement our local talent. The demonstrations are interactive with talk back and forth between the audience and the demonstrator – not just your typical DVD or YouTube video. The AAW is even talking about remote symposiums in the future!

So what equipment is needed? If you are receiving email then you can do a Zoom video conference. With just a computer, laptop, or smart phone after you join the video conference it will be just like you are at the CJAP meeting – only seeing it on your screen device. Turn on your speakers or plug in your ear buds to hear what is happening. If you have a camera on your computer, laptop, iPad or smart phone you can show your face on the conference screen and also show your work. If you have a mic, then you can interact with all the participants. Your mic will be muted initially but you can unmute it by holding down the space bar or by clicking in the upper right hand corner of your video box.

How does a Zoom meeting work?

1. Prior to the meeting you will receive an email inviting you to the video conference meeting. The email will provide you with a meeting number and a hyperlink to the meeting. Click on the meeting hyperlink and it will take you directly to the meeting. No password will be required for this meeting.
2. Once you are at the video conference page you will need to download and install the Zoom software on your PC if you have not done so ahead of time. So follow those instructions and then join the meeting. You can also download the Zoom software ahead of time.
3. After you join the meeting you will see all the participants.

There will be more information forthcoming about the meeting. We will host a “practice meeting” on April 19, 2020 at 1:00 pm so that you can check out your system, join a meeting, and get any bugs worked out prior to the regular meeting on April 26, 2020 at 1:00pm. Watch for your meeting evite.

Our April 26th meeting will flow just like our in person meetings at CJAP (but snacks will be up to you). Laura will start with the business meeting. We plan to have a Show and Tell segment (if you have a camera you can give the members a quick view of your work or if you take pictures ahead of time and save them on your desktop you can share them with the participants). The President's Challenge segment is still in the works, so we may or may not have that available. After that, Jeff Hornung will take over and do his live interactive demonstration. Everything will be right there in front of you on your screen. You will have the best seat in the house.

In the interim, go to the [Zoom web site](#) and look at some of their tutorials, even sign up for a [free training class](#)! If you have any questions, contact [Jeff Hornung](#) or [Charles Sapp](#). We are looking forward to getting together with you for our remote meeting. Stay safe and stay well. - WTSTL Board of Directors

Calendar of Upcoming Events

Date	Pre-Meeting 11:30 am – 12:30 pm	Meeting 1:00 pm – 4:00 pm
April 26, 2020*	See the above announcement.	
May 24, 2020	TBA	TBA
June 24, 2020	TBA	TBA

President's Challenge Voting / Door Prize entry ticket -. During the break, review the items on the challenge table and write your selection on the back of the one marked "TICKET". Place in the President's Challenge bowl. Your vote for the President's Challenge is also your entry for door prize drawings. An additional door prize ticket will be given to everyone that provides a President's Challenge entry. If you have a President's Challenge Entry, be sure to look for your name on the door prize winners. The additional PC tickets are a different color and will have the winner's name written on the ticket. You will not need the matching stub for it.

Entries for the February President's Challenge

Turn a Vase



Steve
McNeil
Winner



Steve Nagy
Winner























Ken Bald



Rich
Hinkebein



 <p>Wayne Iehl</p> 	 <p>Mike Vogt</p> 	 <p>Rick Madden</p> 	 <p>Bill Eggers</p> 
 <p>Les Krenning</p> 	 <p>Linda Osterwise</p> 	 <p>Jon Spelbring</p> 	 <p>Charles Sapp</p> 
 <p>Laura Spelbring</p> 	 <p>Mark Bradley</p> 		

March President's Challenge – Turn something with embellishment

February Show and Share



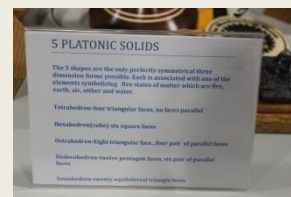
Steve Nagy – Open Segment – Maple & Walnut



Wayne Iehl – Wet (twice) Turned Bowl – Cherry



Jay Li – Turned Apple – Spalted Maple



Alex Nadler – Icosahedron – Walnut, Holly, & Red Heart



Steve & Mark Bradley – Inlay Bowl – Walnut



William Eggers – Twice Turned Puzzle – Maple



Laura Spelbring – Pen – Polymer Clay

Web site● If you have not signed on to the [club web site](#) but want to establish an account send your request to the Treasurer, Charles Sapp. Once your membership is verified, he will contact the web master and an

account will be established for you with a temporary password. When you sign on for the first time you will be able to set your own password. If you would like to be featured on the home page, provide Jon Spelbring with 4 to 6 good quality pictures (640 x 480) of your turnings with the same background. You can also establish your own gallery! If you have any problems with web site operation, downloading, or general suggestions please contact the officers.

Coffee and Cookies● Complementary coffee is available at the meetings. A contribution for cookies is appreciated. Purchases are on the honor system.

Facebook Group ● Our club has a Facebook group that is a great way to post pictures of your work, provide tech tips, and share ideas. It is a closed group. When you go to the site: <https://www.facebook.com/groups/1157348070957128/?fref=nf> click on "Join" and your request will be processed by our Facebook administrator.

Facebook site ● Check out the club Facebook page: <https://www.facebook.com/pages/Woodturners-of-St-Louis/292734664135601> and "Like" the page (click on the "Like" icon) to receive updates.



If you enjoy turning wood, making things on your lathe or want to learn more about woodturning then join the Woodturners of St. Louis. Learn and share ideas with like-minded Woodturners of St. Louis. Our chapter normally meets from 1:00pm to 4:00 pm on the fourth Sunday of every month at 8300 Valcour Avenue, St. Louis, MO <http://www.stlturners.com>

American Association of Woodturners● WTSTL is one of 350+ worldwide chapters of the American Association of Woodturners. We encourage you to join this organization. The AAW is dedicated to providing education, information, and organization to those interested in woodturning. You can join the AAW at their site: <http://woodturner.org>

Membership comes with access to on-line training information and includes a subscription to the *American Woodturner* magazine. Our club is a chapter of the AAW and we encourage all club members to join the AAW. They have been publishing a great series of on-line woodturning training articles for members that are worth the price of membership by themselves. They have also indexed all of the past AAW magazine articles so you can search and find help with most any issue you have or ideas on your next project.

President:	Laura Spelbring	618-698-3627	Laura@spelbring.net
Vice President:	Ken Bald	618.407.1636	KenBald@sbcglobal.net
Secretary:	Jesse Tutterrow	314.896.0429	
Treasurer:	Charles Sapp	636.928.0149	cwsapp@charter.net
Newsletter:	Jesse Tutterrow	314.896.0429	
Librarian:	Rich Hinkebein	636.332.2396	kathryna1945@yahoo.com

Questions: info@stlturners.com