

WOODTURNERS OF ST. LOUIS

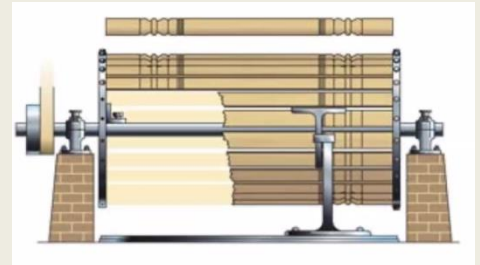
A Chapter of the American Association of Woodturners

stlturners.com
October 2020

October Remote Meeting: The October 25th WTSTL meeting was held remotely due to the Covid-19 pandemic and to protect and keep our members safe. Laura Spelbring led the meeting discussion. Members provided several pictures of their work during the quarantine and those were presented and discussed by each member during Show and Tell. The President will continue to issue a monthly turning challenge as an inspiration to try a project that you would not have tried otherwise. We hope to continue the previous PC program when we resume in-person meetings. Please send a picture of your work (both President's Challenge and other turnings) to cwsapp@charter.net for inclusion in the Show and Tell for the remote meetings and the newsletter. ***When submitting your pictures – provide the type of wood (if known); the finish; the size; and any comments. See the information/format presented on the Show and Tell pictures in this newsletter.***



Art Liestman provided a remote demonstration on therming. Therming has been around for centuries and was known as barrel turning or angular turning and historically used for turning table legs and spindles.



Art started therming with a plywood jig and described how one can construct it to see if they want to pursue therming before investing in a more expensive metal set up that he currently uses.



Art continued the demo by turning three tea pot bodies simultaneously on his jig. Each piece was initially about 2.375" x 3/75" x 4". Profiles were sketched on the blank to give an idea of the final shape which would be formed by turning on all four sides.



Two steel plates
with centre shaft



The pieces were mounted in the jig and a red line drawn on each end to indicate the depth of the screws used for securing the piece. Deep parting cuts further defined where to stop turning. Then, using a spindle roughing gouge, Art smoothed off the first side to the rounded shape of the tea pot.




The piece was then removed from the jig, rotated 180 degrees, screwed back to the jig, and remounted on the lathe. Depth of the screws was again marked and the second profile turned.

side.


One more time the blank was removed, rotated, and secured to turn the fourth side. The shape you want to achieve is sketched on the blank and the waste material turned away for the final form.



The top and bottom are marked, piece sanded, and disassembled. The outside is now completed.



Before hollowing, locate and mark the center on the top and the bottom. The new centers dictate where to mount; NOT the old holes. The shape may/will move the center point!



Turn tenon for hollowing and remove waste wood below bottom

Remove wood from the bottom and apply a finish.

After hollowing, shape and attach handle and spout. Shape a lid.

Art described other shapes that can be achieved with therming and then cut and glued back together. He also described his process of applying airbrush thickness acrylic paint to highly figured wood and then sanding to enhance the grain patterns. Art challenged the



Larger, but similar shape

Tenons turned, (top and bottom), Cut in half, hollowed (up and down), rejoined, and textured (off lathe).

members to turn an ornament using his paint/sanding enhancing technique.

More information on therming can be found in the April 2010 AAW Woodturner magazine. Thanks to Art for sharing his skills on a new (probably to most members) approach to



turning. www.Artliestman.com

Remote meetings● At this time COVID-19 restrictions continue to evolve and change. We do not know when we will be able to resume group meetings at CJAP. When we do, the environment will be different. Your Board continues to work on the club mission of providing woodturning education and information and thanks you for your patience and support of the remote meetings. We plan to continue meeting remotely through February 2021 to protect and keep everyone safe. Bob Goulding is scheduling a robust Interactive Remote Demonstration program for you so that you can participate while we are meeting remotely and face to face when we resume meetings.

Our November 22nd meeting will be remote Annual Wine and Cheese on the Zoom platform. There is a lot of important business and activities to take place and we hope that you will participate: election of officers; dues for 2021; virtual ornament exchange; door prizes; and prize winning activities. See other articles in the newsletter for more information. There is no meeting in December so you can enjoy the holidays and then we have Jason Clark scheduled for a January 2021 remote demonstration. Jason was a demonstrator at the Woodturners World Wide Symposium and a talented, entertaining individual. Members can participate in the IRDs for no charge, but there is a \$10 fee for **nonmembers** to participate in the Clark demonstration. Meeting information with the link will be emailed about a week before the meeting. Please sign on to the meeting with your full name for verification against our roster.

If you are a non-member and would like to participate in the event, register on the club web site: www.stlturners.com.



Library News • Material will be available when we resume our in-person meetings. In this extended time of remote meetings, please keep track of any material that is checked out to you. Material can be mailed back to Rich in the interim if you wish. His contact information is available on the web site under the “members only” tab / picture roster. – **Rich Hinkebein**



President's Spin • Happy Halloween! May the ghosts and goblins stay away! I can't believe the year is nearly over with just our holiday party next month. I really enjoyed our last demo with Art Liestman doing therming. I hope that when I'm truly settled in my new place that I can make a therming jig. As a spindle turner who also does off center turning this technique is very interesting. It is really great to see so many of you participating in our Zoom meetings.

With that said, Bob Goulding will surely be missed. He has done a great job with getting interesting demonstrators. He has even been our demonstrator many times throughout the years. He is a wealth of information. He was a fantastic president and instrumental in getting us to CJAP. His wife, Sharron, helped us every year at the picnic.

Ernie Guhl, the top man, will also be missed. He was a great turner. I was very impressed with his miniature collection.

Hope to see you all at the holiday party with your ornaments, wine and cheese!

Stay safe and happy turning. - **Laura Spelbring**

November officer election • A slate of nominees was presented to the members at the October meeting. Steve Reynolds, President (1 year term to fill our Laura's term); Ken Bald, VP; Linda Osterwise, Secretary; and Charles Sapp, Treasurer. Nominations will also be accepted from the floor at the Nov meeting. Contact any of the current Board if you are interested.

We also have these positions to fill .

- NEWSLETTER EDITOR – The editor is responsible for collecting articles, editing, and assembling the club newsletter.
- AV Operator – The operator is responsible for setup/breakdown of the AV equipment for each meeting. We would like for at least 2 people to fill this role so a backup is available. We do have a mentor to get you trained.

President's Challenge

The President will continue to issue a challenge each month as inspiration to turn an item that you would not have tried otherwise. Since your turnings cannot be reviewed by the membership to select a winner, please include pictures of your work along with your other Show and Tell items. Email pictures to cwsapp@charter.net for our remote meeting and newsletter.




November President's Challenge - Turn an Ornament

Re-Turning to the Community ● At a future meeting there will be a gift certificate drawing for members that contribute to our community service programs. Sixty dollars in Craft Supply gift certificates will be awarded (\$30 first prize, \$20 second, and \$10 third place winners). For each item that you Re-Turn to the Community you will receive an entry for the drawing. You do not have to be present at the meeting to be a winner. **(NOTE: Please continue to work on these items but hold on to your turnings until we start meeting in-person).**

Nursing Home Project: This community service project for our members is to make small lidded boxes for individuals in nursing homes. Approximate dimension should be no larger than 3X3 with loose fitting lids. If you have suggestions for the nursing home, please let Laura know. This will be an ongoing project for 2020.



Beads of Courage – Our support for the Beads of Courage program continues with boxes going to Children's Hospital. Check out their [link](#) or talk to Ken Bald for more information.



Pens for the Troops ● Since 2004 over 175,000 pens have been crafted for the troops thru Woodcraft's Turn for the Troops program. The pens are sent to active duty or recovering military personnel across the globe. In 2018 WTSTL club members turned 30 pens; in 2019 you turned 40 pens; and our goal for 2020 is to turn 50 pens for the program. See Treasurer, Charles Sapp, if you would like to get a pen kit to participate in the program. There is a \$3 deposit for the pen kit but it is refunded when the completed pen is returned. If possible, the pens will be delivered to Woodcraft before Veterans Day for distribution to the services. However, this is a year-round program so delivery will depend on COVID-19 restrictions and resuming meetings. **(NOTE: In the interim if you want to be turning pens for this program you can use pen kits that you currently have and they will be swapped out for a pen kit when you turn in a completed pen. Slimline pen kits will be swapped, but you can submit any kit that you want. If you want to pick up pen kits, contact Charlie Sapp to make arrangements for pick up.)**



Basket of Hope ● Thanks to everyone that donated items for the foundation auction to raise funds. The organization is most appreciative. You can bid on these and other items with their on line auction at:

<https://e.givesmart.com/events/hRR/>





Vice President's Report • [Beads of Courage:](#) Let's all remember that the Beads of Courage is a program for kids in need. The beads are \$1.25 (13/16" in diameter) and available from Ken. Please continue to turn boxes for the program.
– Ken Bald



Treasurer • The web site has been updated to accept electronic membership applications and payments. If you prefer to complete and mail a paper [application](#), it is available and can be down loaded from the club web site. Renewing and new members are asked to complete the new application form. Club patches are available from the



Treasurer for \$5. – Charles Sapp

Club News:

Attendance/Treasurers Report • There were approximately 35 participants at the October remote meeting.

Memorial • Ernie Guhl passed away on Oct 5, 2020. He was a long time member of the WTSTL and known for his top turning and generosity. He had turned well over 8000 tops; each one numbered. He enjoyed eating at Bread Co and giving his tops to kids. He will be missed.



Wishing the best to Bob Goulding • Bob and his wife, Sharron, are moving to Colorado to be closer to family members. Bob has been a long time member of the club, served as President from 2014-2015, is responsible for securing CJAP for club meetings; currently serving as club Secretary and Demonstration Coordinator; photographer for the Segmented Symposium, regional demonstrator,... Thanks Bob for all your support and contributions to the WTSTL and community!



New Member • Please join me in welcoming new member: Steve Massman from Wildwood, MO



November Meeting – Remote Wine and Cheese Social, Ornament Exchange &

Election • At the November meeting members will have the opportunity to exchange ornaments that they have made. If you would like to participate, just email a picture of your ornament to Charles Sapp by Nov 19th. The ornament can be simple or complex. Participants will “spin a wheel” to pick an ornament made by another club member. We hope to have your ornament in the exchange. (Ornaments will be physically exchanged when we start meeting in person or earlier if you make arrangements with each other.) You can turn an ornament for show and tell and not enter the exchange if you prefer (make a note along with your picture submittal).



Help the Club win a free demonstration – Alan Stratton of www.aswoodturns.com hosts an annual Christmas ornament challenge. There is typically no prize, just the satisfaction of showing your turning. However, this year due to the pandemic and need for IRDs, Alan is offering a FREE IRD to the club with the most participants! **The 2020 ornament submission period is open from November 1st thru November 30th**. If you are turning an ornament for the club exchange or just turning an ornament for your family or personal satisfaction, please enter it in Alan's challenge.



The rules and entry form can be found at <https://www.aswoodturns.com/challenges/>. Note – the entry does not have to be a turning. Any craft – woodburning, carving, wood, felt, etc. are welcome but it must have been made for this season. Contact Charlie Sapp if you have any questions.

Dues 2021 • The Board is recommending an increase in dues starting January 1, 2021 to \$35 for individual and \$45 for family (up to 3 in the same household).

Current members renewing and individuals joining by December 31, 2020 would be offered the current rate of \$30/\$40 for membership as recognition and thanks for staying involved during the pandemic. Your support is greatly appreciated.

The club started the year with a healthy fund balance due to income in 2019 from Boeing volunteer contributions and an increase in the average number of members, about 35 new members. The club was well positioned to continue the high level of service and host, *with no additional charge*, remote interactive demonstrations for club members when the Covid-19 pandemic shut down our in-person meetings. In 2020 club expenses exceeded income, but thanks to our fund balance operations continued uninterrupted.

The Board anticipates that remote meetings and demonstrations will continue until at least the spring and possibly longer. Membership is not expected to remain at the current 111 members, but may drop significantly, thus decreasing our income. To maintain a healthy fund balance for continued operation, the Board is recommending the increase in dues starting Jan 1, 2021. This allows current and new members to renew membership at the current rate for 2021. Interactive demonstrations will continue to be free to our members. Non-members will pay a \$10 fee per demonstration. Once we resume meeting in person, the Board plans to continue Zoom broadcasts of meeting demonstrations. To do so may require additional audio-visual equipment be purchased.

Financial information on 2020 is available under the members tab on the [club web site](#). Members will vote on the proposed dues at the November meeting. The Board asks for your support on this issue. If you have any questions before the November meeting, please contact a Board member. Thanks again for your support of the WTSTL.

Turning Days / Mentoring • The Board recognizes the value of hands-on and one-on-one instruction. Ken Bald is offering a hands-on workshop program at his shop. It will be one turner at a time; you must provide your project, tools, and face shield; a mask must also be worn; and new turners will be given priority. Make arrangements ASAP with Ken (618.407.1636) to participate. Several of our members have taken advantage of this opportunity and provided very positive feedback on Ken's knowledge and instruction.




Club Shirts/Smocks● Our order has been placed on hold as many suppliers are out of stock due to the pandemic and shut downs. You will be notified when we plan to complete the order and at that time you will be able to finalize your order. No pre-payments have been accepted at this point in time.

Free Wood● In addition to the wood that Jon and Laura passed on to Ken from their shop when they moved, Ken has some Osage Orange that has been drying for forty years. If you want some of the wood, contact Ken Bald at 618.407.1636 or kenbald@sbcglobal.net. You must make arrangements with Ken to pick up the wood at his farm.



Amazon Smile● Thanks to those that are using Amazon Smile for their orders and selecting Woodturners of Saint Louis as their charity. We are receiving quarterly donations from the Amazon Foundation thanks to them and you. There is no added fee when you make your order and it does help the club.

Help bring joy this season

Buy your gifts at smile.amazon.com
or with AmazonSmile ON in the app
and Amazon donates




Shopping with Amazon Smile ● If you shop on Amazon, please consider shopping on <https://smile.amazon.com>. Just under the search bar is a link to “Supporting”. Follow the links to select your favorite charity. We hope you will select Woodturners of Saint Louis. You will need to shop on the smile site for a donation to count from now on. Click on this link to go directly to the [WTSTL charity](#).

Calendar of Upcoming Events

Date	Pre-Meeting 11:30 am – 12:30 pm	Meeting 12:30 pm – 4:00 pm
November 22, 2020	No pre-meeting.	Interactive meeting, ornament exchange, election, door prizes, other activities, enjoy a glass of wine or your favorite beverage in the comfort of your home in front of the computer screen with other WTSTL members
December 2020	No meeting. Enjoy the holiday with family and friends – even if it is remote.	
January 24, 2021		Interactive remote meeting with Jason Clark demonstrating.

Symposiums / Events • Last week Record Power hosted a free remote demo with Theo Haralampou turning a letter opener. This week he turned a toy VW car. There were nearly 400 participants on each event. Google Record Power if you are not on their mailing list for the demos. Next week Theo will be turning an 8 pointed star.

The Toronto Woodworking Show that will be held Nov 6-8. Theo will be one of the presenters. Other sessions will be on band sawing, woodworking, CNC,.... Limited free tickets are available: <https://woodshows.com/>

Facebook site • Check out the club Facebook page:

<https://www.facebook.com/pages/Woodturners-of-St-Louis/292734664135601> and “Like” the page (click on the “Like” icon) to receive updates. You can also post your pictures on this site.



Facebook Group • Our club has a Facebook group that is a great way to post pictures of your work, provide tech tips, and share ideas. When you go to the site: <https://www.facebook.com/groups/1157348070957128/?fref=nf> click on “Join” and your request will be processed by our Facebook administrator. It is a closed group and only seen by members.

October Remote Show and Tell



Turner: Don Eskridge

Wood: Ash

Finish: Watco Danish Oil

Size: 6" long x 3" wide x 1.6" tall

Comments: Wings are .1" at the bowl and .2" at the end.



Turner: Wayne Iehl

Wood: Unknown

Finish: Water based poly & enamel

Size: 11" diameter x 3" tall

Comments: Outside design was burnt in; inside design was heat transfer of Xerox print.





Turner: Wayne Iehl

Wood: Bowl is birch; Acorn is apple base, walnut top with burnt design

Finish: Lacquer

Size: Bowl - 8" diameter x 5" tall

Comments: Outside bowl design was burnt in; void filled with branches, sawdust, and glue.



Turner: Charles Sapp

Wood: Aspen

Finish: Lacquer and Beal Buffing

Size: 4" x 8"

Comments: Ash catcher for incense. Can also be a candle holder or whatever.






Turner: Charles Sapp

Wood: Walnut

Finish: Lacquer

Size: 8"

Comments: Saturn bowl demonstrated by Jason Clark at the WWW symposium. Each ring and the bowl is free to turn within the other yet is "one piece".



Turner: Charles Sapp

Wood: Ash

Finish: Lacquer

Size: 10" long x 6" wide



Comments: Demonstrated by Rudy Lopez at Sept meeting. Challenge is to get it balanced so wings are equal thickness. Wood burning technique based on demo by Laurent Niclot at WWW symposium with dry brush silver/gold highlights.





Turner: Bob Goulding

Wood: Cherry

Finish: Deft Spray Lacquer

Size: 10" x 3.5"

Comments: Fruit bowl



Turner: Bill Love

Wood:

Finish:

Size: 92" long x 25" wide


Comments: Three drawers on each end.





Turner: Tom Zeller

Wood: Ash, Sweet Gum,
Amur Corkwood, and
Cherry



**Show and Tell items are now featured on a
slide show on the club web site home page.
Check it out!**

www.StlTurners.com

Web site● Updates have been made to the club web site. If you have not signed on to the [club web site](#) but want to establish an account send your request to the Treasurer, Charles Sapp. Once your membership is verified, he will contact the web master and an account will be established for you with a temporary password. When you sign on for the first time you will be able to set your own password. **Items submitted for the Show and Tell are now being displayed on the home page of the web.** Provide Charlie Sapp with good quality pictures (640 x 480) of your turnings. You can also establish your own gallery! If you have any problems with web site operation, downloading, or general suggestions please contact the officers.

If you enjoy turning wood, making things on your lathe or want to learn more about woodturning then join the Woodturners of St. Louis. Learn and share ideas with like-minded Woodturners of St. Louis. Our chapter normally meets from 1:00pm to 4:00 pm on the fourth Sunday of every month at 8300 Valcour Avenue, St. Louis, MO <http://www.stlturners.com> **We are currently meeting remotely during the COVID-19 pandemic. We have remote meetings and demonstrations scheduled for the next few months. We will relaunch when we can safely meet face to face and social distancing makes it practical. We hope that you will join us for our remote meetings and in-person in the future.**

American Association of Woodturners● WTSTL is one of 350+ worldwide chapters of the American Association of Woodturners. We encourage you to join this organization. The AAW is dedicated to providing education, information, and organization to those interested in woodturning. You can join the AAW at their site: <http://woodturner.org/member/MemberLogOn.asp>.

Membership comes with access to on-line training information and includes a subscription to the *American Woodturner* magazine. Our club is a chapter of the AAW and we encourage all club members to join the AAW. They have been publishing a great series of on-line woodturning training articles for members that are worth the price of membership by themselves. They have also indexed all of the past AAW magazine articles so you can search and find help with most any issue you have or ideas on your next project.

President:	Laura Spelbring	618.698.3627	Laura@spelbring.net
Vice President:	Ken Bald	618.407.1636	KenBald@sbcglobal.net
Secretary:	Bob Goulding	636.745.2333	bobisturner@yahoo.com
Treasurer:	Charles Sapp	636.928.0149	cwsapp@charter.net
Newsletter:	Charles Sapp	636.928.0149	cwsapp@charter.net
Librarian:	Rich Hinkebein	636.332.2396	kathryna1945@yahoo.com

Questions: info@stlturners.com