

WOODTURNERS OF ST. LOUIS

A Chapter of the American Association of Woodturners

stlturners.com
February 2021



February IRD● Jeff Hornung turning a Scottish Ring Handle Bowl. Jeff's project was inspired by a design found in Robin Wood's book, *The Wooden Bowl* - a broken piece of pottery found in archeological diggings. The blank can be any size and is turned like a standard cross grain bowl.



After mounting on a worm screw, the outside was turned. A bead was formed and a tenon turned on the bottom. The focus then turned to shaping the bowl – getting a flow from the area above the ring to the area below the ring. The piece was then mounted on the tenon and the inside hollowed.



Handle location was then marked on each side (aligning with the grain for strength) and cut using a pull saw. A band saw was then used to remove the bulk of the ring material between the handles, taking care not to cut into the bowl.



Arbortech cutters, Dremmel with burrs, or other tools with sanding pads are used to finish the "ring" removal and smooth the upper and lower areas of the bowl. A hand drill or burrs can be used to remove the center of the handle (careful not to twist and snap off the ring). A sanding belt cut into ¼" strips can be used as a bow to sand the rings into a circular shape (the cloth backing is more durable than standard paper backing).



A jam chuck/Cole jaws/rubber chucky ... can be used to turn off the tenon. Rotate the piece to make sure the handles do not hit the tool rest and keep your arm/hand behind the tool rest. Leave a thin shoulder outside the final connecting piece of wood so that any tear out or damage to the fibers can be easily cleaned up. A Jacobs's chuck mounted in the headstock with a sanding disk makes for easy clean up of the bottom and finish sanding.



Jeff often uses reactive paints on the bowl to give the illusion of aged metal. This was an amazing demonstration with a technique that combines turning and carving.

Jeff is a WTSTL club member, international turning demonstrator, and owner of [The Walnut Log](http://TheWalnutLog.com). Check his web site for products and classes that he offers.

WTSTL remote meetings● We plan to continue meeting remotely through June 2021 to protect and keep everyone safe. We are scheduling a robust Interactive Remote Demonstration program for you so that you can participate while we are meeting remotely and face to face when we resume meetings.

- Theo Haralampou March 28 TBD (watch the web site for updates)
- Rebecca DeGroot April 25 TBD (watch the web site for updates)

Members can participate in the IRDs for no charge; there is a \$10 fee for **nonmembers**. Meeting information with the link will be emailed about a week before the meeting. Please sign on to the meeting with your full name for verification against our roster. If you are a non-member and would like to participate in the event, register on the club web site: www.WTSTL.com.



President's Spin ● TPO ---- Thinking Planning Organizing: I like making sawdust and having a bowl or piece of furniture come out of the process is a bonus.

Unfortunately life happens. So dealing with family issues and getting cataract surgery has put a real limit on my shop time. Trying to make lemonade from these lemons is a bit tough but the best I can do is TPO. I used to pencil in TPO to my desk planner when I saw that some thinking, planning, and organizing was going to be needed to move forward on a project. If you find yourself in a similar situation for any reason I can recommend this approach. Rather than simply daydreaming about what you would like to be working on practice TPO. Take notes, gather information, mentally work through the steps, check your supplies, schedule some maintenance, read up on techniques (or look over videos), and get ready to make sawdust. This is the best I have been able to come up with recently. But even if you are getting unrestricted access to your shop sometimes a little TPO can help out too. - **Steve Reynolds**



Vice President's Report ● [Beads of Courage:](#) Let's all remember that the Beads of Courage is a program for kids in need. The beads are \$1.25 (13/16" in diameter) and available from Ken. Please continue to turn boxes for the program. - **Ken Bald**



Treasurer Report ● The web site has been updated to accept membership applications and payments. If you prefer to complete and [application](#), it is available and can be down loaded from the club web



Renewing and new members are asked to complete the new application to our Facebook page has also been added under the sponsors list. We currently have over 90 members and hope you will renew your membership/ join us. Club patches are available from the Treasurer for \$5. -

Charles Sapp

electronic mail a paper site. form. A link



Secretary Report • Feb 28th Remote Meeting: Officers present at the Nov 22, 2020 monthly meeting were: Steve Reynolds, President; Ken Bald, VP; and Charles Sapp, Treasurer, Linda Osterwise, Secretary. In addition, there were approximately 41 members present.

1. Several pre-meeting discussions were held – one of which centered on boiling down maple syrup.
2. Upcoming activities:
 - a. Virtual Shop Tour with Steve Reynolds on Sunday, March 7th from 7:00 to 8:00 PM
 - b. Resin discussion with Linda Osterwise on Wednesday, March 17th from 7:00 to 8:00 PM
 - c. IRD with Theo Haralampou during Sunday, March 28th meeting. Sign-in time for the meeting is 12:30 Central. Business meeting starts at 1:00 PM and IRD begins at 2:00 PM
3. Quote for the day: “Burls are like a box of chocolates” by Steve Reynolds
4. It was suggested that we set up a meeting to discuss burls
5. Jason Clark’s Saturn Bowl (the one made in the January demo) was auctioned off live during the meeting with fiercely, friendly competition between several of the members.
6. Ken Bald discussed the parting tool that he created to replicate the tool Jason used while making his Saturn bowl
7. The Stubby lathe and accessories were sold to a club member. Arrangements are being made for pick up at CJAP.
8. Amazing Show & Tell projects
9. Steve Nagy asked about how he could prevent the resin coloring he used in his bowl from bleeding into the wood. Rick Madden indicated that he used Shellac to seal the Mickey Mouse cut outs in a bowl he made earlier. Another suggestion made was to use flexible super glue.
10. Jeff Hornung presented his demo on the Scottish Bowl with handles
11. The meeting was adjourned - **Linda Osterwise**



Club News:

Attendance/Treasurers Report • There were approximately 45 participants at the February 2021 remote meeting.

Dues 2021 • Membership runs from Jan 1 to Dec 31. Dues are \$35 for individual and \$45 for family (up to 3 in the same household)

Interactive remote demonstrations (IRD) will continue to be free to our members. Non-members will pay a \$10 fee per demonstration. Once we resume meeting in person, the Board plans to continue Zoom broadcasts of meeting demonstrations.

The Feb Remote Sharpening Seminar was well attended by members and visitors. Jeff Hornung and Tom Zeller presented information on grinders, types of abrasives, fixtures, tip shapes, and covered the actual sharpening of gouges, skews, and parting tools. Some of the take-aways:

- Sharp is sharp. Once a wire edge is developed the tool is sharp. Going to a finer grit does not make it any sharper; it refines the edge which can give a better finishing cut.
- CBN wheels perform better at 1750 RPM or greater; diamond wheels should be used on really slow grinders like the Tormek.



- For jigs like the Wolverine – the extend length defines the nose of your gouge; the leg angle defines the pitch of the wing (smaller angle the more open the wings; the larger the angle the more wrap of the wings and a more aggressive cut – note that Thompson tools are designed for the larger angle on the leg and perform better with that grind)
- Do not put a tool handle in the “V” pocket of a jig. Only use the “V” pocket with the Wolverine jig.
- Good video by Jeff’s mentor – [Sharpening Demystified](#) by Kirk DeHerr
- Tool steel determines the finest grit that is effective: M2/250; M42/400; and Thompson (powdered metal)/250 grit.
- 80 grit wheel is all that is needed for keeping a good edge on your tool for roughing out as the edge disappears very quickly. Finer grits are used for finishing cuts.

Thanks to Jeff and Tom for preparing and presenting a very educational mid-month seminar. A video of the session is available at: [Sharpening Seminar Video](#) until March 14, 2021.

Mid Month Seminars • Linda Osterwise will host a seminar on resins (**Mar 17**) from 7-8 pm. There is no fee for participating and it is open to everyone. Zoom link information will be emailed during the week prior to the seminar. If you are not a member of the WTSTL and would like to participate, send an email to [Charles Sapp](#) requesting meeting information. The seminar will cover the basics of casting, molds, use of pressure pots, and different resin types.




Community Programs • Please continue to work on these items but hold on to your turnings until we start meeting in-person. For more information on these programs check the web site.

- **Nursing Home Project:** This community service project for our members is to make small lidded boxes for individuals in nursing homes. Approximate dimension should be no larger than 3X3 with loose fitting lids.



- **Beads of Courage** – Our support for the Beads of Courage program continues with boxes going to Children’s Hospital. Check out their [link](#) or talk to Ken Bald for more information.



- **Pens for the Troops** • See Treasurer, Charles Sapp, if you would like to get a pen kit to participate in the program. There is a \$3 deposit for the pen kit that is refunded when the completed pen is returned. In the interim if you want to be turning pens for this program you can use pen kits that you currently have and they will be swapped out for a Slimline pen kit when you turn in a completed pen.



Positions to Fill •

- **NEWSLETTER EDITOR** – The editor is responsible for collecting articles, editing, and assembling the club newsletter.
- **AV Operator** – The operator is responsible for setup/breakdown of the AV equipment for each meeting. We would like for at least 2 people to fill this role so a backup is available. We do have a mentor to get you trained.

ZOOM● The club purchased a Pro Level account with Zoom so that we can host our meetings and other off-meeting events. Provided it does not conflict with any of our club events, the account can be used by members. If you would like to schedule a remote meeting send an email to webmaster@wtstl.com. Club events take priority.

Mentoring● The Board recognizes the value of hands-on and one-on-one instruction. A new page has been added to the web site (under the member's only tab so you must log on to the site) with a list of members that offer mentoring to members. It will be one turner at a time; you must provide your project, tools, and face shield; a mask must also be worn. Make arrangements with the mentors to participate. Several of our members have taken advantage of this opportunity and provided very positive feedback on the mentors knowledge and instruction.

Club Shirts/Smocks● Our order has been placed on hold as many suppliers are out of stock due to the pandemic and shut downs. You will be notified when we plan to complete the order and at that time you will be able to finalize your order. No pre-payments have been accepted at this point in time.


Amazon Smile● Thanks to those that are using Amazon Smile for their orders and selecting Woodturners of Saint Louis as their charity. We are receiving quarterly donations from the Amazon Foundation thanks to them and you. There is no added fee when you make your order and it does help the club.

Shopping with Amazon Smile ● If you shop on Amazon, please consider shopping on <https://smile.amazon.com>. Just under the search bar is a link to "Supporting". Follow the links to select your favorite charity. We hope you will select Woodturners of Saint Louis. You will need to shop on the smile site for a donation to count from now on. Click on the AmazonSmile logo to go directly to the WTSTL charity site.



New Members● Please join in welcoming our new members:

Ray Strickland from University City, MO



Nick Schirz from Greenfield, IL





In Memory● [Cecil Robertson](#) passed away on Feb 16, 2021. Cecil was a woodworker, turner, Systems Analyst, Army veteran, Professor at Webster University, and teacher. He was well known for making [Windsor chairs](#) and taught many classes on the subject. His obituary can be found at [Travis-Noe Funeral Home](#).



George McNeil passed away on Feb 25, 2021. He was a member of both the WTSTL and the Lincoln Land Woodturners.

AAW Member Initiated Petitions● Member initiated petitions are a means for every AAW member to bring forward issues that should be considered by all the members. Signatures are being solicited for two member initiated petitions:

- [Petition #1: To remove Gregory Schramek from the Board of Directors of the AAW](#) and
- [Petition #2: To Reinstate By-Law 5.16\(d\) that protects the members' fundamental right to attend Board Meetings.](#) (You do not have to be a member of the site to sign the petition. Petition signatures are solicited on the left hand side of the web page.)

Background on each of the petitions can be found at: [Member –Initiated Petitions](#). Links in the document will also take you to the signature page for each of the petitions. Signing the petition is NOT a vote for the petition. It is just your support that the matter should be brought to **all the members for a vote**. Each petition must be individually signed. A qualified petition requires 10% of the general members for removal of a director or change in the by-laws. The AAW has posted information on the [petition to remove a director](#). However, the AAW has not posted any supporting information on the second petition which addresses the board's action that removed your right as a member to attend/participate in their meetings (a right that was established in the by-laws for over 35 years).

When sufficient signatures are obtained and the petitions submitted to the AAW, their board must then notify the membership of the petition, provide a forum on the AAW website for discussion, and establish a ballot for members to register their vote. Members must be notified of the Special meeting (However, with the recent by-law change enacted by only the board, AAW members will NOT be able to participate in the meeting.)

AAW 2021 Symposium● The Symposium in Omaha has been cancelled due to the risk involved with a large number of people assembling. They are moving ahead to create a virtual symposium with demonstrations, trade show, instant gallery,

AAW Educational Opportunity Grant (EOG) ● A WTSTL educational grant request, submitted by our President Steve Reynolds, was awarded \$750 from the AAW for funding our remote demonstrations and upgrading our audio visual equipment for enhanced viewing at our future in-person meetings and remote sharing with members. If you have experience in A/V equipment and set up, your input would be appreciated. Contact any of the board members to volunteer.

Calendar of Upcoming Events

Date	Pre-Meeting 12:30 pm – 1:00 pm; logon and socializing	Meeting 1:00 pm – 4:00 pm
March 7, 2021	WTSTL – Steve Reynolds shop tour 7-8pm Zoom; no fee, open to everyone	
March 17, 2021	WTSTL - Linda Osterwise: Working with resins seminar 7-8pm Zoom; no fee, open to everyone	
March 18, 2021	Lincoln Land Woodturners – Segmented turning with Steve McNeil	
March 28, 2021	WTSTL - Zoom meeting opens for socializing at 12:30pm	WTSTL – IRD with Theo Haralampou – Turning a Bowl within a Bowl
April xx, 2021	Midmonth meeting tbd	
April 25, 2021	WTSTL – Zoom meeting opens for socializing at 12:30pm	WTSTL – IRD with Rebecca DeGroot – Walking mushrooms

Video Events ●

- Record Power hosts a weekly free live Zoom woodturning session. If you would like to participate, send an email to MikeD@recordpower.co.uk with RSVP in the subject line. You will receive Zoom information prior to the event.
- [Craft Supply](#) has posted several videos on their site.
- Here are [17 Best Safety Practices to incorporate while at your lathe](#).

●Facebook site ● Check out the club Facebook page:

<https://www.facebook.com/pages/Woodturners-of-St-Louis/292734664135601> and “Like” the page (click on the “Like” icon) to receive updates. You can also post your pictures on this site.



Facebook Group ● Our club has a Facebook group that is a great way to post pictures of your work, provide tech tips, and share ideas. When you go to the site:

<https://www.facebook.com/groups/1157348070957128/?fref=nf> click on “Join” and your request will be processed by our Facebook administrator. It is a closed group and only seen by members.

February Remote Show and Tell



Turner: Tom Lossos

Wood: Maple and
Bubinga

Finish: Walnut oil and
bees wax

Size: 5.5" tall

Comments: 73 pieces



Turner: Sean Follis

Wood: Ash

Finish: General Finishes
Arm-r-Seal

Size:

Comments:





Wood: Box Elder

Size: ~4" diam x 2" tall

Finish: Myland



Lester Krenning



WOODTURNERS
ST. LOUIS



Turner: Wayne lehl

Wood: 2 are Apple; 4 are Walnut

Finish: Walnut oil

Size: ~10"

Comments: Scoops and spatulas

WOODTURNERS
ST. LOUIS




Turner: Wayne Iehl

Wood: 3 are Apple;
other 2 unknown

Finish: Walnut oil

Size: ~10"

Comments: Spurtles –
traditional Scottish
porridge stirring tool




Wood: Silver Maple

Size: 13" x 6"

Comments: Turned using
a Nova ring plate which
allows for offset turning
to highlight different
parts of the wood.



Tom Zeller





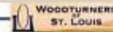
Wood: Maple

Size: ~2 1/2 "x 2"

Finish: Lacquer



Lester Krenning



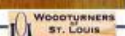
Wood: Base unknown;
Maple top (dyed); Walnut
knob

Size: ~ 5" diam x 6" H

Comment: Knob is
textured, painted black,
highlighted with gold
gilder's rub. Airbrushed
leaves.



Lester Krenning





Wood: Walnut

Finish: Watco Medium
Walnut Danish Oil

Size: 12" diameter

Comment: Dish




Turner: Alex Radetic

Wood: Walnut bowl

Finish: Watco Medium
Walnut Danish Oil

Size: 6" diameter

Comment: Bowl



Wood: Poplar burl

Size: ~8" diam


Finish: Myland



Lester Krenning

Wood: Katolox (pen
blank)

Comment: Magnesium
fire starter kit from Craft
Supply





Wood: Walnut

Size: 8" diameter

Comment: Dish



Turner: Alex Radetic

All pieces finished with
Watco Medium Walnut
Danish Oil

Wood: Walnut


Size: 3" diameter

Comment: Ring dish



Wood:
Walnut
bowl

Size: 6" diameter



Wood: Cherry

Size: 16" diam

Comment: Stone Inlay



Jerry Rymarquis



Wood: Cherry

Size: 6" diam x 7"H

Comment: Oak leaf
carvings





Wood: Zebra, Sapele,
Purple Heart, Wenge,
Maple, and black veneer




Jerry Rymarquis



Wood: Many

Size: 7.5"x7.5"

Comment: Scraps
glued up



Turner: Andy Seckinger

Wood: Dry Osage Orange

Finish:

Size: 14" diameter x 5" H

Comments: Old wood
and hard as nails. Flex
super glue used on bark
inclusion.





Wood: Walnut, maple, ebony,...

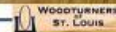


Lester Krenning

Comments: Mini memorial urns.

Wood: Walnut, maple,...

Comments: Tops with concave plater for spinning.



Turner: Wayne Iehl

Wood: 5 are Apple; other unknown

Finish: Walnut oil

Size: ~10"

Comments: Spurtles – traditional Scottish porridge stirring tool with wider blade





Wood: Cherry and
Walnut Dice tray

Finish: Boiled Linseed
oil and bees wax

Size: 5" diameter



Turner: Alex Radetic

Wood: Cherry

Finish: Boiled Linseed
oil and bees wax

Size: 11" diameter

Comment: Bowl cut
from a slab with
branch inclusion



WOODTURNERS
ST. LOUIS



Wood: Walnut

Size: 11" x 3"

Finish: Walnut oil

Comments: Bug holes
and rings filled with
epoxy.



Murray Meierhoff



WOODTURNERS
ST. LOUIS



Wood: Pear



Murray Meierhoff

Size: 11" x 3"

Comments: Lots of wood movement; bark inclusion nearly split the bowl.



WOODTURNERS
ST. LOUIS



Wood: Spalted Maple
with Ebony milk paint
interior



Ray Strickland

Size: 8" diam x 4" H

Finish: Wipe on poly



WOODTURNERS
ST. LOUIS




Wood: Walnut top;
Maple knob (dyed black
with India ink)



Lester Krenning

Size: ~ 5" diam x 5" H

Finish: Lacquer




Turner: Steve Nagy

Wood: Maple

Finish: Polyurethane

Size:

Comments: Holes filled
with red & yellow
epoxy



**Show and Tell items are now featured on a
slide show on the club web site home page.**

Check it out!

www.WTSTL.com

Web site● Updates have been made to the club web site. The new URL is WTSTL.com. To have access to the members only page you must log on. If you have issues or questions, contact the web master. **Items submitted for the Show and Tell are now being displayed on the home page of the web.** Provide Charlie Sapp with good quality pictures (640 x 480) of your turnings for Show and Tell or to establish your own gallery!

If you enjoy turning wood, making things on your lathe or want to learn more about woodturning then join the [Woodturners of St. Louis](#). Learn and share ideas with like-minded Woodturners of St. Louis. Our chapter normally meets from 1:00pm to 4:00 pm on the fourth Sunday of every month at 8300 Valcour Avenue, St. Louis, MO.

We are currently meeting remotely during the COVID-19 pandemic. We have remote meetings and demonstrations scheduled for the next few months. We will relaunch when we can safely meet face to face and social distancing makes it practical. We hope that you will join us for our remote meetings and in-person in the future.

American Association of Woodturners● WTSTL is one of 350+ worldwide chapters of the American Association of Woodturners. We encourage you to join this organization. The AAW is dedicated to providing education, information, and organization to those interested in woodturning. You can join the AAW at their site: <http://woodturner.org/member/MemberLogOn.asp>.

Membership comes with access to on-line training information and includes a subscription to the *American Woodturner* magazine. Our club is a chapter of the AAW and we encourage all club members to join the AAW. They have been publishing a great series of on-line woodturning training articles for members that are worth the price of membership by themselves. They have also indexed all of the past AAW magazine articles so you can search and find help with most any issue you have or ideas on your next project.

President:	Steve Reynolds	314.420.9781	stephen-reynolds@sbcglobal.net
Vice President:	Ken Bald	618.407.1636	KenBald@sbcglobal.net
Secretary:	Linda Osterwise	314.630.0133	osterwik@gmail.com
Treasurer:	Charles Sapp	636.928.0149	cwsapp@charter.net
Newsletter:	Charles Sapp	636.928.0149	cwsapp@charter.net
Librarian:	Rich Hinkebein	636.332.2396	kathryna1945@yahoo.com

Questions: webmaster@wtstl.com