



WOODTURNERS OF ST. LOUIS

A Chapter of the American Association of Woodturners

stlturners.com
March 2021



March IRD● Theo Haralampou from Australia turned a bowl within a bowl at the March remote meeting.

The blank (~ 3 5/8" radius x 3 7/8" thickness) was mounted on the headstock using a faceplate ring (could also use a worm screw) on the face that will be the inside of the turning. Since the outside will be turned into a hemisphere, the blank thickness must be slightly larger than the radius to allow for a tenon.



Theo showed the construction of his "rocket", shadow board, and steps used to cast a shadow so the outside could be turned into a hemisphere.

After reversing the blank, two diameters were marked on the rim to indicate the outside of each bowl and the inside bowl was hollowed.



The turning was then mounted off center using a jam chuck and turned to give the bowl in a bowl effect.

To "see" if the surface has any bumps/dips – instead of running your finger from the center to the rim; start at the rim and rub to the bottom and back to the rim in a sweeping motion for better judgement of the surface condition.



Theo has provided **a step by step description of the process for turning a bowl within a bowl and a video** of the demonstration that can be accessed by WTSTL members under the "members tab" after logging on to the web club web site. You are asked not to share the information as it is considered Theo's intellectual property.

Thanks to Theo for a great demonstration with lots of discussion on safety and turning techniques.

WTSTL remote meetings● We plan to continue meeting remotely through June 2021 to protect and keep everyone safe. We are scheduling a robust Interactive Remote Demonstration program for you so that you can participate while we are meeting remotely and face to face when we resume meetings.

- Rebecca DeGroot April 25, 2021 turning walking mushrooms (watch the web site for updates)

Members can participate in the IRDs for no charge; there is a \$10 fee for **nonmembers**. Meeting information with the link will be emailed about a week before the meeting. Please sign on to the meeting with your full name for verification against our roster. If you are a non-member and would like to participate in the event, register on the club web site: www.WTSTL.com.




President's Spin • Getting SHOT - They say that Spring is the season of hope and rebirth. Spring 2021 feels that way more than most, particularly after 2002. I was vaccinated a few weeks ago and find that it greatly improves my attitude.

I am not a generally optimistic type; my Curmudgeon nickname is well earned. But for the first time in a year I suspect there is a light at the end of this COVID tunnel and it might not be an oncoming train. Plans are being made and people are taking steps to connect again. Unfortunately the club is too large and diverse to suggest we meet in-person quite yet but the time is coming. So start getting ready for that meeting. Take steps to safely enjoy the company of your fellow turners, get vaccinated, turn something to show off, make suggestions to the board about what you want to see or do, and make the effort to participate.

Together we can see about making the next "new normal" even better than the old "normal". And WAY better than the current "normal". - **Steve Reynolds**




Vice President's Report • [Beads of Courage](#): Let's all remember that the Beads of Courage is a program for kids in need. The beads are \$1.25 (13/16" in diameter) and available from Ken. Please continue to turn boxes for the program. – **Ken Bald**



Treasurer Report • The web site has been updated to accept electronic membership applications and payments. If you prefer to complete and mail a paper [application](#), it is available and can be down loaded from the club web site. Renewing and new members are asked to complete the new application form. A link to our



Facebook page has also been added under the sponsors list. We currently have 98 members and hope you will renew your membership/ join us. Club patches are available from the Treasurer for \$5. – **Charles Sapp**



Secretary Report • March 28th Remote Meeting: Officers present at the March 28, 2021 monthly meeting were: Steve Reynolds, President; Ken Bald, VP; Charles Sapp, Treasurer; Linda Osterwise, Secretary and Rich Hinkebein, Librarian. In addition, there were approximately 41 members present.

1. Several pre-meeting discussions were held, mostly about raising ducks
2. Upcoming activities:
 - a. April 25, 2021 – Rebecca DeGroot – Walking Mushroom
 - b. May 23, 2021 – Steve Reynolds – Bowl Embellishments with a router
 - c. TBA – Shop Tour
3. Discussion regarding a collection of vases and bowls collected from picnics and holidays and how they should be handled. Many ideas were mentioned, but the top options were:
 - a. Return what we can to the original makers
 - b. Donate remaining items to a charitable organization or a nursing home
 - c. Auction remaining items off to the members once we start meeting in person again

4. Discussion regarding bowls made by Bill Rubenstein, since his wife does not want to have them returned to her. Several ideas were discussed, and the top option was to sell his bowls to members at an auction (again, after we start meeting in person), and donating the money to his wife's favorite charity.
5. Ken Bald talked about the Beads of Courage boxes. He suggested that we could put kits together for members to complete. Also, that the medallions were 13/16 inches in diameter.
6. Charlie Sapp informed us that we have 98 paid members
7. Rich Hinkebein offered to make library materials available to anyone that contacts him and makes an appointment.
8. The question was raised about club members being interested in taking on "outside" requests. The resulting discussion favored continuing the practice.
9. Tips and suggestions:
 - a. Steve Reynolds reinforced the need to paint the ends of spindles
 - b. Charlie Sapp suggested that interested members join the Lincoln Land Woodturners group in addition to our St. Louis group if we are interested in viewing their demos and their IRDs – dues are only \$20 per year. (Lincolnlandwoodturning@gmail.com)
10. Great Show & Tell projects
11. Theo Haralampou from Brisbane, Queensland presented an outstanding demo on A Bowl Within A Bowl using his "shadow" technique
12. The meeting was adjourned - **Linda Osterwise**

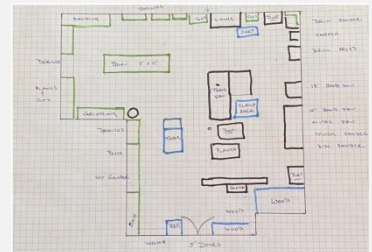
Club News:

Dues 2021 • Membership runs from Jan 1 to Dec 31. Dues are \$35 for individual and \$45 for family (up to 3 in the same household)

Interactive remote demonstrations (IRD) will continue to be free to our members. Non-members will pay a \$10 fee per demonstration. Once we resume meeting in person, the Board plans to continue Zoom broadcasts of meeting demonstrations.

March 7th Remote Steve Reynolds Shop Tour • The tour was well attended by members and visitors. Steve presented information on his shop layout and planning and members asked questions and shared information on various aspects of the shop. Some of the take-away:


- Minimize support columns to provide open access (requires larger I beam for support)
- Install double doors for material and tool access.
- Concrete floor was covered with 1x4s and tongue and groove plywood. Provides warmth and less damage to tools when dropped.
- Walls were insulated and covered with plywood so that items could be hung most anywhere.
- 400 amp service to house with 1 panel just for shop area.
- 8 – 220V outlets
- Outlets are at a comfortable 4 foot height off the floor.
- LED lighting has been installed.
- 2 windows provide outside natural light.
- Ceiling duct work is sealed to minimize dust flow to the main house.
- Exhaust vent is available when using volatile chemicals.
- Heating, cooling, and dehumidification are provided.



Thanks to Steve and all the participants for preparing and presenting a very educational mid-month seminar. A video of the session is available at: [Steve Reynolds Shop Tour](#) until April 18, 2021.

March 17th Turning on the Wild Side - Linda Osterwise Remote Resin Seminar●

Linda Osterwise hosted a seminar on resins with 57 participants from several clubs from all over the country. Linda presented information on several resins, types of molds, colorants, pressure pots and tips on when and how use resins. Some of the take-away:



- Moisture is the anti-resin. Insure that inclusions (wood and plastic) are dry
- Do not pour in a humid area
- Know the working time of your resin
- Best pouring results in 70-75 degree area
- Do not put mold release on inclusions
- Do not use over 5% colorants (liquid and/or powder) by volume
- Pressure pot is used to reduce size of bubbles in the pour; typically 50 psi left for 2-6 hours depending on the resin
- Deep pour resin can be used without a pressure pot (has fewer bubbles)
- Thin pours take longer to cure due to less exothermic heat being generated by the resin
- Use well sharpened tools; negative rake carbide may be helpful for beginning turner
- Wear dust protection and face shield
- If you turn too slow you may “chip” the resin; typical speed is 2000 RPM which generates nice ribbons
- Dry sand resin to 400 grit; wet sand with micro-mesh; finish with plastic polish or Yorkshire Grit. Change in direction reduces scratch marks. Skip wet sanding if wood is involved and use Yorkshire Grit (original and micro fine)
- Click [here](#) for an information sheet on several resins.


Thanks to Linda for an educational and informative presentation on the use of resins in turning. A video recording of the presentation can be found at: [Turning on the Wild Side](#) until April 18, 2021.

Community Programs ● Please continue to work on these items but hold on to your turnings until we start meeting in-person. For more information on these programs check the web site.

- **Nursing Home Project:** This community service project for our members is to make small lidded boxes for individuals in nursing homes. Approximate dimension should be no larger than 3X3 with loose fitting lids.



- **Beads of Courage –** Our support for the Beads of Courage program continues with boxes going to Children’s Hospital. Check out their [link](#) or talk to Ken Bald for more information.



- **Pens for the Troops ●** See Treasurer, Charles Sapp, if you would like to get a pen kit to participate in the program. There is a \$3 deposit for the pen kit that is refunded when the completed pen is returned. In the interim if you want to be turning pens for this program you can use pen kits that you currently have and they will be swapped out



for a Slimline pen kit when you turn in a completed pen.

Positions to Fill •

- **NEWSLETTER EDITOR** – The editor is responsible for collecting articles, editing, and assembling the club newsletter.
- **AV Operator** – The operator is responsible for setup/breakdown of the AV equipment for each meeting. We would like for at least 2 people to fill this role so a backup is available. We do have a mentor to get you trained.

ZOOM• The club purchased a Pro Level account with Zoom so that we can host our meetings and other off-meeting events. Provided it does not conflict with any of our club events, the account can be used by members. If you would like to schedule a remote meeting send an email to webmaster@wtstl.com. Club events take priority.

Mentoring• The Board recognizes the value of hands-on and one-on-one instruction. A new page has been added to the web site (under the member's only tab so you must log on to the site) with a list of members that offer mentoring to members. It will be one turner at a time; you must provide your project, tools, and face shield; a mask must also be worn. Make arrangements with the mentors to participate. Several of our members have taken advantage of this opportunity and provided very positive feedback on the mentors knowledge and instruction.

Club Shirts/Smocks• Our order has been placed on hold as many suppliers are out of stock due to the pandemic and shut downs. You will be notified when we plan to complete the order and at that time you will be able to finalize your order. No pre-payments have been accepted at this point in time.

Amazon Smile• Thanks to those that are using Amazon Smile for their orders and selecting Woodturners of Saint Louis as their charity. We are receiving quarterly donations from the Amazon Foundation thanks to them and you. There is no added fee when you make your order and it does help the club.

Shopping with Amazon Smile • If you shop on Amazon, please consider shopping on <https://smile.amazon.com>. Just under the search bar is a link to "Supporting". Follow the links to select your favorite charity. We hope you will select Woodturners of Saint Louis. You will need to shop on the smile site for a donation to count from now on. Click on the AmazonSmile logo to go directly to the WTSTL charity site.



New Members• Please join in welcoming our new members:

Bruce Levitt from St. Louis, MO
Betty Tyler from St. Louis, MO
Douglas Grissom from Houston, TX

AAW Member Initiated Petitions● Member initiated petitions are a means for every AAW member to bring forward issues that should be considered by all the members. Signatures are being solicited for two member initiated petitions:

- [Petition #1: To remove Gregory Schramek from the Board of Directors of the AAW](#) and
- [Petition #2: To Reinstate By-Law 5.16\(d\) that protects the members' fundamental right to attend Board Meetings.](#) (You do not have to be a member of the site to sign the petition. Petition signatures are solicited on the left hand side of the web page.)

Background on each of the petitions can be found at: [Member –Initiated Petitions](#). Links in the document will also take you to the signature page for each of the petitions. Signing the petition is NOT a vote for the petition. It is just your support that the matter should be brought to **all the members for a vote**. Each petition must be individually signed. A qualified petition requires 10% of the general members for removal of a director or change in the by-laws. The AAW has posted information on the [petition to remove a director](#). However, the AAW has not posted any supporting information on the second petition which addresses the board's action that removed your right as a member to attend/participate in their meetings (a right that was established in the by-laws for over 35 years).

When sufficient signatures are obtained and the petitions submitted to the AAW, their board must then notify the membership of the petition, provide a forum on the AAW website for discussion, and establish a ballot for members to register their vote. Members must be notified of the Special meeting (However, with the recent by-law change enacted by only the board, AAW members will NOT be able to participate in the meeting.)

AAW 2021 Symposium● The Symposium in Omaha has been cancelled due to the risk involved with a large number of people assembling. They are moving ahead to create a virtual symposium with demonstrations, trade show, instant gallery,

Calendar of Upcoming Events		
Date	Pre-Meeting 12:30 pm – 1:00 pm; logon and socializing	Meeting 1:00 pm – 4:00 pm
April xx, 2021	Midmonth meeting tbd. Information will be emailed to you.	
April 25, 2021	WTSTL – Zoom meeting opens for socializing at 12:30pm	WTSTL – IRD with Rebecca DeGroot – Walking mushrooms
May 23, 2021	WTSTL – Zoom meeting opens for socializing at 12:30pm	WTSTL – IRD with Steve Reynolds using a router for turning enhancements

Video Events ●

- Record Power hosts a weekly free live Zoom woodturning session. If you would like to participate, send an email to MikeD@recordpower.co.uk with RSVP in the subject line. You will receive Zoom information prior to the event.
- [Craft Supply](#) has posted several videos on their site.

●Facebook site ● Check out the club Facebook page:

<https://www.facebook.com/pages/Woodturners-of-St-Louis/292734664135601> and “Like” the page (click on the “Like” icon) to receive updates. You can also post your pictures on this site.



Facebook Group ● Our club has a Facebook group that is a great way to post pictures of your work, provide tech tips, and share ideas. When you go to the site:

<https://www.facebook.com/groups/1157348070957128/?fref=nf> click on “Join” and your request will be processed by our Facebook administrator. It is a closed group and only seen by members.

March Remote Show and Tell



Turner: Joe Fossick

Wood: Pine – laminated

Finish:

Size: ~5" tall

Comment: Goblet



Turner: Wayne Iehl

Wood: Walnut & Ash

Finish: Walnut oil

Size: Walnut 11" x 5";
Ash 12" x 6"

Comments: Salad bowls






Turner: Lester Krenning

Wood: Old cedar post; Wenge top

Finish:

Size:

Comments: Charred and wire brushed to accent grain; ebonized with India ink.



Turner: Steve Nagy

Wood: Colored pencils

Finish: Sanded to 300 grit, rubbing compound, buffed

Size: 5"H x 3"D

Comments: 16 oz. of resin and 50 colored pencils cut in thirds





Turner: Ellen Williams

Wood: Wenge, walnut, yellow and purple heart

Finish:

Size: 11" x 3 3/4"

Comments: Bowl from a board. Thanks to Bill Eggers for mentoring the technique.



Turner: Charles Sapp

Wood: Maple and Cedar

Finish: Lacquer and Beall buffing system

Size: 3 to 4" tall

Comments: Volcano / tornado salt & pepper shakers. Inspired by Kirk DeHerr demo at LLWT meeting





Turner: Don Eskridge

Wood: (L) Red cedar and
(R) Red Bud

Finish: Danish oil and
paste wax

Size:

Comments: Red cedar
from old mailbox stand
with birch plywood holder.
Red bud egg on slice of
red bud branch.



Turner: Lester Krenning

Wood: Old cedar post; dyed spalted
maple top

Finish:

Size:

Comments: Charred and wire
brushed to accent grain; ebonized
with India ink; highlighted with gold
Guilder's Paste.





Turner: Steve Nagy

Wood: Walnut and Maple

Finish: 3 coats poly and Beall buffing system

Size: Box is 3"H x 4" W with 4" finial

Comments: 38 pieces



Turner: Lester Krenning

Wood: Old cedar post

Finish:

Size:

Comments: Charred and wire brushed to accent grain; ebonized with India ink.





Turner: Wayne Iehl

Wood: Walnut

Finish: Walnut oil

Size: Turners ~11"; Salad utensils ~13"

Comments: Pancake turners; Salad fork and spoon



Show and Tell items are now featured on a slide show on the club web site home page.

Check it out!

www.WTSTL.com

Web site● Updates have been made to the club web site. The new URL is WTSTL.com. To have access to the members only page you must log on. If you have issues or questions, contact the web master. **Items submitted for the Show and Tell are now being displayed on the home page of the web.** Provide Charlie Sapp with good quality pictures (640 x 480) of your turnings for Show and Tell or to establish your own gallery!

If you enjoy turning wood, making things on your lathe or want to learn more about woodturning then join the [Woodturners of St. Louis](http://www.WTSTL.com). Learn and share ideas with like-minded Woodturners of St. Louis. Our chapter normally meets from 1:00pm to 4:00 pm on the fourth Sunday of every month at 8300 Valcour Avenue, St. Louis, MO.

We are currently meeting remotely during the COVID-19 pandemic. We have remote meetings and demonstrations scheduled for the next few months. We will relaunch when we can safely meet face to face and social distancing makes it practical. We hope that you will join us for our remote meetings and in-person in the future.

American Association of Woodturners• WTSTL is one of 350+ worldwide chapters of the American Association of Woodturners. We encourage you to join this organization. The AAW is dedicated to providing education, information, and organization to those interested in woodturning. You can join the AAW at their site: <http://woodturner.org/member/MemberLogOn.asp>.

Membership comes with access to on-line training information and includes a subscription to the *American Woodturner* magazine. Our club is a chapter of the AAW and we encourage all club members to join the AAW. They have been publishing a great series of on-line woodturning training articles for members that are worth the price of membership by themselves. They have also indexed all of the past AAW magazine articles so you can search and find help with most any issue you have or ideas on your next project.

President:	Steve Reynolds	314.420.9781	stephen-reynolds@sbcglobal.net
Vice President:	Ken Bald	618.407.1636	KenBald@sbcglobal.net
Secretary:	Linda Osterwise	314.630.0133	osterwik@gmail.com
Treasurer:	Charles Sapp	636.928.0149	cwsapp@charter.net
Newsletter:	Charles Sapp	636.928.0149	cwsapp@charter.net
Librarian:	Rich Hinkebein	636.332.2396	kathryna1945@yahoo.com

Questions: webmaster@wtstl.com