

WOODTURNERS OF ST. LOUIS

A Chapter of the American Association of Woodturners

WTSTL.com
Sept 2021

September Picnic / Hands on Turning Pens for the Troops



WTSTL Hybrid Meetings • Since our last meeting, the club has added a monitor to the A/V system so demonstrators can see what is being seen by the in-person and Zoom audiences. New microphones have been purchased which virtually eliminate the speaker feedback. And a re-purposed computer has been purchased that will be used to start and monitor the Zoom meeting. This will allow our A/V assistant to monitor attendees for chats/questions and let them actively interface during the meeting.



Thanks to our new Audio / Video Coordinator, Rob Conaway for assembling the equipment and working through the software for a successful in person meeting and a Zoom meeting for remote attendance!

We need an A/V assistant volunteer to operate the Zoom stream/computer at the meeting and to assist Rob. If you have experience or want to gain experience in AV, please contact Rob. We need to have more than one knowledgeable member to help set up, run, and be a backup operator. Training and instructions are available.

In person meetings will continue to be open to visitors (except when a paid demonstrator is scheduled); remote participation will be available via Zoom.



President's Spin • Relax and smell the sawdust - A beautiful sunny afternoon, pleasantly warm, great bratwursts as the star of the picnic, and the Cardinals have a historic 16th straight win. When you add in trading stories with your fellow members and redistributing wood amongst the folks it is nearly perfection.

It only gets better by doing some pen turning. We had the opportunity to talk to pen turners who have made hundreds of pens. Or make your own first pen and add to the Pens for the Troops. Alternatively, there was standing around and offering advice or kibitzing.

Yes the days are getting shorter and the nights are cooling off. The season is officially autumn in its early stages. In the foreseeable future we will be spending less time in the yard and have more time for the shop. So being able to look at any pen and recall a beautiful day, friends, and bratwurst just makes everything better.

- Steve Reynolds


President's Challenge – October: Platter with extra credit for off center, tilted, embellishments (carry over since we did not have an in-person show and tell at the Sept meeting)



Vice President's Report • [Beads of Courage](#): The Beads of Courage is a program for kids in need. BOC is a not-profit organization that is dedicated to improving the quality of life for children and teens coping with serious illness. The program integrates the use of beads as visible, tangible symbols of their experiences and treatment.




Children receive a bead for every test, procedure, or treatment they undergo. Woodturners donate boxes to hold the beads they earn. Details on requirements for the boxes can be found on the club web site. Suggestions for BOC bags can be found [here](#). Ceramic beads to attach to the boxes are \$1.25 (13/16" in diameter) and available from Ken. Bring your boxes (or bags) to the meeting and give them to Ken. **See the article below on our recent delivery to Children's Hospital in St. Louis. – Ken Bald**



Treasurer Report • The web site has been updated to accept electronic membership applications and payments. If you prefer to complete and mail a paper [application](#), it is available and can be down loaded from the club web site. Renewing and new members are asked to complete the new application form. A link to our



Facebook page has also been added under the sponsors list. Club patches are available from the Treasurer for \$5. – Charles Sapp



Secretary Report • September 26 Picnic/Meeting: To recap the September WTSTL meeting... there was no meeting... no real meeting, anyway.

But food and fun was had by all. Outside, we had a picnic including brats, (prepared in advance by Ken Bald and his wife), hotdogs, chips, cookies and cake. No one left hungry, that's for sure.

Also, outside, we had some generous members share some of their wood stash with others. A woodturner's idea of a trunk show you might say.

As the food was dwindling, we headed inside. After showing proof of vaccination at the door, our three Comet lathes were brought out for use. Most members either turned a pen for servicemen, or helped those that were turning.

Thanks to all of you that helped throughout meeting. That's what makes it so much fun. Stay safe and keep turning. - **Linda Osterwise, Secretary**



Library News • Our library is only open on Sunday at our club meetings and is open to all our paid members for checking out books, videos, and DVD's. The following are new items:

Woodturning magazine issues: 357, 358, and 359

AAW American Woodturner magazine Feb, April, and June 2021

DVD Charles Sapp demonstration on off center, tilted platters

Our library is a great source of inspiration and knowledge. We typically have around 90 items checked out by members at each meeting. Members can access a complete listing content on the [club web site under the "Members Only" tab](#). Please take advantage of this wonderful club benefit and return items in a timely manner. The large meeting space allows me to spread out the material so you can review and check it out. Please let me know if you have any suggestions to improve our library. All of the magazines have been moved into storage, due to space limitations, with the exception of American Woodturner. Magazines are available upon request. – **Rich Hinkebein**


Club News:

Dues 2021 • Membership runs from Jan 1 to Dec 31. Application form is available on the club web site and may be printed and returned with payment or completed on line with electronic payment.

New Members: Please join me in welcoming our new member:

Scott Eiswirth from St. Charles, MO

St. Louis County / CJAP Covid Masking Policy • Effective August 24, 2021 CJAP will require all individuals allowed in the building to show proof of COVID 19 vaccination. Face coverings (masks) will also be required to be properly worn by all individuals while attending the WTSLT meeting. We will keep you informed closer to meeting dates as to the current status. Thank you for your patience and understanding as we work through the new requirements. Remote Zoom streaming will be available. Visit our web site for the latest in health and safety guidelines.



Community Programs • Please continue to work on these items and bring them to the meeting for our next delivery. For more information on these programs check the web site.

Nursing Home Project: Over 80 turned lidded boxes, vases, and bowls were delivered to Church of the Shepherd in St. Charles, MO for distribution to nursing homes and shut-ins. Denise Spalding, Missions Director at COS, sent her thanks to all that participated: ***"Thanks! We've been talking all day about how beautiful the pieces are and how grateful we are that you all would think of sharing them with those we serve at Christmas time. We're blessed to be able to help make that happen! – Denise"***



Beads of Courage – Ken Bald delivered twenty four boxes and bags to Kelly Olson, Pediatric Medical Social Worker, and her social worker student Emma Aughinbaugh at Children's Hospital in St. Louis, MO that our members and spouses had created. Thanks to all that participated. Please continue to turn boxes/sew bags for the program and we will make another delivery in the future.



Pens for the Troops – In support of our troops, club members turned 47 pens for the Woodcraft Pens for the Troops program. Dan Gorry, Woodcraft, accepted the pens on behalf of the program. .



Congratulations to the drawing winners of Craft Supplies gift certificates for participation in the community programs: Rich Hinkebein, Leah Ernst , Wayne lehl, Linda Osterwise, & Nick Schirz. Thanks to everyone that participated.

Basket of Hope• This [foundation](#) works with seriously ill children and their families in the St. Louis area. They have a fund raising event in November and are asking for turned items to be donated for their silent and live auctions. Contact Rick Madden (636.240.0853) if you would like to donate items. Bring your items to the October meeting or make arrangements with Rick for pick up.



Sand paper● Remember when you were told to use sandpaper like it was free and the old days when the club would get a box of sandpaper to distribute. Well, at the October meeting Rick Madden will bring a box of sandpaper to the meeting for distribution. It is free, but if you want to participate, please bring a turned item and give it to Rick for the individual that donated the sandpaper. Any turned item is appreciated – top, pen, bowl, vase,.....



Positions to Fill ●

- NEWSLETTER EDITOR – The editor is responsible for collecting articles, editing, and assembling the club newsletter.
- AV Assistant – Assist in the setup and operation of club AV equipment. Training is available.
- DEMONSTRATORS – Your help is needed to provide a demonstration at each of our meetings. The demo subject is your choice, whatever you enjoy doing – bowls, hollow forms, plates, boxes, pyrography, resins, stabilizing, tips and tricks, tops, contact Ken Bald to volunteer.

ZOOM● The club purchased a Pro Level account with Zoom so that we can host our meetings and other off-meeting events. Provided it does not conflict with any of our club events, the account can be used by members. If you would like to schedule a remote meeting send an email to webmaster@wtstl.com. Club events take priority.

Mentoring● The Board recognizes the value of hands-on and one-on-one instruction. A new page has been added to the web site (under the member's only tab so you must log on to the site) with a list of members that offer mentoring to members. It will be one turner at a time; you must provide your project, tools, and face shield; a mask must also be worn. Make arrangements with the mentors to participate. Several of our members have taken advantage of this opportunity and provided very positive feedback on the mentors knowledge and instruction.

Amazon Smile● Thanks to those that are using Amazon Smile for their orders and selecting Woodturners of Saint Louis as their charity. We are receiving quarterly donations from the Amazon Foundation thanks to them and you. There is no added fee when you make your order and it does help the club.

ZOOM Streaming Links NOT BEING RECEIVED ● Our meetings will be streamed via ZOOM unless noted in the meeting information on the web page. All members should receive the ZOOM link during the week prior to the meeting. If you do not receive the link by the Wednesday prior to the meeting, **send an email to CWSAPP@CHARTER.NET requesting the link by the Friday prior to the meeting.** We have had issues with email periodically being blocked by some hosts and the information not getting thru.



Shopping with Amazon Smile ● If you shop on Amazon, please consider shopping on <https://smile.amazon.com>. Just under the search bar is a link to "Supporting". Follow the links to select your favorite charity. We hope you will select Woodturners of Saint Louis. You will need to shop on the smile site for a donation to count from now on.



Calendar of Upcoming Events

Date	Pre-Meeting 11:30 am – 12:30 pm	Meeting 1:00 pm – 4:00 pm
Oct 24, 2021	TBD	WTSTL – Hybrid meeting with Tom Zeller turning a three sided vase.
Nov 28, 2021		Wine and Cheese Meeting / Election of Officers
December 2021	No meeting. Enjoy time with family and friends.	

Newsletter Pictures of Show and Tell / President's Challenge Items • For better pictures and appreciation of your work, please submit pictures of your turnings to cwsapp@charter.net **by the Friday prior to the next meeting.** Include the species of wood, finish, size, and any comments. They will be included in the PowerPoint presentations that can be viewed by members at the meeting and on the remote stream.



But please, continue to bring your turning for Show and Tell and the President's Challenge to the meeting for display and judging by the members.

Video Events •

- Past demonstrations are available under the “members only” tab on the club web site.
- Kansas City Woodturning Club will host Zoom demonstration by David Ellsworth on Monday, Oct 11, 7-930pm CDT. David will demo making a medium sized hollow form. There is a \$10 fee that can be paid via PayPal:

<http://www.kcwoodturners.org/Demos/DavidEllsworth/DavidEllsworth.html>

Contact [Kevin Neelley](#) (KCWT Treasurer) for more information. The Zoom link will be emailed to paid participants about a week before the event.

- Simplifying the Skew: <https://www.woodworkersjournal.com/simplifying-the-skew/>

Shows in the area • 50th Anniversary Midwest Artistry in Wood Show and Sale; Nov 6th and 7th, 2021 at the Belle-Clair Fairgrounds and Expo Center; 200 S Belt E at Hwy 159; Belleville, IL. For more information www.midwestwoodcarvers.com or contact Dennis McBride at dpmcabin@charter.net

Christmas Ornament Exchange • - Now that we are meeting in person it would be good to contact the member that won your ornament in 2020 and make arrangements for the exchange.

Maker	Recipient
Linda O	Wayne lehl
Wayne	Steve Reynolds or McNeil



Steve McNeil	Charlie Sapp
Charlie	Rick Madden
Laura	Ken Bald
Ken	Laura Spelbring
Kathleen O	Michael Blankenship
Michael B	Steve McNeil or Reynolds
Rick M	Linda Osterwise (exchange completed)
Steve Reynolds	Kathleen Osterwise (exchange completed)

Christmas Ornament Challenge by Alan Stratton (www.aswoodturns.com) ● Alan hosts an annual ornament challenge and the club submitting the most entries wins a free remote demonstration. All you need to do is:

1. Complete a Christmas or holiday ornament. Ornaments from other faiths are also welcome.
2. Take or compose one still picture featuring the ornament.
3. Enter their information and upload the picture at www.AsWoodTurns.com/challenges during the month of November. The challenge closes when November 30 closes.
4. The ornament may utilize any craft- it is not restricted to woodturning.
5. Do something good with the ornament.

More details are at www.AsWoodTurns.com/challenges or www.OrnamentChallenge.com

If you make an ornament for our club exchange at the Nov meeting, then please enter it into Alan's challenge also – we might win a free remote demonstration.

Member Tips, Tricks, and Questions – Share your tips and tricks with other members (send your ideas/pictures to cwsapp@charter.net for the newsletter).

- Fred Groves – You can use a Harbor Freight sander to make your own sharpening system. They often have it on sale for around \$70 and instructions can be found in the Dec 2012 issue of the AAW Journal magazine.
- Dan Schmoker – A filter wrench can be used to remove a chuck that is tight on the head stock spindle or to remove a piece from a jam chuck.
- Scott Eiswirth – If you are turning acrylics and using your vacuum system to catch those long strings of acrylic, check your vacuum impeller periodically. It may need cleaning!
- Wood Preservative – Have you ever used PEG or Pentacryl as a green wood preservative? If so, what was the result – good or bad?



- Dan Schmoker / Nick Agar – Rather than use a mallet to set a 2 or 4 prong drive, mount the piece between centers using the tail stock for pressure. Then use your knock out bar to tap in the head stock spindle to tap the drive into your piece



● **Facebook site** ● Check out the club Facebook page:

<https://www.facebook.com/pages/Woodturners-of-St-Louis/292734664135601> and “Like” the page (click on the “Like” icon) to receive updates. You can also post your pictures on this site.



Facebook Group ● Our club has a Facebook group that is a great way to post pictures of your work, provide tech tips, and share ideas. When you go to the site:

<https://www.facebook.com/groups/1157348070957128/?fref=nf> click on “Join” and your request will be processed by our Facebook administrator. It is a closed group and only seen by members.

September Hybrid Show and Tell



Turner: Karl Ernst

Wood: Canary

Finish: Boiled linseed oil and lacquer

Size:

Comments: Incense burner



Turner: Karl Ernst

Wood: Oak (from a barrel)

Finish: Lacquer

Size:

Comments: Off center platter





Turner: Wayne Iehl

Wood: Cherry

Finish: Walnut oil

Size: 9.5"D x 4"H

Comments:



Turner: Wayne Iehl

Wood: Spalted maple

Finish: Walnut oil

Size: 8"D x 4.5"H

Comments:





Turner: Charles Schrock

Wood: Cherry, Poplar & Eucalyptus burl

Finish: Walnut oil

Size: 6"H

Comments: Made from scraps of a discarded box. Top is decorated on a Rose Engine Lathe.



Turner: Bob Goulding



Wood: Palo Verde

Finish:

Size:

Comments: Beautiful tree.





Turner: Linda Osterwise



Wood: Unknown

Finish:

Size: 5" x 3"H

Comments: Alumilite
Deep Pour resin



Turner: Linda Osterwise



Wood: Spiny sea urchins
with aromatic cedar and
unknown spalted wood

Finish: Hand rubbed poly

Size:

Comments: LED light
inside





Turner: Linda Osterwise

Wood: Unknown

Finish: Hand rubbed poly

Size: 6.5" x 2"H

Comments: Crystal calcite
glued in place with UV
resin then covered with 2
part resin



Turner: Charles Sapp

Wood: Walnut

Finish: Lacquer

Size: ~10" D

Comments: Off center
and tilted platter. Center
flat for picture. One axis
cut thru the platter.





Turner: Bob Goulding

Wood: Palo Verde

Finish:

Size:

Comments: Filigree made
with Prickly Pear Cactus
fibers



Turner: Steve Reynolds

Wood:

Finish:

Size:

Comments: Off center
inlays.



**Show and Tell items are now featured on a
slide show on the club web site home page.**

Check it out!

www.WTSTL.com

Web site● The URL is WTSTL.com. To have access to the members only page you must log on. If you have issues or questions, contact the web master. **Items submitted for the Show and Tell are now being displayed on the home page of the web.** Provide Charlie Sapp with good quality pictures (640 x 480) of your turnings for Show and Tell!

If you enjoy turning wood, making things on your lathe or want to learn more about woodturning then join the [Woodturners of St. Louis](#). Learn and share ideas with like-minded Woodturners of St. Louis. Our chapter normally meets from 1:00pm to 4:00 pm on the fourth Sunday of every month at 8300 Valcour Avenue, St. Louis, MO.

American Association of Woodturners● WTSTL is one of 350+ worldwide chapters of the American Association of Woodturners. We encourage you to join this organization. The AAW is dedicated to providing education, information, and organization to those interested in woodturning. You can join the AAW at their site: <http://woodturner.org/member/MemberLogOn.asp>.

Membership comes with access to on-line training information and includes a subscription to the *American Woodturner* magazine. Our club is a chapter of the AAW and we encourage all club members to join the AAW. They have been publishing a great series of on-line woodturning training articles for members that are worth the price of membership by themselves. They have also indexed all of the past AAW magazine articles so you can search and find help with most any issue you have or ideas on your next project.

President:	Steve Reynolds	314.420.9781	<u>stephen-reynolds@sbcglobal.net</u>
Vice President:	Ken Bald	618.407.1636	<u>KenBald@sbcglobal.net</u>
Secretary:	Linda Osterwise	314.630.0133	<u>osterwik@gmail.com</u>
Treasurer:	Charles Sapp	636.928.0149	<u>cwsapp@charter.net</u>
Newsletter:	Charles Sapp	636.928.0149	<u>cwsapp@charter.net</u>
Librarian:	Rich Hinkebein	636.332.2396	<u>kathryna1945@yahoo.com</u>
Audio Visual:	Rob Conaway	314.378.2514	<u>rjconaway@yahoo.com</u>

Questions: webmaster@wtstl.com