


WOODTURNERS OF ST. LOUIS

A Chapter of the American Association of Woodturners

WTSTL.com
August 2022

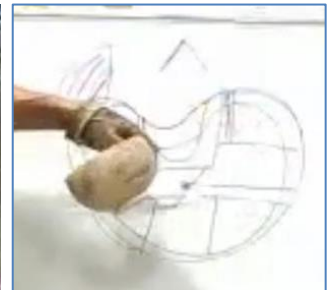


Keith Baizer Demonstrator – Natural / Live Edge Bowl ● Keith shared turning tips acquired along his journey and then applied them to a hands-on demo of a live edge turning. Live edge was defined as when the bark remains on a turning; natural edge when the shape is there but not the bark. His words of encouragement for all turners – “You are good. Do your best. Very few can do what you do. Your friends are amazed by what you do. Keep moving toward your personal horizon”.




Form and line are Keith's mantra. It is not always about shiny pretty wood. Shadow and light are important. The process is formed in the brain, through the heart, and to the hands. Play the lathe like a musical instrument; do the dance, move the body – “the process supports the soul, the end product supports the ego.” Keith emphasized that this demo and every demo/video is one person's way of turning. There is no right way and it does not matter how you do it as long as you are enjoying what you do. However, there are more efficient ways to turn- so be open minded. Keith uses a variety of tools and grinds – some have a 60 degree angle and he also likes the [40/40 grind used by Stuart Batty](#).

Keith uses “Found wood”. He looks for trees with lots of dips and curves and turns green (as soon as he can go from tree to lathe). He processes the tree to get several bowls – looking at the grain pattern, pith, and outer shape.



The corners are nipped with a saw and bark is removed so the drive center makes solid contact with wood, but no attempt is made to round the blank before mounting between centers. The piece is adjusted to get a good balance and to get the ends the same distance from the head stock (note – if the blank has an interesting feature, you may want to mount so that the feature remains).



The blank is then rough turned to remove most of the vibration. Roughing does not need to be perfect – shaping and final cuts are where accuracy matters. The bottom is flattened and a tenon turned. A base cut is made above the tenon to allow the side wall shape to flow into the bottom – very difficult if you are trying to shape into the chuck jaws.

The piece is then removed and mounted in a chuck. The tail stock is brought up for safety. Once mounted, the piece is re-balanced as there is seldom perfect alignment. The outside is finished using a shear scrape. As with all cuts, if you take a step, move your hands, or are interrupted there will be a flaw or bump.





After finalizing the outside shape (looking at the top of the piece not the tool rest to see the shape), the inside mass is removed. Some bulk is left in the center for stability of the piece. The goal is to have uniform thickness in the wall. Thinner does not mean better. A wire can be formed into a circle with a gap and used to check the wall thickness. The inside wall finish cut is made using the area just left of the tool tip. Keith emphasized that your second to last cut is the best last cut. Check and mark the bottom of the bowl or you may turn a natural edge funnel.



The bowl is then removed and jam chucked to the headstock to finish the bottom. The tail stock is brought up for safety. The nub on the bottom is sliced off to prevent any tearing of the grain.



Keith finished the demonstration with several tips and techniques he has acquired in his turning journey:

- Add to your experience with symposiums and videos. Pick up one thing each time. Find what you do and search for it on YouTube or Google (Ellsworth, Batty, Mahoney, Kalogerakis, Clewes, Raffan,.....all great turners that you can learn from). Club library is a great resource. Search for other turning clubs on the internet.....
- A soft pad to stand on while turning will reduce your fatigue
- Get the best tools you can afford
- [John Henry Foster](#) is a supplier for pneumatic equipment
- Abranet is good for sanding green wood – easy to clean out and reuse
- Magnets are great for holding air hoses and variety of items
- [Inventory Sales](#) has a variety of fasteners, bolts,.....
- A gripper stick reduces back strain when picking up small items on the floor
- A stop collar on the tool rest keeps it at a set height when move it around. Find one on Amazon to fit your tool post (and be sure to use SmileAmazon and set WTSTL as your preferred charity)
- Pigment is important to keep your colors from fading
- Artmart provides a wide variety of quality art supplies

Thanks to Keith Baizer for a great demonstration on turning a live/natural edge bowl and sharing tips, techniques, and experiences he has acquired on this turning journey. Keith is the owner of Artmart and can provide you with quality art supplies.

A video of this demonstration is available in our library and on our YouTube channel – [WTSTL YouTube](#) Woodturners St. Louis.

Pre-Meeting Demonstration Pen Turning● Several members turned pens for the troops at the pre-meeting demo.

Pre-Meeting Demonstrator/ Mentor● This is an opportunity for members to mentor and/or lead a demonstration. You can have a project to demonstrate or just be available to set up and mentor those that want to turn on the Comets. Contact Tom Zeller to volunteer. Your help is needed.

WTSTL Hybrid Meetings● Each meeting lets us improve and address new issues with our hybrid system.

We need your help too. Please give us feedback on the good and bad with the A/V system so we can make your online participation a great experience.

If you do not see video at the start of the meeting (~1pm CT) let us know via the Zoom Chat window.

If the video drops offline or there are other issues let us know via the Zoom Chat window

Please mute yourself during the meeting as any background noise overpowers the demonstrator and puts you in the demo screen.

Please send Rob and Charlie an email with any suggestions. We monitor the chat but texts, email, and voice feedback is difficult during the meeting as the AV team is quite occupied with operation of the equipment.

In person meetings will continue to be open to visitors (except when a paid demonstrator is scheduled); remote participation will be available via Zoom. We are discussing the possibility of exchanging Zoom demonstrations with other clubs around the world. More to follow as details are defined.

Website● Electronic membership to the WTSTL is available via the club website. After entering your contact information and selecting your plan you will go to PayPal to complete your application and enter the amount to pay. When PayPal asks for our organization, enter **Woodturners of St. Louis**. You will receive a follow up email with your membership card. If you are not contacted within a couple of weeks, email the club Treasurer.



President's Spin● The September meeting will be a picnic at the Carpenters Training Center followed by open turning on the Comets. The club will provide the brats, hot dogs, water, and utensils. If you would like to bring a hot dish, a salad, cookies, chips or soft drinks please do. We will start set up about 1130am and start serving at 1230pm in the park(ing lot).

There will not be a formal meeting in September. However, the President's challenge for September is to turn a pen and donate it to the *Pens for the Troops* program. It can be made from wood, acrylic, antler, aluminum,..... After lunch the Comets will be set up to turn *Pens for the Troops*. The club will provide all the material for pen turning.

If you are a new turner (or even an experienced turner) looking for help or needing a question answered, contact me and we will get you to someone that can help. Members will be directed to the Mentor Coordinator, and he/she will have the responsibility to direct the member to another member that can help. I will act as an interim Coordinator, but I would like to have another club member take that responsibility. Contact me if you would be willing to serve in that role.

Many thanks to our returning members and new members for attending the club meeting. I am hoping the President's challenge inspires you to start turning an item. If not the President's challenge, turn something for show and tell.

Turner's tip- Turning on a lathe can be a dangerous, but how often do we worry about sharpening our tools. Make sure that your sharpening jig does not contact the grinder wheel. If it does, it can be thrown down with great speed and force. One of our turners experienced such an event when his Wolverine Vari-grind hit the CBN wheel and slammed down severing his finger. Although it was horrific, the turner was happy to report that the doctors were able to save his finger.

Many thanks to Keith Baizer for his turning demonstration on natural / live edge bowls and his sharing of tips that he has acquired during his turning journey. The President's challenge for October is to turn a natural / live edge bowl.

Shop safety, just a reminder always wear safety glasses and a dust mask. If you are working in open air shop stay hydrated as things start to heat up for the summer. If you are turning for more than an hour, remember to stop, stretch and take a break.

Thanks to all of you that help with the setup and tear down for each of the meetings. It is really appreciated. It takes a lot of effort to set up the chairs, tables, lathe, and audio/video for each meeting. - **Tom Zeller**

President's Challenge • Members select their choice of winner for the PC. During the break, review the items on the challenge table. Separate your ticket and write your selection (the number in front of each entry) on the back of the one marked "TICKET". Place it in the PC bowl. Your voting ticket will enter you in the door prize drawing. **One PC entry per member; must be turned following the challenge.**


President's Challenge for September is to turn and donate a pen for the troops; October turn a natural/live edge bowl.



Vice President's Report • [Beads of Courage:](#) The Beads of Courage is a program for kids in need. BOC is a not-profit organization dedicated to improving the quality of life for children and teens coping with serious illness. The program integrates the use of beads as visible, tangible symbols of their experiences and treatment. Children



receive a bead for every test, procedure, or treatment they undergo. Woodturners donate boxes to hold the beads they earn. Details on requirements for the boxes can be found on the club web site. Suggestions for BOC bags can be found [here](#). Ceramic beads to attach to the boxes are \$1.25 (13/16" in diameter) and available from John. Bring your boxes (or bags) to the meeting and give them to John Hoeing. – **John Hoeing**



Treasurer Report • Dues are due for 2022 membership. Electronic membership applications and payments can be made on the website. If you prefer to complete and mail a paper [application](#), it is available and can be down loaded from the club website. Renewing and new members are asked to complete the new application form. Club patches are available from the Treasurer for \$5. – **Charles Sapp**





Secretary Report ● The attendance for our August meeting was 30 in person and 5 online.

John Hoeing (Vice President), led the meeting substituting for Tom Zeller (President). He opened the discussion with tech tips. One suggestion was to use the back edge of the snap knife blade to make a burn groove in the wood. Another suggestion was to keep the moisture content of your wood in mind as you determine the amount and area of expected shrinkage as it dries.

There were three announcements:

- Segmented Woodturners Show (S.W.A.T.), will be held September 23rd through the 26th in Waco, TX. (segmentedwoodturners.org)
- Tennessee Association of Woodturners symposium will be January 27th through the 28th 2023.
- Check out several of the many helpful woodturning Facebook groups online

The August President's Challenge was won by Charles Sapp, also Show and Tell items were great even though we had a less than usual amount of entries.

The President's Challenge for September is to make pens for our troops.

Thank you to all that help set up, take down, and maintain our monthly meeting space. - **Linda Osterwise**




Library News ● Our library is only open on Sunday at our club meetings and is open to all our paid members for checking out books, videos, and DVD's.

New material:

- Woodturning techniques by Michael O'Donnell
- 500 wood bowls - both of these books donated by Richard Grossman as well as a few that went into our backup pile.
- Woodturning magazine issue #372
- American Woodturner magazine, August 2022 issue
- Elevated platter DVD by Tom Zeller, WTSTL

Our library is a great source of inspiration and knowledge. We typically have around 90 items checked out by members at each meeting. Members can access a complete listing content on the club website. Please take advantage of this wonderful club benefit and return items in a timely manner. The large meeting space allows me to spread out the material so you can review and check it out. Please let me know if you have any suggestions to improve our library. All of the magazines have been moved into storage, due to space limitations, with the exception of American Woodturner. Magazines are available upon request. – **Rich Hinkebein**

Overdue Library Material – Our library is suffering from the impacts of COVID. Members are requested to return material after a month or contact the librarian. Many of our items have been out for several months. If you are one of the guilty parties, please email Rich Hinkebein and let him know that you still have the items and make arrangements for return. Thanks.



Club News:

Upcoming Events •

WTSTL September meeting • Ken Bald will be our brat and hot dog chef at our “picnic meeting”. Weather permitting we will have social time in the parking lot and then have free time turning on the Comets in the building – pens for the troops or your own project. Brats, condiments, plates, utensils, and water will be provided. Bring a dish to share.

Set up will start at 1130pm and serving at 1230pm. Pen turning will start at 130pm and wrap up about 330pm. All supplies for the troop pen turning will be provided.



Segmented Woodturners Symposium in Chicago, IL Sept 23-25, 2022

Tennessee Association of Woodturners in Franklin, TN Jan 27-28, 2023

Video Resources •

- The Woodturners of St. Louis now have a YouTube channel. On it you will find many of our demonstrations. To find the videos – go to [YouTube.com](https://www.youtube.com) and search on *Woodturner St. Louis*.
- Past demonstrations are also available on DVD in our library and listed on the website demonstration tab.

Tips and Tricks•

A snap blade utility knife can be used to burn thin lines on your turnings.



Plans and a cut list for the lathe tool chest designed by Bill Grimes is available on the website. Click on the member demonstration tab.

Please share your tips and tricks at the meeting or by sending an email to cwsapp@charter.net for the newsletter.

Members in the Show•

- Member Michael Blankenship promoted the club at his booth at the St. Charles Festival of the Little Hills.




- Member Jeff Hornung demonstrated at Laumeier Park and is instructing at the JC Campbell Folk School.



Community Programs ●

Old Capitol Events● Thanks to Tom Zeller, Rich Hinkebein, and Charles Sapp for volunteering at the Old Capitol in St. Charles for their Statehood Day celebration. The club staffs the carpenter's shop, discusses old tools, and demonstrates turning on a pole and treadle lathe. More events will be coming up this fall for volunteer opportunities. Contact Rich Hinkebein.



Please continue to work on these items and bring them to the meeting. For more information on these programs check the club web site.

Nursing Home Turnings – small boxes or bowls, ornaments, bird houses, feathered creatures – all are great items for this program – give your items to Charles Sapp.

Beads of Courage – boxes for storage of the patient's beads (see article in the NL) – give your items to John Hoeing.


Pens for the Troops – Kits are available from the club Treasurer for a \$3 deposit which is returned to you when a completed pen is returned for the program – get your kits and return completed pens to Charles Sapp.

Positions to Fill ●

- Newsletter Editor – The editor is responsible for collecting articles, editing, and assembling the club newsletter.
- Demonstrators– Your help is needed to provide a demonstration at each of our meetings. The demo subject is your choice, whatever you enjoy doing – bowls, hollow forms, plates, boxes, pyrography, resins, stabilizing, tips and tricks, tops, Contact John Hoeing to volunteer.
- Audio / Visual Team – Support is needed to help set up, monitor and understand the system for backup. Talk to Rob Conaway to volunteer.
- Mentor Coordinator – Coordinate with members looking to improve their skills
- Pre-Meeting Mentor – Set up the Comets and be available to mentor members and visitors
- We appreciate all the help with set up and clean up. Contact Tom Zeller for more opportunities.

New members● Join me in welcoming our new members:

Steve Knese from Fenton, MO



Tom Reel from Ellisville, MO



Gene Ebbinghaus from St. Charles, MO

Michael Womble from St. Charles, MO

Got Wood● You can purchase wood at several of the stores in the area or at a sawmill close by. Another source is Wayne's Wood Works in St. Charles, MO. He has a stock of wood at the shop and from his supply in the back can probably cut you a piece of almost any size.



Amazing trees●

The Missouri Botanical Garden just opened the Jack C Taylor Visitor Center. A Shumard Oak was removed as it was nearing its end of



life. Dale Sapp is seated on the repurposed oak that was made into a 17' bench and a community table by wood worker David Stein for the Sassafras Cafe.

This beautiful specimen was found at the Shaw Nature Reserve in Gray Summit (the tree, not me).

ZOOM● The club purchased a Pro Level account with Zoom so that we can host our meetings and other off-meeting events. Provided it does not conflict with any of our club events, the account can be used by members. If you would like to schedule a remote meeting send an email to webmaster@wtstl.com. Club events take priority.



Mentoring● The Board recognizes the value of hands-on and one-on-one instruction. Check the website for information on the mentoring program. It will be one turner at a time; you must provide your project, tools, and face shield; a mask must also be worn. Make arrangements with the mentors to participate. Several of our members have taken advantage of this opportunity and provided very positive feedback on the mentors knowledge and instruction.

ZOOM Streaming Links ● Our meetings will be streamed via ZOOM unless noted in the meeting information on the web page. All members should receive a reminder and the ZOOM link during the week prior to the meeting. If you do not receive the link by the Thursday prior to the meeting, **send an email to CWSAPP@CHARTER.NET requesting the link.**



Tax Deductions● The Woodturners of St. Louis is a 501 (c)(3) charitable organization. Donations may be tax deductible. Donate up to \$100,000 annually from your IRA directly to a qualified charity through a [qualified charitable distribution](#). (As long as certain rules are met-such as you're at least 70½ when making the gift, and the check is payable directly to the qualified charity-then the distribution shouldn't be taxable income.)



Calendar of Upcoming Events

Date	Pre-Meeting 11:30 am – 12:30 pm	Meeting 1:00 pm – 4:00 pm
September 25, 2022	Picnic in the parking lot. Brats / hot dogs, water, plates, and utensils provided. Bring a dish to share. Serving starts at 12:30pm	Pens for the troops (material furnished)
October 23, 2022	Pen turning or demonstration TBD.	Linda Osterwise – Resin / Casting demonstration
November 27, 2022	No premeeting	Wine and Cheese social with ornament exchange and election of officers

Newsletter Pictures of Show and Tell / President's Challenge Items ● For better pictures and appreciation of your work, please submit pictures of your turnings to cwsapp@charter.net **by the Friday prior to the next meeting**. Include the species of wood, finish, size, and any comments. They will be included in the PowerPoint presentations that can be viewed by members at the meeting and on the remote stream.



But please, continue to bring your turning for Show and Tell and the President's Challenge to the meeting for display and judging by the members. A form will be provided for you to provide information on your turning, please complete it as information will be used by the editor for the newsletter.

Shopping with Amazon Smile ● Thanks to those that are using Amazon Smile for their orders and selecting **Woodturners of Saint Louis** as their charity. We are receiving quarterly donations from the Amazon Foundation thanks to them and you. There is no added fee when you make your order and it does help the club.



When you shop on Amazon, please consider shopping on <https://smile.amazon.com>. Just under the search bar is a link to “Supporting”. Follow the links to select your favorite charity. We hope you will select **Woodturners of Saint Louis**. You will need to shop on the **smile site** for a donation to count.

Vendor / Sponsor Discounts ● Check the website for vendors that offer discounts to club members. When shopping at Rockler in Bridgeton, ask them to register your purchase with the WTSTL as they provide gift cards to the club for door prizes after a number of purchases. Chefwarekits is offering 50% off shipping if you mention Jeff Hornung’s demo at the July meeting.

Facebook site ● Check out the club Facebook page:
<https://www.facebook.com/pages/Woodturners-of-St-Louis/292734664135601> and “Like” the page (click on the “Like” icon) to receive updates. You can also post your pictures on this site.



Facebook Group ● Our club has a Facebook group that is a great way to post pictures of your work, provide tech tips, and share ideas. When you go to the site:
<https://www.facebook.com/groups/1157348070957128/?fref=nf> click on “Join” and your request will be processed by our Facebook administrator. It is a closed group and only seen by members.

August Hybrid Show and Tell



Turner: Charles Sapp

Wood: Maple

Size: 4 ½" x 3 ½"

Finish: Acrylic paint, walnut oil, and Beall buffing

Chosen as winner of President's Challenge by the members.



Turner: Wayne Iehl

Wood: Oak

Size: 3" x 4.5"

Finish: Nail polish, spray enamel

Comments: "Time for another cold one"





Turner: Wayne Iehl

Wood: Maple

Size: 11" x 4.25" and 10.5" x 3.5"

Finish: Walnut oil

Comments:



Turner: Karl Ernst





Turner: Karl Ernst



Turner: Linda Osterwise

Size: 8" x 4"

Finish: Experimented with heat effects on copper lid design and colors.






Turner: Linda Osterwise

Wood: Apricot

Size: 8" x 6"

Comments: Mahogany colored resin added to fill the holes.



Turner: Rick Madden

This basket weave vessel was turned by Jim Adkins. Jim and Rick exchanged turnings during a Woodturners of America forum in 2012.



Show and Tell items are featured on a slide show on the club website home page. Check it out!

www.WTSTL.com

Web site● The URL is WTSTL.com. If you have issues or questions, contact the web master. **Items submitted for the Show and Tell are now being displayed on the home page of the web.** Provide Charlie Sapp with good quality pictures (640 x 480) of your turnings for Show and Tell!

If you enjoy turning wood, making things on your lathe or want to learn more about woodturning then join the [Woodturners of St. Louis](#). Learn and share ideas with like-minded Woodturners of St. Louis. Our chapter normally meets from 1:00pm to 4:00 pm on the fourth Sunday of every month at 8300 Valcour Avenue, St. Louis, MO.

American Association of Woodturners● WTSTL is one of 350+ worldwide chapters of the American Association of Woodturners. We encourage you to join this organization. The AAW is dedicated to providing education, information, and organization to those interested in woodturning. You can join the AAW at their site: <http://woodturner.org/member/MemberLogOn.asp>.

Membership comes with access to on-line training information and includes a subscription to the *American Woodturner* magazine. Our club is a chapter of the AAW and we encourage all club members to join the AAW. They have been publishing a great series of on-line woodturning training articles for members that are worth the price of membership by themselves. They have also indexed all of the past AAW magazine articles so you can search and find help with most any issue you have or ideas on your next project.

President:	Tom Zeller	314.484.6499	tzeller0520@charter.net
Vice President:	John Hoeing	314.550.8540	ighoeing@mac.com
Secretary:	Linda Osterwise	314.630.0133	osterwik@gmail.com
Treasurer:	Charles Sapp	636.928.0149	cwsapp@charter.net
Newsletter:	Charles Sapp	636.928.0149	cwsapp@charter.net
Librarian:	Rich Hinkebein	636.332.2396	kathryna1945@yahoo.com
Audio Visual:	Rob Conaway	314.378.2514	rjconaway@yahoo.com

Questions: webmaster@wtstl.com