

WOODTURNERS OF ST. LOUIS

A Chapter of the American Association of Woodturners



WTSTL.com
October 2022



The November meeting will be a wine and cheese social with an officer election and ornament exchange on November 20th 2022 (NEW DATE).



Linda Osterwise – Workings with resins● Linda provided a great overview on resin products and how to cast them. She covered the many types of resins from quick setting to slow pour, which to use for a deep pour, how to add color to the resin, and the equipment needed.

Linda started the demo by casting a pen blank and putting it in a pressure pot so it would be ready for viewing at the end of the meeting. The pressure pot, a modified Harbor Freight paint

pressure system, is needed for many resins to reduce the size air bubbles in the pour. She then moved on to showing the various molds that she uses for casting – the HTPE that is a rigid mold, to a soft silicone mold, to a hard silicone mold. Some of Linda's molds are made with a 3-D printing process to create various designs. One her most popular pens is the wave which requires quick pouring of multiple colors before going into the pressure pot. Typical resin working time is 12 minutes. Linda casts pen blanks, bottle stopper blanks, and other shapes that include figures and various items.



Linda demonstrated the vacuum pot that is used for stabilizing wood. After covering the blank to be stabilized with Cactus Juice (commercial brand of stabilizing resin) she placed it in the vacuum pot to show how the vacuum sucks the air from the blank letting the liquid resin in as the pressure is lowered and then further stabilized as the pressure is brought back up. Heat is then used to set the resin in the wood.



Here are helpful resin resources:

How to Cast Resin and Wood Pen Blanks for Beginners by Jake Thompson:
<https://www.youtube.com/watch?v=OPPrOuGdTBg&t=72s>

Cactus Juice: <https://turntex.com/product/cactus-juice-resin-and-dyes>

How to Turn Resin by JND Creations: <https://www.youtube.com/watch?v=juv4goYZR5M&t=942s>

Converting a Harbor Freight Pressure Pot for Resin Casting by Jake Thompson:

<https://www.youtube.com/watch?v=5jOttgLQvpA&t=63s>

Thanks to Linda for a great demonstration and resource links on using resins for casting and stabilizing. The WTSTL website has another resin demonstration that Linda provided during the Covid lockdown. This demo will also be added to the website resources and our library in the future.

Newsletter Survey – The club would like to know if members and visitors are reading and utilizing the information provided in the club newsletter. Please click on the link below to provide feedback. Your feedback is important to help us evaluate whether the newsletter continues to be published.

WTSTL Newsletter Survey

November Meeting – Wine and Cheese Social, Ornament Exchange & Election • At the November meeting members will have the opportunity to exchange ornaments that they have made. If you would like to participate, just bring one of your ornaments to the November meeting. The ornament can be simple or complex. Participants will then draw a number to pick an ornament made by another club member. Hope to have your ornament in the event. Ornaments can also be entered into the President's Challenge!

There will not be a demonstration at the November meeting. Instead we will have a few hours of socializing. Bring your spouse/significant other, favorite wine (or other drink you enjoy) and an appetizer to share. The social will start following a short business meeting. The meeting will begin at 1 pm.



The annual election will be held at the November meeting. The positions of Vice President, Secretary, and Treasurer will be up for election. The Board does have a slate of nominees: John Hoeing VP; Linda Osterwise, Sec; Charles Sapp, Treasurer. Tom Zeller will continue to serve in his second year of a two year term. If you are interested in serving the club as a Board Member, please contact Tom Zeller. Nominations will be accepted from the floor at the November meeting. Roles and responsibilities of the board members can be found in our bylaws on the club web site.

Christmas Ornament Exchange • - If you would like to participate, turn an ornament and bring it to the meeting in November. A drawing will be held to see who takes home your ornament and whose you get to take home. Simple to complex, all are appreciated. Contact any of the officers if you have any questions.



Pre-Meeting Demonstrator/ Mentor● This is an opportunity for members to mentor and/or lead a demonstration. You can have a project to demonstrate or just be available to set up and mentor those that want to turn on the Comets. Contact Tom Zeller to volunteer. Your help is needed.

We need your help too. Please give us feedback on the good and bad with the A/V system so we can make your online participation a great experience.

If you do not see video at the start of the meeting (~1pm CT) let us know via the Zoom Chat window.

If the video drops offline or there are other issues let us know via the Zoom Chat window

Please mute yourself during the meeting as any background noise overpowers the demonstrator and puts you in the demo screen.

Please send Rob and Charlie an email with any suggestions. We monitor the chat but texts, email, and voice feedback is difficult during the meeting as the AV team is quite occupied with operation of the equipment.

In person meetings will continue to be open to visitors (except when a paid demonstrator is scheduled); remote participation will be available via Zoom. We are discussing the possibility of exchanging Zoom demonstrations with other clubs around the world. More to follow as details are defined.

Website● Electronic membership to the WTSTL is available via the club website. After entering your contact information and selecting your plan you will go to PayPal to complete your application and enter the amount to pay. When PayPal asks for our organization, enter **Woodturners of St. Louis**. You will receive a follow up email with your membership card. If you are not contacted within a couple of weeks, email the club Treasurer.



President's Spin● The November meeting will be a wine and cheese social, officer election, and ornament exchange on November 20th 2022 (NEW DATE).

There are many woods that can be hazardous to wood turners. Look at the list below be sure to wear a mask and protective covering if necessary. Woods affect each of us differently. Turning Cocobolo may not affect you but, it may affect your woodturning buddy. The owner of Bridge City Tool Works made some very fine measuring tools many with cocobolo. He later became very sick and the doctors determined it was from cocobolo dust. Today he cannot be in a building where cocobolo wood was used. Marc Adams School of Woodworking in Franklin Indiana does not allow any exotic woods in their school.

Below is a partial list of woods that may impact you when you are turning and their effect on us.

African Blackwood - irritant and sensitizer

Black Locust – irritant and nasal

Bloodwood – irritant, excessive thirst, salivation, nausea

Bocote - cross reactions possible once sensitivity to other woods have developed
Boxwood European - irritant, sensitizer
Bubinga- ???
Camphor - irritant, asthma, headaches, giddiness
Cedar Aromatic red - irritant
Cocobolo - irritant, sensitizer, nausea, asthma, pink eye
Ebony - irritant, sensitizer, pink eye
Ironwood, desert - irritant, sneezing, coughing
Katalox – irritant
Lacewood – irritant
Lignum Vitae – irritant
Mahogany, African – irritant, sensitizer
Maple - irritant, sensitizer, asthma; hypersensitivity pneumonitis in spalted maple
Mimosa – irritant
Myrtle - irritant, sensitizer
Olive - irritant, sensitizer
Osage Orange - irritant, sap can cause dermatitis
Padauk - irritant, sensitizer, nausea, asthma
Poplar - irritant, blisters, asthma, bronchitis
Purpleheart - irritant, sensitizer, nausea,
Redwood - irritant, sensitizer, asthma, [HP](#), [NPC](#) (rare)
Rosewoods - irritant, sensitizer, asthma
Sassafras - sensitizer, nausea, respiratory, direct toxin, [NPC](#) (rare)
Walnut, Black - irritant, sensitizer, [NPC](#) (rare)
Western Hemlock - irritant, [NPC](#) (rare)
Tambootie - irritant, diarrhea, blindness, direct toxic

It's always enjoyable to have a fire outdoors or in a fireplace. But it's important to know that you can't burn all the woods. Some types of wood produce toxic gases when burned, which is dangerous to your health. It does not matter if you have a wood burning stove or a fireplace or even you want to burn on a bonfire outside the house, there are some wood you should not burn e.g. treated wood and scraps from YEW wood, Eastern Red Cedar (*Juniperus virginiana*), also known as aromatic Cedar. Caution- Eastern Red Cedar is quite toxic if ingested. Other toxic woods that should NOT BE BURNED include: Poison Oak, poison Ivy, poison Sumac, Oleander, Mexican pepper, Driftwood, Greenwood, Plywood, Chipboard, Wood Pallets, Stained woods and Treated woods

I distributed some extra wood at the October meeting some of which was yew wood. I know yew was used in Europe to make bows. PLEASE BE CAREFUL THIS WOOD IS TOXIC. A quote from the 1st Century states that yew is similar to other trees in general appearance ... "It is a certain fact that traveler's vessels, made in Gaul of yew for the purpose of holding wine, have caused the death of those who used them." Pliny the Elder 77AD.

If you are a new turner (or even an experienced turner) looking for help or needing a question answered, contact me and we will get you to someone that can help. Members will be directed to the Mentor Coordinator, and he/she will have the responsibility to direct the member to another member that can help. I will act as an interim Coordinator, but I would like to have another club member take that responsibility. Contact me if you would be willing to serve in that role.

Many thanks to Linda Osterwise for her presentation on resin /casting and how to use them to make pen blanks, bottle stopper and to harden wood that has become soft. It provided insight to how long it takes to make resin products and to stabilize wood.

Shop safety, just a reminder always wear safety glasses and a dust mask and stay hydrated. If you are turning for more than an hour, remember to stop, stretch and take a break.

Thanks to all of you that help with the setup and tear down for each of the meetings. It is really appreciated. It takes a lot of effort to set up the chairs, tables, lathe, and audio/video for each meeting. - **Tom Zeller**

President's Challenge • Members select their choice of winner for the PC. During the break, review the items on the challenge table. Separate your ticket and write your selection (the number in front of each entry) on the back of the one marked "TICKET". Place it in the PC bowl. Your voting ticket will enter you in the door prize drawing. **One PC entry per member; must be turned following the challenge.**

Congratulations to Ellen Williams for her winning entry of a natural/live edge bowl for the October challenge.


President's Challenge for November – turn an ornament. Your entry can also be entered into the ornament exchange if you want.



Vice President's Report • [Beads of Courage:](#) The Beads of Courage is a program for kids in need. BOC is a not-profit organization dedicated to improving the quality of life for children and teens coping with serious illness. The program integrates the use of beads as visible, tangible symbols of their experiences and treatment. Children



receive a bead for every test, procedure, or treatment they undergo. Woodturners donate boxes to hold the beads they earn. Details on requirements for the boxes can be found on the club web site. Suggestions for BOC bags can be found [here](#). Ceramic beads to attach to the boxes are \$1.25 (13/16" in diameter) and available from John. Bring your boxes (or bags) to the meeting and give them to John Hoeing. – **John Hoeing**



Treasurer Report • Dues are due for 2022 membership. Electronic membership applications and payments can be made on the website. If you prefer to complete and mail a paper [application](#), it is available and can be down loaded from the club website. Renewing and new members are asked to complete the new application form. Club patches are available from the Treasurer for \$5. – **Charles Sapp**



Secretary Report• The attendance for our October meeting was 27. Due to technical difficulties we started the remote meeting about a half hour late.

Linda Osterwise provided a demonstration on using resins for casting and stabilizing.

Several turnings were entered for the President's Challenge to turn a natural / live edge item and more for the Show and Tell.

The November meeting will be on Nov 20th instead of the 4th Sunday to allow members and visitors time with family and friends over the Thanksgiving holiday.

A slate of officers for 2023 was presented – Tom Zeller (will continue to serve the second year of his term); John Hoeing VP; Linda Osterwise Sec; Charles Sapp Treas. Election will be held at the Nov 20th meeting; nominations from the floor will be accepted.

Dues for 2023 will be voted on at the Nov 20th meeting. The Board is recommending that the current \$35/\$45 for single/family membership be maintained for 2023. - **Linda Osterwise**



Library News • Our library is only open on Sunday at our club meetings and is open to all our paid members for checking out books, videos, and DVD's.

New material:

American Woodturner magazine, October 2022, v.37, 35

Basket weave bowl, by Jeff Hornung, WTSTL demo July, 2022

Natural/live edge bowl by Keith Baizer, WTSTL demo August 2022

Our library is a great source of inspiration and knowledge. We typically have around 90 items checked out by members at each meeting. Members can access a complete listing content on the club website. Please take advantage of this wonderful club benefit and return items in a timely manner. The large meeting space allows me to spread out the material so you can review and check it out. Please let me know if you have any suggestions to improve our library. All of the magazines have been moved into storage, due to space limitations, with the exception of American Woodturner. Magazines are available upon request. – **Rich Hinkebein**

Overdue Library Material – Our library is suffering from the impacts of COVID. Members are requested to return material after a month or contact the librarian. Many of our items have been out for several months. If you are one of the guilty parties, please email Rich Hinkebein and let him know that you still have the items and make arrangements for return. Thanks.



Club News:

Upcoming Events •

Tennessee Association of Woodturners in Franklin, TN Jan 27-28, 2023

Video Resources •

- The Woodturners of St. Louis now have a YouTube channel. On it you will find many of our demonstrations. To find the videos – go to [YouTube.com](https://www.youtube.com) and search on *Woodturner St. Louis*.

- Past demonstrations are also available on DVD in our library and listed on the website demonstration tab.
- Pen turning videos:
 - <https://www.youtube.com/watch?v=idRhBJegm7U>
 - <https://www.youtube.com/watch?v=if603GtO8KA>
 - <https://www.youtube.com/watch?v=Og4VhV5YEjU>
- Stave box construction video: https://www.youtube.com/watch?v=9vzwQ_kNB1M

Community Programs ●

Please continue to work on these items and bring them to the meeting. For more information on these programs check the club web site.

Nursing Home Turnings – small boxes or bowls, ornaments, bird houses, feathered creatures – all are great items for this program – give your items to Charles Sapp.

Beads of Courage – boxes for storage of the patient's beads (see article in the NL) – give your items to John Hoeing.

Pens for the Troops – Kits are available from the club Treasurer for a \$3 deposit which is returned to you when a completed pen is returned for the program – get your kits and return completed pens to Charles Sapp. *Thanks to everyone for participating in this program. We are very near our goal of 50 pens.*

Positions to Fill ●

- Newsletter Editor – The editor is responsible for collecting articles, editing, and assembling the club newsletter.
- Demonstrators– Your help is needed to provide a demonstration at each of our meetings. The demo subject is your choice, whatever you enjoy doing – bowls, hollow forms, plates, boxes, pyrography, resins, stabilizing, tips and tricks, tops, Contact John Hoeing or Tom Zeller to volunteer.
- Audio / Visual Team – Support is needed to help set up, monitor and understand the system for backup. Talk to Rob Conaway to volunteer.
- Mentor Coordinator – Coordinate with members looking to improve their skills
- Pre-Meeting Mentor – Set up the Comets and be available to mentor members and visitors
- We appreciate all the help with set up and clean up. Contact Tom Zeller for more opportunities.

ZOOM● The club purchased a Pro Level account with Zoom so that we can host our meetings and other off-meeting events. Provided it does not conflict with any of our club events, the account can be used by members. If you would like to schedule a remote meeting send an email to webmaster@wtstl.com. Club events take priority.

Mentoring● The Board recognizes the value of hands-on and one-on-one instruction. Check the website for information on the mentoring program. It will be one turner at a time; you must provide your project, tools, and face shield; a mask must also be worn. Make arrangements with the mentors to participate. Several of our members have taken advantage of this opportunity and provided very positive feedback on the mentors knowledge and instruction.

ZOOM Streaming Links ● Our meetings will be streamed via ZOOM unless noted in the meeting information on the web page. All members should receive a reminder and the ZOOM link during the week prior to the meeting. If you do not receive the link by the Thursday prior to the meeting, **send an email to CWSAPP@CHARTER.NET requesting the link.**



Tax Deductions● The Woodturners of St. Louis is a 501 (c)(3) charitable organization. Donations may be tax deductible. Donate up to \$100,000 annually from your IRA directly to a qualified charity through a [qualified charitable distribution](#). (As long as certain rules are met-such as you're at least 70½ when making the gift, and the check is payable directly to the qualified charity-then the distribution shouldn't be taxable income.)



Calendar of Upcoming Events

Date	Pre-Meeting 11:30 am – 12:30 pm	Meeting 1:00 pm – 4:00 pm
November 27, 2022	No premeeting	Wine and Cheese social with ornament exchange and election of officers
December 2022	NO MEETING. Enjoy the time with family and friends. See you in 2023.	NO MEETING. Enjoy the time with family and friends. See you in 2023.
January 22, 2023	TBD	Keith Buxton, Show Me Turners, turning a canteen (5 axis of turning)
February 26, 2023	TBS	Tom Dolan, Show Me Turners, turning a magnetic salt cellar

Newsletter Pictures of Show and Tell / President's Challenge Items ● For better pictures and appreciation of your work, please submit pictures of your turnings to cwsapp@charter.net **by the Friday prior to the next meeting**. Include the species of wood, finish, size, and any comments. They will be included in the PowerPoint presentations that can be viewed by members at the meeting and on the remote stream.



But please, continue to bring your turning for Show and Tell and the President's Challenge to the meeting for display and judging by the members. A form will be provided for you to provide information on your turning, please complete it as information will be used by the editor for the newsletter.

Shopping with Amazon Smile ● Thanks to those that are using Amazon Smile for their orders and selecting **Woodturners of Saint Louis** as their charity. We are receiving quarterly donations from the Amazon Foundation thanks to them and you. There is no added fee when you make your order and it does help the club.



When you shop on Amazon, please consider shopping on <https://smile.amazon.com>. Just under the search bar is a link to “Supporting”. Follow the links to select your favorite charity. We hope you will select **Woodturners of Saint Louis**. You will need to shop on the **smile site** for a donation to count.

Vendor / Sponsor Discounts ● Check the website for vendors that offer discounts to club members. When shopping at Rockler in Bridgeton, ask them to register your purchase with the WTSTL as they provide gift cards to the club for door prizes after a number of purchases. Chefwarekits is offering 50% off shipping if you mention Jeff Hornung’s demo at the July meeting.

Facebook site ● Check out the club Facebook page: <https://www.facebook.com/pages/Woodturners-of-St-Louis/292734664135601> and “Like” the page (click on the “Like” icon) to receive updates. You can also post your pictures on this site.



Facebook Group ● Our club has a Facebook group that is a great way to post pictures of your work, provide tech tips, and share ideas. When you go to the site: <https://www.facebook.com/groups/1157348070957128/?fref=nf> click on “Join” and your request will be processed by our Facebook administrator. It is a closed group and only seen by members.



October Hybrid Show and Tell



Turner: Bob Goulding

Wood: Cocobolo with
hammered copper lid

Size: 4" x 4"

Finish: Watco Danish oil and
buffed with the Beall system

WOODTURNERS
ST. LOUIS



Turner: Bob Goulding

Wood: Pine 2 x 4 for the
tulips; vase is unknown

Size: 4" x 8"

Finish: Colored with magic
markets

Comments: PowerPoint
presentation on "How To"
available on the WTSTL
website.

WOODTURNERS
ST. LOUIS



Turner: Ellen Williams

Wood: Bradford Pear

Size: 9.5" x 7"

Finish: Waterlox

Winner of the October President's Challenge



Turner: Karl Ernst

Wood: Ash; picked up at the Sept picnic






Turner: Karl Ernst

Wood: Bradford Pear

Size:

Finish:

Comment: Live edge-ish; first green turning; lots of moisture




Turner: Karl Ernst

Wood: Box Elder

Size:

Finish:

Comment: Rough turned, dried, finished turned






Turner: Don Eskridge

Wood: Ash

Size: 3" x 2"

Finish: Walnut oil

Comments: Originally earmarked to be a pen blank



Turner: Wayne Iehl

Wood: Walnut

Size: 10" x 14" x 4.5"

Finish: Shellac

Comments:





Turner: Charles Sapp

Wood: Walnut and Cherry

Size: 8" x 7"

Finish: Deft lacquer

Comments: Beads of Courage box is staved construction (material from Rick Madden demo door prize)



Turner: Danny Hill

Wood: Walnut, maple, & oak

Comments: Stave construction boxes for the Beads of Courage community program





Turner: Linda Osterwise

Wood: Cherry

Comments: First captive ring turning; achieved with standard turning tools giving the rings a unique shape



Turner: Wayne Iehl

Wood: Cherry

Comments: Charcuterie board; slight depression in the top; integral handles turned on the ends





Turner: Doug Grissom

Wood:

Comments: Goblet



Turner: Doug Grissom

Wood: Maple

Comments: Wedding platter
for future couple



Turner: Wayne Iehl

Wood: Walnut

Comments: Platter



Turner: Tom Zeller

Wood: Box elder

Comments: Mushroom



Turner: Rich Hinkebein

Wood: African Black Wood,
Butternut, Walnut, Oak

Comments: Lidded boxes for
the nursing home community
program



Turner: Tom Reel



Turner: Ken Bald

Comment: Seven layer wave vessel



Turner: Charles Sapp

Wood: Redbud

Size: 8" x 4"

Finish: Deft Lacquer

Comments: Fresh cut



Show and Tell items are featured on a slide show on the club website home page. Check it out!

www.WTSTL.com

Web site● The URL is WTSTL.com. If you have issues or questions, contact the web master. **Items submitted for the Show and Tell are now being displayed on the home page of the web.** Provide Charlie Sapp with good quality pictures (640 x 480) of your turnings for Show and Tell!

If you enjoy turning wood, making things on your lathe or want to learn more about woodturning then join the [Woodturners of St. Louis](http://www.woodturners.org). Learn and share ideas with like-minded Woodturners of St. Louis. Our chapter normally meets from 1:00pm to 4:00 pm on the fourth Sunday of every month at 8300 Valcour Avenue, St. Louis, MO.

American Association of Woodturners● WTSTL is one of 350+ worldwide chapters of the American Association of Woodturners. We encourage you to join this organization. The AAW is dedicated to providing education, information, and organization to those interested in woodturning. You can join the AAW at their site: <http://woodturner.org/member/MemberLogOn.asp>.

Membership comes with access to on-line training information and includes a subscription to the *American Woodturner* magazine. Our club is a chapter of the AAW and we encourage all club members to join the AAW. They have been publishing a great series of on-line woodturning training articles for members that are worth the price of membership by themselves. They have also indexed all of the past AAW magazine articles so you can search and find help with most any issue you have or ideas on your next project.

President:	Tom Zeller	314.484.6499	tzeller0520@charter.net
Vice President:	John Hoeing	314.550.8540	jghoeing@mac.com
Secretary:	Linda Osterwise	314.630.0133	osterwik@gmail.com
Treasurer:	Charles Sapp	636.928.0149	cwsapp@charter.net
Newsletter:	Charles Sapp	636.928.0149	cwsapp@charter.net
Librarian:	Rich Hinkebein	636.332.2396	kathryna1945@yahoo.com
Audio Visual:	Rob Conaway	314.378.2514	rjconaway@yahoo.com

Questions: webmaster@wtstl.com