

WOODTURNERS OF ST. LOUIS

A Chapter of the American Association of Woodturners

WTSTL.com
February 2023



bottom.

Tom Dolan – Salt Cellar Tom demonstrated the turning of a salt cellar with a pivoting lid that was latched with a rare earth magnet. He starts with a blank 3.5 x 3.5 x 3 to 4 x 4 x 2 to 3 inches. You also need a 1/8" brass rod, 1/4" steel rod, and a rare earth magnet.



1. Round the blank and put a small tenon on the




2. Drill 1/8" hole 3/16" from the outer edge of the top and after determining the thickness of the top 3/8" to 1/2" into the bottom. It is best to drill with a drill press.



3. Turn the outside cellar shape but DO NOT turn into the drilled hole. Sand and part off about a quarter of the blank for the top.



4. Hollow a curved bottom (no square corners) and mark location of the 1/8" hole on the rim for the brass pin. Again avoid turning into the drilled hole. Sand the inside and part off the tenon.



5. Cut and fit the 1/8" brass rod to match the shape of the top and cut a length to pass through the top plus the depth of the hole in the bottom.
6. Drill a shallow 1/4" hole in the rim of the bottom section. Cut a small length of steel rod and fit it flush with the rim. Superglue it in place.

7. Drill a hole for the magnet in the top that is aligned with the placement of the steel rod in the bottom. Superglue the magnet in place.
8. Finish as desired for use with food.

A video of the process will be available in the club library and on our [YouTube channel](#).

Thanks, Tom, for a great demonstration on a unique method to attach and latch a lid to a bowl.

Pre-Meeting Demonstrator/ Mentor● Tom Zeller hosted a hands on time with our members demonstrating the spindle roughing gouge and then let members get some hands on mentoring. He also covered sharpening of tools that members had brought in.



The premeeting is an opportunity for members to mentor and/or lead a demonstration. You can have a project to demonstrate or just be available to set up and mentor those that want to turn on the Comets. Contact Tom Zeller to volunteer. Your help is needed.



Mentoring● The Board recognizes the value of hands-on and one-on-one instruction. **Check the website for information on the mentoring program.** It will be one turner at a time; you must provide your project, tools, and face shield; a mask must also be worn. Make arrangements with the mentors to participate. Several of our members have taken advantage of this opportunity and provided very positive feedback on the mentors knowledge and instruction.

We need your help too. Please give us feedback on the good and bad with the A/V system so we can make your online participation a great experience.

If you do not see video at the start of the meeting (~1pm CT) let us know via the Zoom Chat window.

If the video drops offline or there are other issues let us know via the Zoom Chat window

Please mute yourself during the meeting as any background noise overpowers the demonstrator and puts you in the demo screen.

Please send Rob and Charlie an email with any suggestions. We monitor the chat but texts, email, and voice feedback is difficult during the meeting as the AV team is quite occupied with operation of the equipment.

In person meetings will continue to be open to visitors (except when a paid demonstrator is scheduled); remote participation will be available via Zoom. We are discussing the possibility of exchanging Zoom demonstrations with other clubs around the world. More to follow as details are defined.

Website● Electronic membership to the WTSTL is available via the club website. After entering your contact information and selecting your plan, [log on to your PayPal account](#) to complete your application and enter the amount to pay. When PayPal asks for our organization, enter **Woodturners of St. Louis**. You will receive a follow up email with your membership card. If you are not contacted within a couple of weeks, email the club Treasurer.



President's Spin● The Presidents challenge for March 2023 is to turn a bowl with a lid similar to what Tom Dolan demonstrated. They typically range in size from 3 to 4 inches in diameter and 1.125 to 3 inches tall. In March we are going to have two categories for the Presidents Challenge. One category will be novice woodturners; the second category will be experienced woodturners. The novice category is for those woodturners that are still developing their woodturning skills. Gift certificates will be awarded to both categories providing we have at least three entries for each category. I will leave it up to the honor system for choosing the category for placing your Presidents Challenge item.

Always wears safety glasses/face shield, a dust mask, and remember to stop, stretch, and take a break. Last month I talked about the hazards of various wood species and wood dust in general. Protecting your lungs should be important to all of us. I recently dropped a Nova chuck and cut my leg. It was a small wound, and I didn't think it needed much attention. I proceed to get an infection and I required antibiotics to stop the infection. Shop safety should be important to us all. So, pay attention to safety all the time.

Richard Raffan – We are not here to push the tool into the wood. You are here to hold the edge in the right position so when the wood comes past it gets sliced. – Hold the edge of the tool to the wood at ~45°. Don't push the tool hard against the grinding wheel you are waiting for the grit to come to the tool, rather than pushing the tool hard into the wheel.

For the May meeting we will not have a demonstrator. We will have an open shop from 11:30am until 3:00pm. We have four lathes and a grinding station. I plan on bringing another small lathe and grinding station. Suggest you bring a project that you need help on and solicit ideas from other members. If you have questions and what to bring, please contact myself or Charlie Sapp.

Just a reminder we have mentoring help available, please go to our web site for details. There are several schools that offer woodturning classes. Arrowmont School Gatlinburg TN, J.C.

Campbell Folk School Brasstown NC, Craft Supply Provo Utah, Marc Adams School of Woodworking Franklin IN.

At the March pre-meeting we will be demonstrating how to use the spindle gouge to turn coves and beads. - **Tom Zeller**


President's Challenge • Members select their choice of winner for the PC. During the break, review the items on the challenge table. Separate your ticket and write your selection (the number in front of each entry) on the back of the one marked "TICKET". Place it in the PC bowl. Your voting ticket will enter you in the door prize drawing. **One PC entry per member; must be turned following the challenge.**

Congratulations to Wayne Iehl for his winning entry of a flask for the February challenge.


President's Challenge for March – turn a salt cellar with a pivoting lid or a small bowl with a lid that fits on the bowl rim.



Vice President's Report • [Beads of Courage](#): The Beads of Courage is a program for kids in need. BOC is a not-profit organization dedicated to improving the quality of life for children and teens coping with serious illness. The program integrates the use of beads as visible, tangible symbols of their experiences and treatment. Children receive a bead for every test, procedure, or treatment they undergo. Woodturners donate boxes to hold the beads they earn. Details on requirements for the boxes can be found on the club web site. Suggestions for BOC bags can be found [here](#). Ceramic beads to attach to the boxes are \$1.25 (13/16" in diameter) and available from John. Bring your boxes (or bags) to the meeting and give them to John Hoeing. – **John Hoeing**



Treasurer Report • Dues are due for 2023 membership. Electronic membership applications and payments can be made on the website. If you prefer to complete and mail a paper [application](#), it is available and can be down loaded from the club website. Renewing and new members are asked to complete the new application form. Club patches are available from the Treasurer for \$5. – **Charles Sapp**



Secretary Report • 50 people attended in person and 3 online.

Before the meeting, Tom Zeller, held a hands on workshop on how to use and sharpen the spindle roughing gouge. We had quite a turnout to learn about this tool

prior to the meeting.

Tom started the meeting discussing the many videos we have in the library. He also reminded us that Richard Raffan (known for his woodturning skills), has been creating videos that are available on YouTube.

It was also mentioned that Ruby Clerr (from Canada), has been reminding people that they should be wearing a mask when turning spalted wood because the spalting in the wood is actually a form of mold.

Charlie Sapp (treasurer), came up with a new way to show off the President's Challenge and Show and Tell. Charlie set up a small photo booth to video the projects as the creator gives a full description of how it was made, etc.

Next month's pre-meeting workshop will be on the spindle gouge, and our meeting demo will be by one of our own, Jeff Hornung. Jeff will be demonstrating a Shou Sugi Bon.

Have a great month, wishing you successful turnings. - **Linda Osterwise, Secretary WTSTL**



Library News • Our library is only open on Sunday at our club meetings and is open to all our paid members for checking out books, videos, and DVD's.

New material:

Woodturning Issues 377 and 378
American Woodturner Magazine Feb 2023
Turning a Flask by Keith Buxton, WTSTL demo Jan 2023

Our library is a great source of inspiration and knowledge. We typically have around 90 items checked out by members at each meeting. Members can access a complete listing content on the club website. Please take advantage of this wonderful club benefit and return items in a timely manner. The large meeting space allows me to spread out the material so you can review and check it out. Please let me know if you have any suggestions to improve our library. All of the magazines have been moved into storage, due to space limitations, with the exception of American Woodturner. Magazines are available upon request. – **Rich Hinkebein**

Overdue Library Material – Members are requested to return material after a month or contact the librarian. Many of our items have been out for several months. If you are one of the guilty parties, please email Rich Hinkebein and let him know that you still have the items and make arrangements for return. Thanks.



Club News:

Bob Goulding, club member, has a published article on “Create a Bouquet of Tulips” in the Feb 2023 AAW Woodturning Fundamentals. The article is available on the AAW site and our club website under demonstrations.

Jeff Hornung, club member, was a featured demonstrator at the Woodturners Worldwide Symposium at the end of February.

New Members • Please join me in welcoming our new members:

- Erin Burgess from St. Charles, MO
- Phil Morton from Chesterfield, MO
- Bob Worrall from St. Louis, MO



Upcoming Events • *The dates for the May and November meeting will be the 3rd Sunday of the month due to conflicts with Memorial and Thanksgiving holidays.*

St. Louis Pen Show – June 22-25 at the Sheraton Westport Chalet

AAW: 37th International Woodturning Symposium; Louisville, Kentucky; June 1 – 4, 2023


Note – Not a member of the AAW. They have a guest membership that provides FREE sixty day access to AAW resources and full online access to all published content. Check out their website: [AAW Guest Member](#).

Video Resources •

- The Woodturners of St. Louis have a YouTube channel. On it you will find many of our demonstrations. To find the videos – go to [YouTube.com](https://www.youtube.com/@woodturnersstlouis2950/videos) and search on *Woodturner St Louis*.
- Past demonstrations are also available on DVD in our library and listed on the website demonstration tab.

<https://www.youtube.com/@woodturnersstlouis2950/videos>

In Memory● WTSTL member John Bouchillon, age 85, of O'Fallon, Missouri passed away on February 1, 2023 at Villages of St Peters in St. Peters, MO. He graduated from Mississippi State University with a degree in electrical engineering. John was a civilian working for the Army, AVSCOM from 1965 until he retired in 1995.



John loved wood-turning and was an avid wood carver. John also enjoyed acrylic painting and was a radio controlled airplane enthusiast. In his younger days he was an airplane owner/pilot. John also lettered in college in riflery at Mississippi State University where some of his records still stand today.

Community Programs ●

Please continue to work on these items and bring them to the meeting. For more information on these programs check the club web site.

Nursing Home Turnings – small boxes or bowls, ornaments, bird houses, feathered creatures – all are great items for this program – give your items to Charles Sapp.

Beads of Courage – boxes for storage of the patient's beads (see article in the NL) – give your items to John Hoeing.

Pens for the Troops – Kits are available from the club Treasurer for a \$3 deposit which is returned to you when a completed pen is returned for the program – get your kits and return completed pens to Charles Sapp. *Thanks to everyone for participating in this program. We are very near our goal of 50 pens.*

Positions to Fill ●

- Newsletter Editor – The editor is responsible for collecting articles, editing, and assembling the club newsletter.
- Demonstrators– Your help is needed to provide a demonstration at each of our meetings. The demo subject is your choice, whatever you enjoy doing – bowls, hollow forms, plates, boxes, pyrography, resins, stabilizing, tips and tricks, tops, Contact John Hoeing or Tom Zeller to volunteer.
- Audio / Visual Team – Additional support is needed to help set up, monitor and understand the system for backup. Talk to Rob Conaway to volunteer.
- Mentor Coordinator – Coordinate with members looking to improve their skills
- Pre-Meeting Mentor – Set up the Comets and be available to mentor members and visitors
- We appreciate all the help with set up and clean up. Contact Tom Zeller for more opportunities.

ZOOM● The club purchased a Pro Level account with Zoom so that we can host our meetings and other off-meeting events. Provided it does not conflict with any of our club events, the account can be used by members. If you would like to schedule a remote meeting send an email to webmaster@wtstl.com. Club events take priority.

ZOOM Streaming Links • Our meetings will be streamed via ZOOM unless noted in the meeting information on the web page. All members should receive a reminder and the ZOOM link during the week prior to the meeting. If you do not receive the link by the Thursday prior to the meeting, send an email to CWSAPP@CHARTER.NET requesting the link.

Tax Deductions• The Woodturners of St. Louis is a 501 (c)(3) charitable organization. Donations may be tax deductible. Donate up to \$100,000 annually from your IRA directly to a qualified charity through a [qualified charitable distribution](#). (As long as certain rules are met-such as you're at least 70½ when making the gift, and the check is payable directly to the qualified charity-then the distribution shouldn't be taxable income.)



Calendar of Upcoming Events

Date	Pre-Meeting 11:30 am – 12:30 pm	Meeting 1:00 pm – 4:00 pm
March 26, 2023	Spindle gouge – beads and coves	Jeff Hornung, turn baby burn, Shou Sugi Bon
April 23, 2023	Parting tool and its multiple uses	Paul Krautmann, goblet with captured ring
May 21, 2023	Open shop – bring a project to turn or for mentoring; lathes available; bring tools and safety equipment	Open shop – bring a project to turn or for mentoring; lathes available; bring tools and safety equipment
June 25, 2023	Skew	Tom Zeller, three sided vase

Newsletter Pictures of Show and Tell / President's Challenge Items • For better pictures and appreciation of your work, please submit pictures of your turnings to cwsapp@charter.net by the Friday prior to the next meeting. Include the species of wood, finish, size, and any comments.



But please, continue to bring your turning for Show and Tell and the President's Challenge to the meeting for display and judging by the members. A form will be provided for you to provide information on your turning, please complete it as information will be used by the editor for the newsletter.

Vendor / Sponsor Discounts ● Check the website for vendors that offer discounts to club members. **When shopping at Rockler in Bridgeton, ask them to register your purchase with the WTSTL as they provide gift cards to the club for door prizes after a number of purchases.**



Facebook site ● Check out the club Facebook page:
<https://www.facebook.com/pages/Woodturners-of-St-Louis/292734664135601> and “Like” the page (click on the “Like” icon) to receive updates. You can also post your pictures on this site.



Facebook Group ● Our club has a Facebook group that is a great way to post pictures of your work, provide tech tips, and share ideas. When you go to the site:
<https://www.facebook.com/groups/1157348070957128/?fref=nf> click on “Join” and your request will be processed by our Facebook administrator. It is a closed group and only seen by members.

February Hybrid Show and Tell



Bob Goulding

Wood: Knotty Pine

Size: 10 x 4

Finish: Deft lacquer

Comments: Difficult wood to turn; required extensive power sanding; but looks nice when finished.



Bob Goulding

Wood: Ponderosa Pine

Size: 9 x 4

Finish: Deft lacquer

Comments:





Bob Goulding

Wood: Spruce Burl

Size: 8 x 4

Finish: Deft lacquer

Comments:



Don Eskridge

Wood: Poplar glue up
with side plugs of cherry
and ash

Size:

Finish: Walnut oil

Comments: Rear tenon
rounded to mimic the
front



Keith Baizer



Wood: Poplar or pine

Size: 3 x 1.5

Finish: Linseed oil

Comments: Experimenting with multi axis turning



Keith Baizer



Wood:

Size:

Finish:

Comments: Natural edge bowl; completed demo piece



Karl Ernst

Wood: Stabilized and dyed wood

Size:

Finish:

Comments: Completion of door prize winning



Charles Sapp

Wood: Maple with alternate cherry lid

Size: 4 x 9

Finish: Walnut oil

Comments: Flask or vase; screw thread lid; two lid options





John Coburn

Wood: Walnut with Yellow Heart Disks

Size: 6 x 10

Finish: Antique oil

Comments: Flask



Wayne lehl

Wood: Cherry and Walnut

Size: 6 x 10

Finish: Walnut oil with oil and bees wax inside

Comments: Flask or coin bank (hole is large enough to accept coins)

February President's
Challenge Winner



Mike Vogt

Wood: Osage Orange with
Walnut Stopper

Size: 8 x 10

Finish:

Comments:



Jerry Rymarquis

Wood: Walnut, Cherry,
Maple, and Zebrawood

Size: 8 x 10

Finish: Danish Oil

Comments:





Tom Reel

Wood: Claro Walnut

Size: 3 x 6

Finish: Mylands Friction

Comments: Scent diffuser.
Shot glass container for
scent.



Wayne lehl

Wood: Red Cedar with
Walnut stem

Size: 3 x3

Finish: Shellac

Comments: Apple box





Wayne Iehl

Wood: Walnut and Maple

Size: 3 x3

Finish: Shellac

Comments: Lidded box



Steve Nagy

Wood: Maple, Cherry, Ash,
Padauk, Aspen, Walnut
(light and dark)

Size:

Finish:

Comments: 2065 pieces;
design by Tom Lohman



Jerry Rymarquis

Wood: Walnut Cherry, and
Maple

Size:

Finish: Danish Oil

Comments:



Les Krenning

Wood: Ash ?

Size: 8" tall

Finish:

Comments:



Becky Blankenship

Wood: Ash

Size: 8 x 6

Finish: Teak oil

Comments:



Ken Bald

Wood: Walnut and Cotton
Wood

Size:

Finish: 17 coats of Poly

Comments: Wave bowl





Les Krenning

Wood: Various

Size:

Finish:

Comments:
Carved flame for
finial



Phil Sonderman

Wood:

Size:

Finish:

Comments:
Learning
experience.

Editors note: We all have had these experiences. As Dave Endres told me when I started turning – sometimes you get angry wood. Thanks to Phil for sharing.

Show and Tell items are featured on a slide show on the club website home page. Check it out!

www.WTSTL.com

Web site● The URL is WTSTL.com. If you have issues or questions, contact the web master. **Items submitted for the Show and Tell are now being displayed on the home page of the web.** Provide Charlie Sapp with good quality pictures (640 x 480) of your turnings for Show and Tell!

If you enjoy turning wood, making things on your lathe or want to learn more about woodturning then join the [Woodturners of St. Louis](http://www.woodturnersofstlouis.com). Learn and share ideas with like-minded Woodturners of St. Louis. Our chapter normally meets from 1:00pm to 4:00 pm on the fourth Sunday of every month at 8300 Valcour Avenue, St. Louis, MO.

American Association of Woodturners● WTSTL is one of 350+ worldwide chapters of the American Association of Woodturners. We encourage you to join this organization. The AAW is dedicated to providing education, information, and organization to those interested in woodturning. You can join the AAW at their site: <http://woodturner.org/member/MemberLogOn.asp>.

Membership comes with access to on-line training information and includes a subscription to the *American Woodturner* magazine. Our club is a chapter of the AAW and we encourage all club members to join the AAW. They have been publishing a great series of on-line woodturning training articles for members that are worth the price of membership by themselves. They have also indexed all of the past AAW magazine articles so you can search and find help with most any issue you have or ideas on your next project.

President:	Tom Zeller	314.484.6499	tzeller0520@charter.net
Vice President:	John Hoeing	314.550.8540	ighoeing@mac.com
Secretary:	Linda Osterwise	314.630.0133	osterwik@gmail.com
Treasurer:	Charles Sapp	636.928.0149	cwsapp@charter.net
Newsletter:	Charles Sapp	636.928.0149	cwsapp@charter.net
Librarian:	Rich Hinkebein	636.332.2396	kathryna1945@yahoo.com
Audio Visual:	Rob Conaway	314.378.2514	riconaway@yahoo.com

Questions: webmaster@wtstl.com