

WOODTURNERS OF ST. LOUIS

A Chapter of the American Association of Woodturners

WTSTL.com

July 2023



Jerry Rymarquis – Christmas in July: Turning a Gnome and Hot Air Balloon ● Jerry turned ornaments that he has given his family in the last few years.

Gnome:

- Turn to round a maple blank about 1.5 x 1.5 x 6" between centers that has been predrilled for the nose (~3/16" hold 1/2" down from the top and a 1/4" hole in the top for mounting the hat).
- Mark about 2" down for the length. Shape, slightly undercut the top, and part off.
- Use the remaining wood to turn the nose. Shape and cut a tenon to go in the previously drilled hole.



about



- Mount a new blank for the hat. The finished diameter is ~1/4" larger than the diameter of the body (size according to your blank).



- Hair can be obtained at local hobby shops or on line. Cut on the back side so it keeps the ragged edge. Snip the backing to fit the hair around the nose or poke a slit at the previously drilled hole for the nose. Attach with hot glue or other adhesive.
- Attach hat with tenon and glue.

Hot Air Balloon

- Jerry uses segmented pieces from his other turnings but any blank about 4 x 6" can be used (or sized according to what you want). The blank is mounted between centers and a tenon turned on one end.



- Chuck the tenon (top of balloon is in the chuck); shape the outside; hollow the inside.

- Reverse mount with an expansion grip and finish turning the outside/top.



- The basket (1.25 x 1.25") is made from a small blank with a predrilled center. Texture as desired.


- Attach to the balloon with wire (20 gage)



Thanks to Jerry for a great demonstration on gnomes and hot air balloons. Jerry's demonstration is available on the [WTSTL Youtube Channel](#).



Pre-Meeting Demonstrator/ Mentor● Thanks to our members for stepping up to mentor others during the pre-meeting hands on turning . Steve Reynolds demonstrated and gave instruction on use of the scraper. Steve often uses a round [burnishing rod](#) or [Veritas scraper burnisher](#) to raise a burr for effective cutting.



Contact Tom Zeller to volunteer. Your help is needed and appreciated.

WTSTL Tool Boxes and Turning Tools● Each of our Comet lathes has a number and there is a tool box with tools with the same number in the movable/lockable cabinets. When setting up the pre-meeting area get the numbered box that goes with that Comet. This helps us identify any missing items and which box to replenish.

It is also very important to put the tools from a specific box back into that same box for inventory control. And, be sure that the tool boxes are taken back to the meeting room and stored in the locked mobil cabinets. The chuck and all loose items (spurs, knock out bar, ...) should be removed from the lathe and put back in the tool box for secure storage.

Mentoring● The Board recognizes the value of hands-on and one-on-one instruction. **Check the website for information on the mentoring program.** It will be one turner at a time; you must provide your project, tools, and face shield; a mask must also be worn. Make arrangements with the mentors to participate. Several of our members have taken advantage of this opportunity and provided very positive feedback on the mentors knowledge and instruction.

WTSTL Hybrid Meetings● Each meeting lets us improve and address new issues with our hybrid system. In person meetings will continue to be open to visitors (except when a paid demonstrator is scheduled); remote participation will be available via Zoom. We are discussing the possibility of exchanging Zoom demonstrations with other clubs around the world. More to follow as details are defined.

We need your help too. Please give us feedback on the good and bad with the A/V system so we can make your online participation a great experience.

If you do not see video at the start of the meeting (~1pm CT) let us know via the Zoom Chat window.

If the video drops offline or there are other issues let us know via the Zoom Chat window

Please mute yourself during the meeting as any background noise overpowers the demonstrator and puts you in the demo screen.

Please send Rob and Charlie an email with any suggestions. We monitor the chat but texts, email, and voice feedback is difficult during the meeting as the AV team is quite occupied with operation of the equipment.

Website● Electronic membership to the WTSTL is available via the club website. After entering your contact information and selecting your plan, log on to your PayPal account to complete your application and enter the amount to pay. When PayPal asks for our organization, enter **Woodturners of St. Louis**. You will receive a follow up email with your membership card. If you are not contacted within a couple of weeks, email the club Treasurer.



President's Spin● The Presidents challenge for August is to turn a gnome or hot air balloon. I hope we have enough entries to have both a novice and experienced categories. If you have questions about making either item, please contact Jerry Rymarquis.

At the August premeeting I will be discussing tool sharpening. What angles to use to sharpen each specific tool. What angle to use for the vary grind attachment. The different types of sharpening wheels and the different types of grinding machines. The club has one grinding machine and I have two grinders which I will bring to the pre-meeting. My goal is to help the new turners get more experience sharpening their tools. If you are not sure that your tools are sharp, get some help to get them sharp. So, bring a few tools and let's make them sharp.

I recently visited two woodturning clubs in Southern California.

1. Riverside CA, Inland Woodturners Club meets on the third Sunday of the month. Meetings begin with a brief announcement of events, exhibitions, as well as discussions

of future club events. After minor discussions on general topics the club proceeded to the instructional demonstration by one of the skilled club members. The club had a large Jet lathe 1642, for the demo. After the demonstration they continued on with the business part of the meeting. They had a break for refreshments. After the break members presented their president challenge items and “show and tell” items. They ended the meeting with a wood, tools, and other related items raffle. Raffle tickets were \$1.00 each or 6 for \$5.00. I liked the idea of raffling some of the wood items to help the club financially. The club uses the Janet Goeske Senior center in Riverside for its meetings. The club doesn’t charge dues to the members but, the club members pay \$25.00 a year to belong to the senior center.

2. Tustin CA, Orange County Woodturners Club. Which is a subset of the Orange County woodworkers club. The turners meet on the third Thursday of the month. They are members of American Association of Woodturners. The club format is very similar to ours. A. they conduct a business meeting, B. the featured a demonstrator who made an offset turning of a snowman bottle stopper. They discussed the pens for troops program and had pen kits and wood blanks for those interested in participating. They took a break and one club member offered give away wood in his pickup to share with members. The club is heavily involved with the Orange County Fair with a booth displaying many turned items and they provide daily demonstrations at the fair for 4 weeks July 14- Aug 13. The club has a library. The club has a 50/50 drawing tickets are a \$1.00 each or 6 for \$5.00. The winner keeps half, and the club keeps half. The funds raised and private donations fund the woodturners activities and military support programs. I won the drawing and donated my winnings to the club. The club dues are \$ 20.00 a year for the Woodworker and \$20.00 a year for the Woodturners. The club meets in the City of Tustin Senior center. The center charges them \$50.00 per hour to use the center.

I found both clubs to be very friendly and willing to help new turners as well as sharing items. Both clubs were offering books from members that no longer needed them and even offered them to non-members

Both Rockler and Woodcraft have sales but as of this date I do not have fliers for the Month of August.


Always wear safety glasses/face shield, a dust mask, and remember to stop, stretch, and take a break. Protecting your lungs is important wear a mask. Shop safety should be important to all of us, please stay focused on safety.

The novice category is for those woodturners that are still developing their woodturning skills. Gift certificates will be awarded to both categories providing we have at least three entries for each category. I will leave it up to the honor system for choosing the category for placing your Presidents Challenge item. - **Tom Zeller**

President's Challenge • Members select their choice of winner for the PC. During the break, review the items on the challenge table. Separate your ticket and write your selection (the number in front of each entry) on the back of the one marked "TICKET". Place it in the PC bowl. Your voting ticket will enter you in the door prize drawing. **One PC entry per member; must be turned following the challenge. There are NOW TWO categories for the President's Challenge – Novice and Open. Individuals decide which category to place their entry depending on the challenge. An experienced turner may never have done the challenge and feels like a novice. The category selected is done on the honor system. When voting – vote for one entry in the open category and one entry in the novice category. (Note – if there are insufficient entries for either category they may be combined.)**

Congratulations to the July PC winner: Jerry Rymarquis for his lidded box. See pictures of the winner and all the great entries in the Show and Tell section of the newsletter and on our website.


President's Challenge for August – gnome (add fake hair or carve it) or hot air balloon (any size of shape / embellishment encouraged). We hope to have lots of entries for both the novice and the open categories.



Vice President's Report • [Beads of Courage](#): The Beads of Courage is a program for kids in need. BOC is a not-profit organization dedicated to improving the quality of life for children and teens coping with serious illness.



The program integrates the use of beads as visible, tangible symbols of their experiences and treatment. Children receive a bead for every test, procedure, or treatment they undergo. Woodturners donate boxes to hold the beads they earn. Details on requirements for the boxes can be found on the club web site. Suggestions for BOC bags can be found [here](#). Ceramic beads to attach to the boxes are \$1.25 (13/16" in diameter) and available from Ken. Bring your boxes (or bags) to the meeting and give them to Ken Bald. – **Ken Bald**



Treasurer Report • Dues are due for 2023 membership. Electronic membership applications and payments can be made on the website. If you prefer to complete and mail a paper [application](#), it is available and can



be down loaded from the club website. Renewing and new members are asked to complete the new application form. Club patches are available from the Treasurer for \$5. – **Charles Sapp**



Secretary Report ● 28 people attended in person and 3 online.

The pre-meeting demo was done by Steve Reynolds. He showed us how to use a scraper, and how to put a new burr on your tool with a burnishing tool..

Charlie Sapp opened the meeting in the absence of Tom Zeller and Ken Bald. Charlie brought up several of Tom's favorite topics including shop safety. He also mentioned that the club will have an opportunity to set up a display at Woodcraft on October 21st. More information to follow.

The pre-meeting for August 27th will be tool sharpening.

Rich H recruited volunteers for the Old Capitol Statehood day demonstrations on Aug 10th from noon to 4pm.

September 24th, we will have our Picnic in the Parking Lot. As in the past, we should each bring a shareable item, and the club will supply the protein and buns.

Charlie also discussed the mentoring program we offer, and suggested that anyone interested give him or Tom a call, or call a mentor listed on the mentoring page of our website.

The President's Challenge this month was to turn a lidded box. We had some great entries – see the pictures referred to in the newsletter.

Next month's President's Challenge is to make a Gnome or hot air balloon as demonstrated by Jerry Rymarquis at the meeting. I'm looking forward to seeing what members of this talented group can come up with.

Be safe, be well, and enjoy turning. - **Linda Osterwise, Secretary WTSTL**



Library News ● Our library is only open on Sunday at our club meetings and is open to all our paid members for checking out books, videos, and DVD's.

Our library is a great source of inspiration and knowledge. We typically have around 50 items checked out by members at each meeting. Members can access a complete listing content on the club website. Please take advantage of this wonderful club benefit and return

items in a timely manner. The large meeting space allows me to spread out the material so you can review and check it out. Please let me know if you have any suggestions to improve our library. All of the magazines have been moved into storage, due to space limitations, with the exception of American Woodturner. Magazines are available upon request.

New for this month:

Woodturning #383 and #384

Making and using turning tools, by AAW

Learning at the lathe, by AAW

Turned bowl design, by Richard Raffan

Faceplate turning, Woodturning magazine articles

Turning segmented lamps, by Ralph s. Buckland

Thanks to former member Kent Householder for donating the above books to our library. –
Rich Hinkebein

Club News:

- Your Board of Directors is looking for nominations to serve on the Board in 2024. All positions are open. Please contact Tom Zeller if you are interested and willing to serve.



Video Resources ●

- The Woodturners of St. Louis have a YouTube channel. On it you will find many of our demonstrations. To find the videos – go to [YouTube.com](https://www.youtube.com/@woodturnersstlouis2950/videos) and search on *Woodturner St Louis*. <https://www.youtube.com/@woodturnersstlouis2950/videos>
- Past demonstrations are also available on DVD in our library and listed on the website demonstration tab.

Upcoming Events ● *The dates for the November meeting will be the 3rd Sunday of the month due to conflict with Thanksgiving holiday.*

Note – Not a member of the AAW. They have a guest membership that provides FREE sixty day access to AAW resources and full online access to all published content. Check out their website: [AAW Guest Member](#).

Community Programs ●

Please continue to work on these items and bring them to the meeting. For more information on these programs check the club web site.

Nursing Home Turnings – small boxes or bowls, ornaments, bird houses, feathered creatures – all are great items for this program – give your items to Charles Sapp.

Beads of Courage – boxes for storage of the patient's beads (see article in the NL) – give your items to Ken Bald.

Pens for the Troops – Kits are available from the club Treasurer for a \$3 deposit which is returned to you when a completed pen is returned for the program – get your kits and return completed pens to Charles Sapp. ***Our goal for 2023 is 50 pens and we are currently at 21.***

Positions to Fill •

- Candidates for 2024 officer slate.
- Newsletter Editor – The editor is responsible for collecting articles, editing, and assembling the club newsletter.
- Demonstrators– Your help is needed to provide a demonstration at each of our meetings. The demo subject is your choice, whatever you enjoy doing – bowls, hollow forms, plates, boxes, pyrography, resins, stabilizing, tips and tricks, tops, Contact Tom Zeller to volunteer.
- Audio / Visual Team – Additional support is needed to help set up, monitor and understand the system for backup. Talk to Rob Conaway to volunteer.
- Mentor Coordinator – Coordinate with members looking to improve their skills
- Pre-Meeting Mentor – Set up the Comets and be available to mentor members and visitors
- We appreciate all the help with set up and clean up. Contact Tom Zeller for more opportunities.

Tax Deductions• The Woodturners of St. Louis is a 501 (c)(3) charitable organization. Donations may be tax deductible. Donate up to \$100,000 annually from your IRA directly to a qualified charity through a [qualified charitable distribution](#). (As long as certain rules are met-such as you're at least 70½ when making the gift, and the check is payable directly to the qualified charity-then the distribution shouldn't be taxable income.)



Newsletter Pictures of Show and Tell / President's Challenge Items • For better pictures and appreciation of your work, please submit pictures of your turnings to cwsapp@charter.net **by the Friday prior to the next meeting**. Include the species of wood, finish, size, and any comments.



But please, continue to bring your turning for Show and Tell and the President's Challenge to the meeting for display and judging by the members. A form will be provided for you to provide information on your turning, please complete it as information will be used by the editor for the newsletter.

ZOOM Streaming Links • Our meetings will be streamed via ZOOM unless noted in the meeting information on the web page. All members should receive a reminder and the ZOOM link during the week prior to the meeting. If you do not receive the link by the Thursday prior to the meeting, **send an email to CWSAPP@CHARTER.NET requesting the link.**

Calendar of Upcoming Events

Date	Pre-Meeting 11:30 am – 12:30 pm	Meeting 1:00 pm – 4:00 pm
August 27, 2023	Tool sharpening (bring any you would like to sharpen / get advise on)	Ken Bald, Peppermill
Sept 24, 2023	Picnic in the Park(ing lot) and open turning	John Ferreira, Casting a small item with epoxy
October 22, 2023	TBD	Michel Blankenship, Ornament

Vendor / Sponsor Discounts • Check the website for vendors that offer discounts to club members. **When shopping at Rockler in Bridgeton, ask them to register your purchase with the WTSTL as they provide gift cards to the club for door prizes after a number of purchases.**



Facebook site • Check out the club Facebook page:

<https://www.facebook.com/pages/Woodturners-of-St-Louis/292734664135601>

and “Like” the page (click on the “Like” icon) to receive updates. You can also post your pictures on this site.



Facebook Group • Our club has a Facebook group that is a great way to post pictures of your work, provide tech tips, and share ideas. When you go to the site:

<https://www.facebook.com/groups/1157348070957128/?fref=nf> click on “Join” and your request will be processed by our Facebook administrator. It is a closed group and only seen by members.

ZOOM• The club purchased a Pro Level account with Zoom so that we can host our meetings and other off-meeting events. Provided it does not conflict with any of our club events, the account can be used by members. If you would like to schedule a remote meeting send an email to webmaster@wtstl.com. Club events take priority.



July Hybrid Show and Tell



Tom Heusler

Wood: Birch, Mahogany, Maple

Size:

Finish: Lacquer

Comments:



Charles Sapp

Wood: Maple

Size: 3 x 3

Finish: Deft lacquer

Comments: Hand cut threads on lidded box





Tom Reel

Wood: Cherry

Size: 3 x 5 1/2

Finish: Walby's Friction
Finish

Comments:



Charles Sapp



Wood: Cedar, Cherry,
Walnut,...

Size:

Finish: Deft lacquer

Comments: Boxes for
nursing home community
program



Tom Reel

Wood: Walnut w / African
finial

Size: 3 ½ x 4

Finish: Wax

Comments:



Rob Conaway

Wood: Bradford Pear

Size:

Finish: Yorkshire &
Hampshire

Comments:



Becky Blankenship

Wood: Cherry

Size:

Finish: Watco Oil

Comments:



Becky Blankenship

Wood: Variety (including honey suckle)

Size:

Finish:

Comments:



Rob Conaway

Wood: Silver Maple

Size:

Finish: Hampshire Sheen

Comments:



Rob Conaway

Wood: Osage Orange &
Cactus

Size:

Finish: Hampshire Sheen

Comments: Pedestal



Linda Osterwise

Wood:

Size: 10

Finish:

Comments: 15+ coats of
"Shine Juice"; Titled –
Warts and All



Linda Osterwise

Wood: Junk

Size: 6

Finish:

Comments: Stabilized with
Cactus Juice and 8 coats of
Shine Juice



Wayne lehl

Wood: Walnut crotch

Size: 15 x 5

Finish: Shellac

Comments: Winged bowl



Wayne lehl

Wood: Mulberry burl

Size: 3.5 x 4

Finish: Shellac

Comments:



Jeff Nasser

Wood: Snakewood, Holly,
& African Blackwood

Size:

Finish: Lacquer

Comments: Pepper mill



Rich Hinkebein

Wood: Cedar with African
Blackwood finial

Size: 3

Finish: Danish oil with Beall
buffing system

Comments:



Jeff Nasser

Wood: Mopane &
Booneree

Size:

Finish: Lacquer

Comments:



Wayne Iehl

Wood: Mulberry Burl

Size: 10 x 6

Finish: Shellac

Comments: Lidded box





Jim Duane

Wood: Box Elder & Cherry

Size:

Finish:

Comments: Embellished with pyrography



Fred Groves

Wood: Various

Size: ~1/2" height

Finish:

Comments: Expanding jam chuck used to hold body of the bird house





Jerry Rymarquis

Wood: Maple & Purple
Heart

Size: 6

Finish: Watco

Comments:

President's Challenge
Winner July 2023

President's Challenge
Winner April 2023

Show and Tell items are featured on a slide show on the club website home page. Check it out!

www.WTSTL.com

The URL is WTSTL.com. If you have issues or questions, contact the web master. **Items submitted for the Show and Tell are now being displayed on the home page of the web.** Provide Charlie Sapp with good quality pictures (640 x 480) of your turnings for Show and Tell!

If you enjoy turning wood, making things on your lathe or want to learn more about woodturning then join the [Woodturners of St. Louis](http://www.woodturners.org). Learn and share ideas with like-minded Woodturners of St. Louis. Our chapter normally meets from 1:00pm to 4:00 pm on the fourth Sunday of every month at 8300 Valcour Avenue, St. Louis, MO.

American Association of Woodturners• WTSTL is one of 350+ worldwide chapters of the American Association of Woodturners. We encourage you to join this organization. The AAW is dedicated to providing education, information, and organization to those interested in woodturning. You can join the AAW at their site: <http://woodturner.org/member/MemberLogOn.asp>.

Membership comes with access to on-line training information and includes a subscription to the *American Woodturner* magazine. Our club is a chapter of the AAW and we encourage all club members to join the AAW. They have been publishing a great series of on-line woodturning training articles for members that are worth the price of membership by themselves. They have also indexed all of the past AAW magazine articles so you can search and find help with most any issue you have or ideas on your next project.

President:	Tom Zeller	314.484.6499	zellertom83@gmail.com
Vice President:	Ken Bald	618.407.1636	kenbald@sbcglobal.net
Secretary:	Linda Osterwise	314.630.0133	osterwik@gmail.com
Treasurer:	Charles Sapp	636.928.0149	cwsapp@charter.net
Newsletter:	Charles Sapp	636.928.0149	cwsapp@charter.net
Librarian:	Rich Hinkebein	636.332.2396	kathryna1945@yahoo.com
Audio Visual:	Rob Conaway	314.378.2514	riconaway@yahoo.com

Questions: webmaster@wtstl.com