

WOODTURNERS OF ST. LOUIS

A Chapter of the American Association of Woodturners

WTSTL.com
September 2023



John Ferreira – Casting resin blanks ● John shared tips and techniques for making a composite turning blank. He likes to work with an epoxy combined with wood, glitter, pine cones, gum balls,... and other items from nature. Moisture is the enemy of a resin so all materials must be extremely dry. John may keep items in a toaster oven at low

temperature (~100 degrees) for several days prior to the casting. A stabilizing resin may also be used on some items for added strength.



Due to the fluidity of the epoxy it is important that a good seal be established to keep it from leaking out of the form before curing. Hot glue combined with plastic sheets make an excellent sealing media. John discussed the various types of epoxy that can be used for a thin, medium, and thick pour. A gallon of resin is over \$100, so to save casting material plugs – wood, plastic,... are often used.



Thanks to John for a great demonstration on casting resin blanks. Due to issues with our AV system the demo will not be available on the [WTSTL Youtube Channel](https://www.youtube.com/channel/UC...).

WTSTL Tool Boxes and Turning Tools ● Each of our Comet lathes has a number and there is a tool box with tools with the same number in the movable/lockable cabinets. When setting up the pre-meeting area get the numbered box that goes with that Comet. This helps us identify any missing items and which box to replenish.

It is also very important to put the tools from a specific box back into that same box for inventory control. And, be sure that the tool boxes are taken back to the meeting room and stored in the locked mobile cabinets. The chuck and all loose items (spurs, knock out bar, ...) should be removed from the lathe and put back in the tool box for secure storage.

Mentoring ● The Board recognizes the value of hands-on and one-on-one instruction. **Check the website for information on the mentoring program.** It will be one turner at a time; you

must provide your project, tools, and face shield; a mask must also be worn. Make arrangements with the mentors to participate. Several of our members have taken advantage of this opportunity and provided very positive feedback on the mentors knowledge and instruction.

WTSTL Hybrid Meetings● Each meeting lets us improve and address new issues with our hybrid system. In person meetings will continue to be open to visitors (except when a paid demonstrator is scheduled); remote participation will be available via Zoom. We are discussing the possibility of exchanging Zoom demonstrations with other clubs around the world. More to follow as details are defined.

Website● Electronic membership to the WTSTL is available via the club website. After entering your contact information and selecting your plan, [log on to your PayPal account](#) to complete your application and enter the amount to pay. When PayPal asks for our organization, enter **Woodturners of St. Louis**. You will receive a follow up email with your membership card. If you are not contacted within a couple of weeks, email the club Treasurer.

We need your help too. Please give us feedback on the good and bad with the A/V system so we can make your online participation a great experience.

If you do not see video at the start of the meeting (~1pm CT) [let us know via the Zoom Chat window](#).

If the video drops offline or there are other issues [let us know via the Zoom Chat window](#)

Please mute yourself during the meeting as any background noise overpowers the demonstrator and puts you in the demo screen.

Please send Rob and Charlie an email with any suggestions. We monitor the chat but texts, email, and voice feedback is difficult during the meeting as the AV team is quite occupied with operation of the equipment.



President's Spin● The President's challenge for October is to an item with a Halloween theme – turner's choice on the item.

I recently saw a YouTube video by Burt Hovander titled [Woodturning Sorby Spiraling and Texturing Tools](#). It is 1 hr 20 min in length. It is a step-by-step instruction on how to use the Sorby spiraling tool. It is very detailed, honest (Burt doesn't try to hide his mistakes) and easy to follow. I hope you review this video to gain a better understanding of spiraling and texturing. Please remember he is demonstrating on hard maple. Your results may differ if you use a different/softer type of wood.

I took a class recently to conduct an audit to see how other teachers teach their students. I contacted the organization a week before the class was scheduled to start. I wanted to know who was going to teach the class. Upon my inquiry the operator could not tell me who was going to teach the class. Not a really good start. A later inquiry to the organization provided me with an answer as to who was teaching. Upon arrival in the class the instructor did not provide a syllabus, or an outline or a detailed description of the class. The lathes were too tall for the average student. I was told that a riser was available, but I did not see it. In addition, there were no floor mats to keep you from slipping on the wood savings. The class did provide tools and they appeared to be sharp, however the sharpener was in a different room. The class was not over crowded or overly expensive. The instructor was friendly, helpful, and encouraging and the turning material was excellent. I was able to share some of my experience with the other students in the class. I believe the organization could do a better job with a plan/outline as to the direction of the class and provide a more experienced instructor.

The reason I audit classes is this. I took a class from an organization ten years ago. It was supposed to be a basic / beginning class to woodturning. When we arrived at the class the instructor had two or three tools at each workstation. The instructor also had a wood blank at each station. He introduced himself, told us how to mark the end of the blank stock and how to load it into the lathe. He demonstrated one planeing cut with the spindle roughing gouge and said this was what you should practice and left the room. Two other students turned to me and said they were heading home to practice. They didn't see a need to stay. I didn't say anything at the time because I thought the instructor knew more than I did. This wasn't a class; it was a complete waste of time and money from an organization that didn't care about its customers!

1. If the organization doesn't know who is going to teach or what is being taught, the class may not be organized, and the instructor may have limited experience.
2. The instructor does not have a syllabus or an outline or a detailed list of tasks he or she wants to accomplish. If you have no objectives, how do you know if the class was successful.
3. Ask other woodturner/wood workers about the organization you are thinking about. Did they have a successful time at a class you may be interested in.
4. If the class starts off in the wrong direction, stop immediately and ask the instructor about the class. If you are still not satisfied go see the owner/ director of the organization and alert them to the issue.

- Tom Zeller

President's Challenge • Members select their choice of winner for the PC. During the break, review the items on the challenge table. Separate your ticket and write your selection (the number in front of each entry) on the back of the one marked "TICKET". Place it in the PC bowl. Your voting ticket will enter you in the door prize drawing. **One PC entry per member; must be turned following the challenge. There are NOW TWO categories for the President's**


Challenge – Novice and Open. Individuals decide which category to place their entry depending on the challenge. An experienced turner may never have done the challenge and feels like a novice. The category selected is done on the honor system. When voting – vote for one entry in the open category and one entry in the novice category. (Note – if there are insufficient entries for either category they may be combined.)

Congratulations to the September PC winner: Jeff Nasser for his pepper mill. See pictures of the winner and all the great entries in the Show and Tell section of the newsletter and on our website.


President's Challenge for October – Create an item with a Halloween theme.



Vice President's Report • [Beads of Courage](#): The Beads of Courage is a program for kids in need. BOC is a not-profit organization dedicated to improving the quality of life for children and teens coping with serious illness. The program integrates the use of beads as visible, tangible symbols of their experiences and treatment. Children receive a bead for every test, procedure, or treatment they undergo. Woodturners donate boxes to hold the beads they earn. Details on requirements for the boxes can be found on the club web site. Suggestions for BOC bags can be found [here](#). Ceramic beads to attach to the boxes are \$1.25 (13/16" in diameter) and available from Ken. Bring your boxes (or bags) to the meeting and give them to Ken Bald. – **Ken Bald**



Treasurer Report • Dues are due for 2023 membership. Electronic membership applications and payments can be made on the website. If you prefer to complete and mail a paper [application](#), it is available and can be down loaded from the club website. Renewing and new members are asked to complete the new application form. Club patches are available from the Treasurer for \$5. – **Charles Sapp**



Secretary Report • 31 people attended in person and online.

Prior to the meeting members and spouses gathered in the parking lot for our annual picnic. Great grilling by our chef, Ken Bald, and tasty dishes to share from our members.

A few members met in the work area to discuss issues they were having with pen turning. Due to a time constraint no pens were turned at the meeting.

John Ferreira was our meeting demonstrator providing tips and techniques for casting a resin turning blank.

Be sure to check out the pictures of our Show and Tell as well as the President's Challenge.

Michael Blankenship will join us for our October meeting with a demonstration on turning a hollow ornament. It may well be an acrylic / wood combination. His demos are not to be missed.

Be safe, be well, and enjoy turning. - **Linda Osterwise, Secretary WTSTL**



Library News • Our library is only open on Sunday at our club meetings and is open to all our paid members for checking out books, videos, and DVD's.

Our library is a great source of inspiration and knowledge. We typically have around 50 items checked out by members at each meeting. Members can access a complete listing content on the club website. Please take advantage of this wonderful club benefit and return items in a timely manner. The large meeting space allows me to spread out the material so you can review and check it out. Please let me know if you have any suggestions to improve our library. All of the magazines have been moved into storage, due to space limitations, with the exception of American Woodturner. Magazines are available upon request.

New for this month:


Woodturning magazine #386

Multi-Centered Woodturning by Ray Hopper

-**Rich Hinkebein**

Club News:

- Gary Johnson long time turner and member of the WTSTL passed away in August. He will be missed. Gary was known for his segmented turning and has been featured in the AAW magazine.



- **WTSTL September meeting** • Ken Bald prepared the brats and hot dogs for our annual picnic meeting and members brought a variety of dishes to share. Great weather to enjoy the day and engage with other members.



- Your Board of Directors is looking for nominations to serve on the Board in 2024. All positions are open. Please contact Tom Zeller if you are interested and willing to serve.



- **Members in the Show** - Michael and Jackie Blankenship staffed their booth, Turning Blind, at the Mosaic Festival in St. Charles. Several contacts were made with other turners looking for a club!
-
- Please join me in welcoming our newest members:



Craig Berg from Wentzville.



Ken Schafermeyer from St. Louis.



Video Resources •

- The Woodturners of St. Louis have a YouTube channel. On it you will find many of our demonstrations. To find the videos – go to [YouTube.com](https://www.youtube.com/@woodturnersstlouis2950/videos) and search on *Woodturner St Louis*. <https://www.youtube.com/@woodturnersstlouis2950/videos>

- Past demonstrations are also available on DVD in our library and listed on the website demonstration tab.

Turning Tips ●

- Remember that a turning can fly off the lathe in any direction – not just toward you, but toward the ceiling, the wall, or a combination of all of the above as it rolls around.

Note – Not a member of the AAW. They have a guest membership that provides FREE sixty day access to AAW resources and full online access to all published content. Check out their website: [AAW Guest Member](#).

Community Programs ●

Please continue to work on these items and bring them to the meeting. For more information on these programs check the club web site.

Nursing Home Turnings – small boxes or bowls, ornaments, bird houses, feathered creatures – all are great items for this program – give your items to Charles Sapp.

Beads of Courage – boxes for storage of the patient's beads (see article in the NL) – give your items to Ken Bald.

Pens for the Troops – Kits are available from the club Treasurer for a \$3 deposit which is returned to you when a completed pen is returned for the program – get your kits and return completed pens to Charles Sapp. *Our goal for 2023 is ~~50~~ 120 pens and we are currently at 116.*

Positions to Fill ●

- Candidates for 2024 officer slate – President, VP, Sec, Treas.
- Newsletter Editor – The editor is responsible for collecting articles, editing, and assembling the club newsletter.
- Demonstrators– Your help is needed to provide a demonstration at each of our meetings. The demo subject is your choice, whatever you enjoy doing – bowls, hollow forms, plates, boxes, pyrography, resins, stabilizing, tips and tricks, tops, Contact Tom Zeller to volunteer.
- Audio / Visual Team – Additional support is needed to help set up, monitor and understand the system for backup. Talk to Rob Conaway to volunteer.
- Mentor Coordinator – Coordinate with members looking to improve their skills
- Pre-Meeting Mentor – Set up the Comets and be available to mentor members and visitors
- We appreciate all the help with set up and clean up. Contact Tom Zeller for more opportunities.

Tax Deductions • The Woodturners of St. Louis is a 501 (c)(3) charitable organization. Donations may be tax deductible. Donate up to \$100,000 annually from your IRA directly to a qualified charity through a [qualified charitable distribution](#). (As long as certain rules are met-such as you're at least 70½ when making the gift, and the check is payable directly to the qualified charity-then the distribution shouldn't be taxable income.)



ZOOM Streaming Links • Our meetings will be streamed via ZOOM unless noted in the meeting information on the web page. All members should receive a reminder and the ZOOM link during the week prior to the meeting. If you do not receive the link by the Thursday prior to the meeting, send an email to CWSAPP@CHARTER.NET requesting the link.

Vendor / Sponsor Discounts • Check the website for vendors that offer discounts to club members. *When shopping at Rockler in Bridgeton, ask them to register your purchase with the WTSTL as they provide gift cards to the club for door prizes after a number of purchases.*



Calendar of Upcoming Events

Date	Pre-Meeting 11:30 am – 12:30 pm	Meeting 1:00 pm – 4:00 pm
October 22, 2023	Easy Wood tools demo by Scott Eiswirth	Michel Blankenship, Ornament
November 19, 2023	No premeeting	Wine and Cheese social / election of officers
December 2023	No meeting. Enjoy the time with family and friends.	

Upcoming Events • *The dates for the November meeting will be the 3rd Sunday of the month due to conflict with Thanksgiving holiday.*

Facebook site ● Check out the club Facebook page:

<https://www.facebook.com/pages/Woodturners-of-St-Louis/292734664135601>

and “Like” the page (click on the “Like” icon) to receive updates. You can also post your pictures on this site.



Facebook Group ● Our club has a Facebook group that is a great way to post pictures of your work, provide tech tips, and share ideas. When you go to the site:

<https://www.facebook.com/groups/1157348070957128/?fref=nf> click on “Join” and your request will be processed by our Facebook administrator. It is a closed group and only seen by members.

ZOOM● The club purchased a Pro Level account with Zoom so that we can host our meetings and other off-meeting events. Provided it does not conflict with any of our club events, the account can be used by members. If you would like to schedule a remote meeting send an email to webmaster@wtstl.com. Club events take priority.



September Hybrid Show and Tell



Charles Sapp

Wood: Oak

Size: 8" diameter

Finish: Deft lacquer

Comments: Platter



Bill Eggers

Wood:

Comments: Pepper mill
constructed from cut offs
in shop





Wayne Iehl

Wood: Maple and red cedar

Finish: Spray paint and shellac

Comments: Pencil box with stave construction.



Wayne Iehl

Wood: Maple and red cedar

Finish: Spray paint and shellac

Comments: Pencil eraser lidded box





Ken Bald

Wood: Walnut and other unknown species

Comment: Off center bowls



Bob Goulding

Wood: Sequoia (Giant redwood)

Finish: Deft Lacquer

Comments: 6" x 4" ; note the large growth rings; color change is from the heart wood to the sap wood growth





Bob Goulding

Wood: Sequoia

Size: 8" x 8"

Finish: Lacquer

Comments: Tulips are turned from a 2x4 and painted with water colors



Bob Goulding

Wood: Olive

Size: 4.5" x 1"

Finish: Lacquer

Comments: Tablet/ cell phone holder



Keith Baizer

Comments: Natural edge
burl



Jeff Nasser

Wood: Holly, sugar maple,
Curepay

Finish: Lacquer

Comments: Pepper mill

September President's
Challenge Winner



Ken Bald

Wood: Claro walnut

Comments: August
Demonstration piece.



Ellen Williams

Wood: Cherry and apple

Comments: Pepper mill



Becky Blankenship

Wood: Walnut, ash, and skateboard for veneer

Finish: Watco oil and Yorkshire grit

Comments: Platter



Bill Grimes

Wood: Ambrosia maple

Comment: Off center and tilted platter turned at JC Campbell



Wayne Iehl

Comments: Mortar and
pestle

Show and Tell items are featured on a slide show on the club website home page. Check it out!

www.WTSTL.com

Our URL is WTSTL.com. If you have issues or questions, contact the web master. **Items submitted for the Show and Tell are now being displayed on the home page of the web.** Provide Charlie Sapp with good quality pictures (640 x 480) of your turnings for Show and Tell!

If you enjoy turning wood, making things on your lathe or want to learn more about woodturning then join the [Woodturners of St. Louis](http://www.woodturnersofstlouis.org). Learn and share ideas with like-minded Woodturners of St. Louis. Our chapter normally meets from 1:00pm to 4:00 pm on the fourth Sunday of every month at 8300 Valcour Avenue, St. Louis, MO.

American Association of Woodturners• WTSTL is one of 350+ worldwide chapters of the American Association of Woodturners. We encourage you to join this organization. The AAW is dedicated to providing education, information, and organization to those interested in woodturning. You can join the AAW at their site: <http://woodturner.org/member/MemberLogOn.asp>.

Membership comes with access to on-line training information and includes a subscription to the *American Woodturner* magazine. Our club is a chapter of the AAW and we encourage all club members to join the AAW. They have been publishing a great series of on-line woodturning training articles for members that are worth the price of membership by themselves. They have also indexed all of the past AAW magazine articles so you can search and find help with most any issue you have or ideas on your next project.

President:	Tom Zeller	314.484.6499	zellertom83@gmail.com
Vice President:	Ken Bald	618.407.1636	kenbald@sbcglobal.net
Secretary:	Linda Osterwise	314.630.0133	osterwik@gmail.com
Treasurer:	Charles Sapp	636.928.0149	cwsapp@charter.net
Newsletter:	Charles Sapp	636.928.0149	cwsapp@charter.net
Librarian:	Rich Hinkebein	636.332.2396	kathryna1945@yahoo.com
Audio Visual:	Rob Conaway	314.378.2514	rjconaway@yahoo.com

Questions: webmaster@wtstl.com