

WOODTURNERS OF ST. LOUIS

A Chapter of the American Association of Woodturners

WTSTL.com
October 2023



Hollow Ornament: Michael Blankenship, blind turner, begins all his ornaments by choosing some contrasting wood, which is done with great expertise by Jackie Blankenship or more recently using a casting from a resin (Alumilite) with

various fillers from gum balls, to wood chips, to glitter.....

Michael typically turns several ornaments at a time and works with 3 lathes/chucks to improve his productivity.



He starts with rounding the wood blank that will be used for the top and the finial. Using a circle cutter he cuts a tenon on one end, parts off what will be the finial and cuts another tenon on the

“to be” top.



For this demo Michael turned a resin ornament that was cast in a paper cup. After removing some of the paper it is mounted in a chuck, the tail stock engaged and the blank rounded. Then a hole is drilled thru the ornament (same diameter as cut for the finial and top tenons; 7/8 to 1 inch is

typical).




The blank is then rotated and held with an expansion grip using the hole that was just drilled. This allows the other end of the blank to be rounded.



Michael uses a hollowing tool designed by one of our past club members, Dave Endres, and now marketed by Michael on his website (www.turningblind.com). The offset brace eliminates torque generated by the cutter. Half of



the ornament is hollowed then rotated on the chuck to finish hollowing the other half. It is sanded and a friction finish made of 4 parts thinner and 1 part lacquer is applied to the blank both inside and outside.



The finial and top are then mounted in a chuck, finish turned, sanded, and a friction finish applied. The ornament is then ready for assembly. Two BB's are placed inside the ornament so buyers can shake it and feel

confident that it is hollow.



Thanks to Michael for a great demonstration on turning hollow ornaments. Check his website (www.turningblind.com) for a documentary on his career and his shop.

Due to issues with our AV system the demo did not record the sound. However, the [video](#) is available on the WTSTL Youtube Channel. In addition, a similar video with Michael turning a [hollow wooden ornament](#) is also available on our YouTube Channel.

Pre – Meeting Demo • Thanks to Scott Eiswirth for his demonstration of EasyWood tools.



November Meeting – Wine and Cheese Social, Ornament Exchange & Election • At the November meeting members will have the opportunity to exchange ornaments that they have made. If you would like to participate, just bring one of your ornaments to the November meeting. The ornament can be simple or complex. Participants will then draw a number to pick an ornament made by another club member. Hope to



have your ornament in the event. Ornaments can also be entered into the President's Challenge!

There will not be a demonstration at the November meeting. Instead we will have a few hours of socializing. Bring your spouse/significant other, favorite wine (or other drink you enjoy) and an appetizer to share. The social will start following a short business meeting. The meeting will begin at 1 pm.



The annual election will be held at the November meeting. The positions of President, Vice President, Secretary, and Treasurer will be up for election. The Board does have a slate of nominees: Rob Conaway, President; Becky Blankenship, VP; Linda Osterwise, Sec; Charles Sapp, Treasurer. If you are interested in serving the club as a Board Member, please contact Tom Zeller. Nominations will be accepted from the floor at the November meeting. Roles and responsibilities of the board members can be found in our bylaws on the club web site.

On behalf of the Board and members, our thanks to everyone that has served as an officer or on a committee for the WTSTL or been a demonstrator. Your contributions to the club are appreciated.

WTSTL Tool Boxes and Turning Tools● Each of our Comet lathes has a number and there is a tool box with tools with the same number in the movable/lockable cabinets. When setting up the pre-meeting area get the numbered box that goes with that Comet. This helps us identify any missing items and which box to replenish.

It is also very important to put the tools from a specific box back into that same box for inventory control. And, be sure that the tool boxes are taken back to the meeting room and stored in the locked mobile cabinets. The chuck and all loose items (spurs, knock out bar, ...) should be removed from the lathe and put back in the tool box for secure storage.

Mentoring● The Board recognizes the value of hands-on and one-on-one instruction. **Check the website for information on the mentoring program.** It will be one turner at a time; you must provide your project, tools, and face shield; a mask must also be worn. Make arrangements with the mentors to participate. Several of our members have taken advantage of this opportunity and provided very positive feedback on the mentors knowledge and instruction.

WTSTL Hybrid Meetings● Each meeting lets us improve and address new issues with our hybrid system. In person meetings will continue to be open to visitors (except when a paid demonstrator is scheduled); remote participation will be available via Zoom. We are discussing the possibility of exchanging Zoom demonstrations with other clubs around the world. More to follow as details are defined.

Website● Electronic membership to the WTSTL is available via the club website. After entering your contact information and selecting your plan, log on to your PayPal account to complete your application and enter the amount to pay. When PayPal asks for our organization, enter **Woodturners of St. Louis**. You will receive a follow up email with your membership card. If you are not contacted within a couple of weeks, email the club Treasurer.


We need your help too. Please give us feedback on the good and bad with the A/V system so we can make your online participation a great experience.

If you do not see video at the start of the meeting (~1pm CT) let us know via the Zoom Chat window.

If the video drops offline or there are other issues let us know via the Zoom Chat window

Please mute yourself during the meeting as any background noise overpowers the demonstrator and puts you in the demo screen.

Please send Rob and Charlie an email with any suggestions. **We monitor the chat but texts, email, calls, and voice feedback is difficult during the meeting as the AV team is quite occupied with operation of the equipment.**



President's Spin● I want to welcome our new members. If you have any questions, concerns or suggestions please bring them to me or a club officer. I hope we make you feel like you're at home.

Thanks to Steve, Tom, and Scott for handling our videography and those who help set it up and take it down. I know it has some issues sometimes that are hard to solve. I appreciated all your hard work.

The President's challenge for October is to turn, an ornament. Similar to the ones demonstrated and shown by Michael Blankenship at our club meeting. Many thanks to Michael for his demonstration. Thanks to those who submitted items for the President's Challenge. It is always a treat to see what turning items are presented for the challenge. Congratulations to the winner Wayne Isle, he had 5 or 6 items with Halloween themes. One item had 4 or 5 different types of wood.

I reviewed a YouTube video by Burt Hovander titled Woodturning Sorby Spiraling and Texturing Tools. It is 1 hr. 20 min in length. It is a step-by-step instruction on how to use the Sorby spiraling tool. It is very detailed, honest (Burt doesn't try to hide his mistakes) and easy

to follow. Please remember he is demonstrating on hard maple wood. Your results may differ if you use a different/softer type of wood. I highly recommend reviewing this video to gain a better understanding of spiraling and texturing.

I encourage you to bring examples of your work to the meetings even if you have some flaws or broken parts. It is good to have discussions with others on what went right and what went wrong.

As we work on our lathe or in our shops, we may develop a new tool or process that solves a problem and would be worthwhile sharing with others. Please bring them to the meeting and share them during our tech tip time. We have a drawing for door prizes at our meetings. If you have a piece of wood, tool, or something else that you are not using please bring it for donation. People really appreciate it.

As we head into winter try to stay warm as you work in your shop or basement. But be careful, make sure that all that wood in your shop is not a fire hazard. - **Tom Zeller**

President's Challenge • Members select their choice of winner for the PC. During the break, review the items on the challenge table. Separate your ticket and write your selection (the number in front of each entry) on the back of the one marked "TICKET". Place it in the PC bowl. Your voting ticket will enter you in the door prize drawing. **One PC entry per member; must be turned following the challenge. There are NOW TWO categories for the President's Challenge – Novice and Open. Individuals decide which category to place their entry depending on the challenge. An experienced turner may never have done the challenge and feels like a novice. The category selected is done on the honor system. When voting – vote for one entry in the open category and one entry in the novice category. (Note – if there are insufficient entries for either category they may be combined.)**

Congratulations to the October PC winner: Wayne Iehl for his witch, caldron, and Jack O Lantirn. See pictures of the winner and all the great entries in the Show and Tell section of the newsletter and on our website.

President's Challenge for November – Create an ornament.




Vice President's Report • [Beads of Courage](#): The Beads of Courage is a program for kids in need. BOC is a not-profit organization dedicated to improving the quality of life for children and teens coping with serious illness. The program integrates the use of beads as visible, tangible symbols of their experiences and treatment. Children receive a bead for every test, procedure, or treatment they undergo. Woodturners donate boxes to hold the beads they earn. Details on



requirements for the boxes can be found on the club web site. Suggestions for BOC bags can be found [here](#). Ceramic beads to attach to the boxes are \$1.25 (13/16" in diameter) and available from Ken. Bring your boxes (or bags) to the meeting and give them to Ken Bald. –
Ken Bald



Treasurer Report • Dues are due for 2024 membership. Electronic membership applications and payments can be made on the website. If you prefer to complete and mail a paper **application**, it is available and can be down loaded from the club website. Renewing and new members are asked to complete the new application form. Club patches are available from the Treasurer for \$5. –
Charles Sapp



Secretary Report • 40 people attended in person and online.

This month's pre-meeting activities featured Scott Eiswirth demonstrating Easy Wood Tools. Scott showed us how to use Easy Wood's Carbide beading tools and gave everyone a chance to try them. Scott explained how to hold the tools, when to use them as a negative rake and how to change the tips. Tom Zeller also demonstrated some of his tips and tricks making spinning tops, and showing easy ways to make them special.

We had a fantastic turnout this month – many visitors and even a few new members. Welcome to all of you. We hope you enjoyed the meeting and got something out of it that makes you want to come back.

Tom Zeller opened the meeting by reviewing some safety tips and asked for any tips and tricks to share with the group. Wayne Iehl showed us some tips on making a pepper mill. Wayne also showed us a template that he created for making feet on his bowls, just to give some of them a different look.

Tom also mentioned that new turners could benefit from videos by Kent Weakley. Tom recommended the video about turning bowls. I started watching it, and it looks like it would be easy to understand. Since word of mouth is the best way to learn about good videos vs. not so good videos, let us know at the next meeting if you've come across a video you think will help someone in the group.

Michael Blankenship was our demonstrator for the meeting (maybe that's why we had such a great turn-out for the meeting!) Michael demonstrated making a hollow ornament out of resin with wooden finials. As usual, Michael's demo was fantastic. You can check it out on the WTSTL YouTube channel.

Join us next month on November 19th at 1:00 (no pre-meeting this time), for our wine and cheese party. Bring a hand-turned ornament for an ornament exchange (optional)/Show and Tell and an appetizer or drink to share. This will also be our election of officers and setting dues for next year. Regular meetings will resume January 28th, 2024. See you then.

Be safe, be well, and enjoy turning. - **Linda Osterwise, Secretary WTSTL**



Library News • Our library is only open on Sunday at our club meetings and is open to all our paid members for checking out books, videos, and DVD's.

Our library is a great source of inspiration and knowledge. We typically have around 50 items checked out by members at each meeting. Members can access a complete listing content on the club website. Please take advantage of this wonderful club benefit and return items in a timely manner. The large meeting space allows me to spread out the material so you can review and check it out. Please let me know if you have any suggestions to improve our library. All of the magazines have been moved into storage, due to space limitations, with the exception of American Woodturner. Magazines are available upon request. -**Rich Hinkebein**

Club News:

- Your Board of Directors is looking for nominations to serve on the Board in 2024. All positions are open. Please contact Tom Zeller if you are interested and willing to serve.
- Thanks to members that worked at the Old Capitol for the Senior Day in the carpenter shop (Tom Heusler and Rich Hinkebein) and to those that worked the table at Woodcraft for Club day promoting the WTSTL (Claire Andracsek, Gene Ebbinghaus, Tom Reel, and Tom Zeller).
- **Please join me in welcoming our newest members:**



Paul Kennedy from St. Louis.
Joe Devoti from St. Louis.
Steve Hondel from Trenton, IL
Bret Kruse from Trenton, IL

Video Resources ●

- The Woodturners of St. Louis have a YouTube channel. On it you will find many of our demonstrations. To find the videos – go to [YouTube.com](https://www.youtube.com/@woodturnersstlouis2950/videos) and search on *Woodturner St Louis*. <https://www.youtube.com/@woodturnersstlouis2950/videos>
- Past demonstrations are also available on DVD in our library and listed on the website demonstration tab.

Turning Tips ●

- When creating a bowl or other footed item a template makes for a quick and accurate way to lay it out. This template was used by Wayne Iehl for his footed bowl. Wayne also used the lathe to remove a lot of the initial material between the feet with this tool that had internal threads to screw on the head stock and 36 grit paper attached to the circumference.



Note – Not a member of the AAW. They have a guest membership that provides FREE sixty day access to AAW resources and full online access to all published content. Check out their website: [AAW Guest Member](#).

Community Programs ●

Please continue to work on these items and bring them to the meeting. For more information on these programs check the club web site.

Nursing Home Turnings – small boxes or bowls, ornaments, bird houses, feathered creatures – all are great items for this program – give your items to Charles Sapp.

Beads of Courage – boxes for storage of the patient's beads (see article in the NL) – give your items to Ken Bald.

Pens for the Troops – Kits are available from the club Treasurer for a \$3 deposit which is returned to you when a completed pen is returned for the program – get your kits and return completed pens to Charles Sapp. *Our goal for 2023 is ~~=50=~~ 120 pens and we are currently at 116.*

Positions to Fill •

- Candidates for 2024 officer slate – President, VP, Sec, Treas.
- Newsletter Editor – The editor is responsible for collecting articles, editing, and assembling the club newsletter.
- Demonstrators– Your help is needed to provide a demonstration at each of our meetings. The demo subject is your choice, whatever you enjoy doing – bowls, hollow forms, plates, boxes, pyrography, resins, stabilizing, tips and tricks, tops, Contact Tom Zeller to volunteer.
- Audio / Visual Team – Additional support is needed to help set up, monitor and understand the system for backup. Talk to Rob Conaway/Steve Botkin to volunteer.
- Mentor Coordinator – Coordinate with members looking to improve their skills
- Pre-Meeting Mentor – Set up the Comets and be available to mentor members and visitors
- We appreciate all the help with set up and clean up. Contact Tom Zeller for more opportunities.

Tax Deductions• The Woodturners of St. Louis is a 501 (c)(3) charitable organization. Donations may be tax deductible. Donate up to \$100,000 annually from your IRA directly to a qualified charity through a [qualified charitable distribution](#). (As long as certain rules are met-such as you're at least 70½ when making the gift, and the check is payable directly to the qualified charity-then the distribution shouldn't be taxable income.)



ZOOM Streaming Links • Our meetings will be streamed via ZOOM unless noted in the meeting information on the web page. All members should receive a reminder and the ZOOM link during the week prior to the meeting. If you do not receive the link by the Thursday prior to the meeting, [send an email to CWSAPP@CHARTER.NET](mailto:CWSAPP@CHARTER.NET) requesting the link.

Vendor / Sponsor Discounts • Check the website for vendors that offer discounts to club members. ***When shopping at Rockler in Bridgeton, ask them to register your purchase with the WTSTL as they provide gift cards to the club for door prizes after a number of purchases.***



Calendar of Upcoming Events

Date	Pre-Meeting 11:30 am – 12:30 pm	Meeting 1:00 pm – 4:00 pm
November 19, 2023	No premeeting	Wine and Cheese social / election of officers
December 2023	No meeting. Enjoy the time with family and friends.	

Upcoming Events • *The dates for the November meeting will be the 3rd Sunday of the month due to conflict with Thanksgiving holiday.*

Facebook site • Check out the club Facebook page:

<https://www.facebook.com/pages/Woodturners-of-St-Louis/292734664135601>

and “Like” the page (click on the “Like” icon) to receive updates. You can also post your pictures on this site.



Facebook Group • Our club has a Facebook group that is a great way to post pictures of your work, provide tech tips, and share ideas. When you go to the site:

<https://www.facebook.com/groups/1157348070957128/?fref=nf> click on “Join” and your request will be processed by our Facebook administrator. It is a closed group and only seen by members.

ZOOM • The club purchased a Pro Level account with Zoom so that we can host our meetings and other off-meeting events. Provided it does not conflict with any of our club events, the account can be used by members. If you would like to schedule a remote meeting send an email to webmaster@wtstl.com. Club events take priority.



October Hybrid Show and Tell



Charles Sapp

Wood: Ash

Size: 3 x 3

Finish: Acrylic paints and lacquer

Comments:



Karl Ernst



Wood:

Size:

Finish:

Comments:



Wayne lehl

Wood: Walnut, birch, cedar,
Osage orange

Size: 18"

Finish: Shellac

Comments: Witch with caldron
and Jack O Lantern

President's Challenge
October Winner



Wayne lehl

Wood: Spalted

Size: 8 x 5

Finish:

Comments: Template and head
stock grinder attachment used to
shape feet





Wayne Iehl

Wood:

Size: 3 x 3

Finish:

Comments: Hot glue used for the web inside the hat



Ken Schafermeyer

Wood: Maple, cherry, walnut with mahogany rim

Size: 8 x 3

Finish: Cutting board oil and wax

Comments: Bottom turned so part of the mahogany base shows thru.





Steve Nagy

Wood: Walnut and Maple

Size: 10"

Finish: Bar top resin

Comments: Holiday plate with 209 pieces



Tom Reel

Wood:

Size:

Finish:

Comments:



Tom Zeller

Wood: Cherry

Size: 4 x 3

Finish:

Comments: Lid was turned from flat stock to allow more variation in size and shape.



Karl Ernst

Wood: Pepper mill – Oak and Walnut; Cutter Maple

Size: 8"

Finish: Deft lacquer

Comments:

Show and Tell items are featured on a slide show on the club website home page. Check it out!

www.WTSTL.com

Our URL is WTSTL.com. If you have issues or questions, contact the web master. **Items submitted for the Show and Tell are now being displayed on the home page of the web.** Provide Charlie Sapp with good quality pictures (640 x 480) of your turnings for Show and Tell!

If you enjoy turning wood, making things on your lathe or want to learn more about woodturning then join the [Woodturners of St. Louis](http://www.WTSTL.com). Learn and share ideas with like-minded Woodturners of St. Louis. Our chapter normally meets from 1:00pm to 4:00 pm on the fourth Sunday of every month at 8300 Valcour Avenue, St. Louis, MO.

American Association of Woodturners • WTSTL is one of 350+ worldwide chapters of the American Association of Woodturners. We encourage you to join this organization. The AAW is dedicated to providing education, information, and organization to those interested in woodturning. You can join the AAW at their site: <http://woodturner.org/member/MemberLogOn.asp>.

Membership comes with access to on-line training information and includes a subscription to the *American Woodturner* magazine. Our club is a chapter of the AAW and we encourage all club members to join the AAW. They have been publishing a great series of on-line woodturning training articles for members that are worth the price of membership by themselves. They have also indexed all of the past AAW magazine articles so you can search and find help with most any issue you have or ideas on your next project.

President:	Tom Zeller	314.484.6499	zellertom83@gmail.com
Vice President:	Ken Bald	618.407.1636	kenbald@sbcglobal.net
Secretary:	Linda Osterwise	314.630.0133	osterwik@gmail.com
Treasurer:	Charles Sapp	636.928.0149	cwsapp@charter.net
Newsletter:	Charles Sapp	636.928.0149	cwsapp@charter.net
Librarian:	Rich Hinkebein	636.332.2396	kathryna1945@yahoo.com
Audio Visual:	Rob Conaway	314.378.2514	riconaway@yahoo.com

Questions: webmaster@wtstl.com