

# WOODTURNERS OF ST. LOUIS


A Chapter of the American Association of Woodturners

WTSTL.com  
June 2024



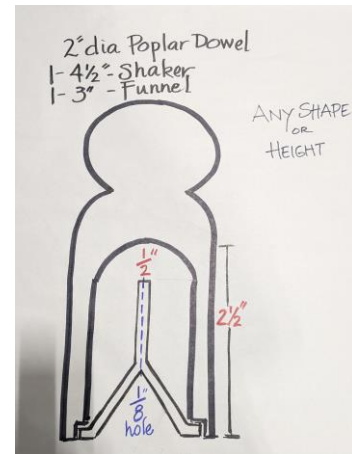
**Ellen Williams** demonstrated how to turn an upside down salt/pepper shaker.

Starting with a 2" poplar dowel mounted between centers (Lowes currently has the lowest price) a tenon is turned on one end and then mounted in a chuck.



Using a 1 1/8" Forstner (FAMAG bit for better cutting) bit a hole is drilled 2" deep. A 5/8" bit is then used to drill about 1/2" deeper and the end is "domed" with a spindle tool. A mortise is cut in the end for the mounting of the funnel and the outside is shaped to turner's choice. Just be conscious of where the hole is drilled. Pen jaws can be used to hold the piece for finishing the top.

The funnel is made with a piece sized to fit in the bottom recess; length is 2". A funnel shape is turned and a 1/8" hole is drilled for salt (hole size for pepper depends on the grind).



The funnel is then glued into the recess. To fill – pour salt into the funnel and it will fill the inner chamber (leave room for the salt to freely move in the chamber). To use – simple move the shaker up and down. The salt will hit the dome and come out thru the hole in the funnel!


Thanks to Ellen Williams for a great demonstration on an upside down salt shaker.

A [video of this demonstration](#) is available on our YouTube channel. There were issues with the sound so Ellen and Steve are working on doing a voice over to the video in the future. To find this and other videos – go to YouTube.com and search on *Woodturner St Louis*.

<https://www.youtube.com/@woodturnersstlouis2950/videos>



**Pre – Meeting Demo** • Thanks to Charles Sapp for discussing hand chasing threads and demonstrating the technique.



**WTSTL Tool Boxes and Turning Tools**• Each of our Comet lathes has a number and there is a tool box with tools with the same number in the movable/lockable cabinets. When setting up the pre-meeting area get the numbered box that goes with that Comet. This helps us identify any missing items and which box to replenish.

It is also very important to put the tools from a specific box back into that same box for inventory control. And, be sure that the tool boxes are taken back to the meeting room and stored in the locked mobile cabinets. The chuck and all loose items (spurs, knock out bar, ...) should be removed from the lathe and put back in the tool box for secure storage.

**Mentoring**• The Board recognizes the value of hands-on and one-on-one instruction. **Check the website for information on the mentoring program.** It will be one turner at a time; you must provide your project, tools, and face shield; a mask must also be worn. Make arrangements with the mentors to participate. Several of our members have taken advantage of this opportunity and provided very positive feedback on the mentors knowledge and instruction.

**WTSTL Hybrid Meetings**• Each meeting lets us improve and address new issues with our hybrid system. In person meetings will continue to be open to visitors (except when a paid demonstrator is scheduled); remote participation will be available via Zoom. We are discussing the possibility of exchanging Zoom demonstrations with other clubs around the world. More to follow as details are defined.

**We need your help too.** Please give us feedback on the good and bad with the A/V system so we can make your online participation a great experience.

If you do not see video at the start of the meeting (~1pm CT) let us know via the Zoom Chat window.

If the video drops offline or there are other issues let us know via the Zoom Chat window

**Please mute yourself during the meeting as any background noise overpowers the demonstrator and puts you in the demo screen.**

Please send Steve Botkin and Charlie an email with any suggestions. **We monitor the chat but texts, email, calls, and voice feedback is difficult during the meeting as the AV team is quite occupied with operation of the equipment.**

**Website** ● Electronic membership to the WTSTL is available via the club website. After entering your contact information and selecting your plan, log on to your PayPal account to complete your application and enter the amount to pay. When PayPal asks for our organization, enter **Woodturners of St. Louis**. You will receive a follow up email with your membership card. If you are not contacted within a couple of weeks, email the club Treasurer.



**President's Spin** ● Rob is on vacation. Until next month, keep turning! - **Rob Conaway**

**President's Challenge** ● Members select their choice of winner for the PC. During the break, review the items on the challenge table. Separate your ticket and write your selection (the number in front of each entry) on the back of the one marked "TICKET". Place it in the PC bowl. Your voting ticket will enter you in the door prize drawing. One PC entry per member; must be turned following the challenge. There are NOW TWO categories for the President's Challenge – Novice and Open. Individuals decide which category to place their entry depending on the challenge. An experienced turner may never have done the challenge and feels like a novice. The category selected is done on the honor system. **When voting – vote for one entry in the open category and one entry in the novice category. (Note – if there are insufficient entries for either category they may be combined.)**

**Congratulations to the June PC winner:** Ken Bald for his inside out ornament.

**President's Challenge for July** – Turn an upside down shaker.



**Vice President's Report** • Many thanks to Charlie Sapp and Ellen Williams for their great presentations. Charlie's pre-meeting demo was on a topic that even experienced turners struggle with - thread chasing. Ellen Williams chose to demonstrate an upside down salt shaker to challenge both beginner and veteran turners. Ken Bald spoke about why club members should consider doing Beads of Courage boxes.

All pre-meeting and main meeting demos are filled for this year but please consider doing a demonstration next year. See me to start scheduling. – **Becky Blankenship**

[Beads of Courage:](#) The Beads of Courage is a program for kids in need. BOC is a not-profit organization dedicated to improving the quality of life for children and teens coping with serious illness. The program integrates the use of beads as visible, tangible symbols of their experiences and treatment. Children receive a bead for every test, procedure, or treatment they undergo. Woodturners donate boxes to hold the beads they earn. Details on requirements for the boxes can be found on the club web site. Suggestions for BOC bags can be found [here](#). Ceramic beads to attach to the boxes are \$1.25 (13/16" in diameter) and available from Charlie. Bring your boxes (or bags) to the meeting and give them to Becky. – **Becky Blankenship**



**Treasurer Report** • **Dues are due for 2024 membership.** Electronic membership applications and payments can be made on the website. If you prefer to complete and mail a paper [application](#), it is available and can be down loaded from the club website. Renewing and new members are asked to complete the new application form. Club patches are available from the Treasurer for \$5. – **Charles Sapp**



**Secretary Report**• Valerie Botkin accepted the role of acting Secretary pending Linda's return.

We had 30 members and visitors in attendance and more on the Zoom call. VP, Becky Blankenship, led the meeting in Rob's absence. The pre-meeting demonstration was on chasing threads by Charles Sapp. The meeting demonstration was done by Ellen Williams who showed how to turn an upside down salt shaker.

Meeting time and day will change in January 2025. We will still be meeting at CTF but the day and time will change to the 4<sup>th</sup> TUESDAY at 500pm. - **Acting Secretary Valerie Botkin**



**Library News** ● Our library is only open on Sunday at our club meetings and is open to all our paid members for checking out books, videos, and DVD's.

### **New additions: Woodturning Magazine Issues 393 and 395**

Our library is a great source of inspiration and knowledge. Members can access a complete listing content on the club website. Please take advantage of this wonderful club benefit and return items in a timely manner. The large meeting space allows me to spread out the material so you can review and check it out. Please let me know if you have any suggestions to improve our library. All of the magazines have been moved into storage, due to space limitations, with the exception of American Woodturner. Magazines are available upon request. **-Rich Hinkebein**

### **Club News:**

### **Video Resources ●**

- The Woodturners of St. Louis have a YouTube channel. On it you will find many of our demonstrations. To find the videos – go to YouTube.com and search on *Woodturner St Louis*. <https://www.youtube.com/@woodturnersstlouis2950/videos>

Note – Not a member of the AAW. They have a guest membership that provides FREE sixty day access to AAW resources and full online access to all published content. Check out their website: [AAW Guest Member](#).

### **Tech Tip ●**

### **Community Programs ●**

Please continue to work on these items and bring them to the meeting. For more information on these programs check the club web site.

**Nursing Home Turnings** – small boxes or bowls, ornaments, bird houses, feathered creatures – all are great items for this program – give your items to Charles Sapp.

**Beads of Courage** – boxes for storage of the patient's beads (see article in the NL) – give your items to Becky Blankenship.

**Pens for the Troops** – Kits are available from the club Treasurer for a \$3 deposit which is returned to you when a completed pen is returned for the program – get your kits and return completed pens to Charles Sapp. *Our goal for 2024 is 150 250 pens and we are currently at 185.*



## Positions to Fill •

- Newsletter Editor – The editor is responsible for collecting articles, editing, and assembling the club newsletter.
- Demonstrators– Your help is needed to provide a demonstration at each of our meetings. The demo subject is your choice, whatever you enjoy doing – bowls, hollow forms, plates, boxes, pyrography, resins, stabilizing, tips and tricks, tops, ..... Contact Becky Blankenship to volunteer.
- Audio / Visual Team – Additional support is needed to help set up, monitor and understand the system for backup. Talk to Steve Botkin to volunteer.
- Mentor Coordinator – Coordinate with members looking to improve their skills
- Pre-Meeting Mentor – Set up the Comets and be available to mentor members and visitors
- We appreciate all the help with set up and clean up. Contact Rob Conaway for more opportunities.

**Tax Deductions**• The Woodturners of St. Louis is a 501 (c)(3) charitable organization. Donations may be tax deductible. Donate up to \$100,000 annually from your IRA directly to a qualified charity through a [qualified charitable distribution](#). (As long as certain rules are met-such as you're at least 70½ when making the gift, and the check is payable directly to the qualified charity-then the distribution shouldn't be taxable income.)



**ZOOM Streaming Links** • Our meetings will be streamed via ZOOM unless noted in the meeting information on the web page. All members should receive a reminder and the ZOOM link during the week prior to the meeting. If you do not receive the link by the Thursday prior to the meeting, **send an email to [CWSAPP@CHARTER.NET](mailto:CWSAPP@CHARTER.NET) requesting the link.**

**Vendor / Sponsor Discounts** • Check the website for vendors that offer discounts to club members. ***When shopping at Rockler in Bridgeton, ask them to register your purchase with the WTSTL as they provide gift cards to the club for door prizes after a number of purchases.***



## Calendar of Upcoming Events

Date	Pre-Meeting 11:30 am – 12:30 pm	Meeting 1:00 pm – 4:00 pm
July 28, 2024	Scott Eiswirth – Easy Wood Tools	Jeff Nasser – Baby rattle
August 25, 2024		

**Facebook site** • Check out the club Facebook page:

<https://www.facebook.com/pages/Woodturners-of-St-Louis/292734664135601>



and “Like” the page (click on the “Like” icon) to receive updates. You can also post your pictures on this site.

**Facebook Group** • **Our club has a Facebook group that is a great way to post pictures of your work, provide tech tips, and share ideas.** When you go to the site:

<https://www.facebook.com/groups/1157348070957128/?fref=nf> click on “Join” and your request will be processed by our Facebook administrator. It is a closed group and only seen by members.

# June Hybrid Show and Tell



Charles Sapp



Karl Ernst







Art Staden



Art Staden





Platter with projector lens from Bell & Howell (40 years ago)



Bob Goulding



Platter with projector lens from Bell & Howell (40 years ago)



Bob Goulding





Ken Bald

President's Challenge  
June Winner



Rich  
Hinkebein





Bill Eggers



Wayne Iehl





Wayne Iehl

**Show and Tell items are featured on a slide show on the club website home page. Check it out!**

**[www.WTSTL.com](http://www.WTSTL.com)**

Our URL is [WTSTL.com](http://www.WTSTL.com). If you have issues or questions, contact the web master. **Items submitted for the Show and Tell are now being displayed on the home page of the web.** Provide Charlie Sapp with good quality pictures (640 x 480) of your turnings for Show and Tell!

If you enjoy turning wood, making things on your lathe or want to learn more about woodturning then join the [Woodturners of St. Louis](http://www.WoodturnersofStLouis.com). Learn and share ideas with like-minded Woodturners of St. Louis. Our chapter normally meets from 1:00pm to 4:00 pm on the fourth Sunday of every month at 8300 Valcour Avenue, St. Louis, MO with a pre-meeting at 1130am.

**American Association of Woodturners** • WTSTL is one of 350+ worldwide chapters of the American Association of Woodturners. We encourage you to join this organization. The AAW is dedicated to providing education, information, and organization to those interested in woodturning. You can join the AAW at their site: <http://woodturner.org/member/MemberLogOn.asp>.

Membership comes with access to on-line training information and includes a subscription to the *American Woodturner* magazine. Our club is a chapter of the AAW and we encourage all club members to join the AAW. They have been publishing a great series of on-line woodturning training articles for members that are worth the price of membership by themselves. They have also indexed all of the past AAW magazine articles so you can search and find help with most any issue you have or ideas on your next project.

President:	Rob Conaway	314.378.2514	<a href="mailto:riconaway@yahoo.com">riconaway@yahoo.com</a>
Vice President:	Becky Blankenship	636.288.4947	<a href="mailto:bziltz@yahoo.com">bziltz@yahoo.com</a>
Secretary:	Linda Osterwise	314.630.0133	<a href="mailto:osterwik@gmail.com">osterwik@gmail.com</a>
Treasurer:	Charles Sapp	636.928.0149	<a href="mailto:cwsapp@charter.net">cwsapp@charter.net</a>
Newsletter:	Charles Sapp	636.928.0149	<a href="mailto:cwsapp@charter.net">cwsapp@charter.net</a>
Librarian:	Rich Hinkebein	636.332.2396	<a href="mailto:kathryna1945@yahoo.com">kathryna1945@yahoo.com</a>
Audio Visual:	Steve Botkin	314.504.0684	<a href="http://Steve@Botkin.ws">Steve@Botkin.ws</a>
Acting Secretary:	Valerie Botkin		<a href="mailto:valeriebotkin@gmail.com">valeriebotkin@gmail.com</a>

Questions: [webmaster@wtstl.com](mailto:webmaster@wtstl.com)