



WOODTURNERS OF ST. LOUIS

A Chapter of the American Association of Woodturners

WTSTL.com
April 2026

Meetings are on the 4th TUESDAY OF THE MONTH IN THE EVENING. Premeeting starts at 5pm and main meeting starts at 6:30PM. Meetings will continue to be hosted at CTF at 8300 Valcour Ave; Affton, MO. Next meeting will be May 26, 2026.



Gnomes • Gnomes are small, mythological humanoids typically depicted with hats and long beards. Ray Hinkle has used his turning and creative skills to bring several styles to life ranging from artist, to fisherman, to nature lover,.....



Ray started with a 3" block of maple, turned it round, then split it into two pieces for the hat and body. Each piece having a tenon for mounting in the chuck. Bodies are typically barrel shaped.

The hat block is sized with tenon to fit in a recess on the top of the body.

The tenon is chucked so that the hat can be shaped.



After sanding, Ray applies alcohol ink. On this hat he started with a base coat of red, then purple, and blended with alcohol. He uses make up pads to apply the ink. He then applies three coats of lacquer, and then buffs out with Yorkshire grit (brown and white).



Noses and arms are typically sized with a 7mm wrench. The [hair/beards](#) can be found on line in several colors. The accessories can be found at Hobby Lobby / Michaels.....

Thanks to Ray for an informative demonstration on turning gnomes. A recording of his demonstration is available on our YouTube channel. Search YouTube for Woodturners of St. Louis.

Pre-Meeting ● No pre-meeting in April.

Join me in welcoming our new member ●
Collin Cox of Arnold, MO

New!

Open Turning / Training on the Second Tuesday of the month ● The club is now offering open turning and training on the second Tuesday of the month. **Next class is May 12, 2026.**

The time will be to offer hands on turning, to cover techniques, and to answer questions regarding turning. It will be at the Carpenter's Training Facility, 8300 Valcour Ave, Affton, MO starting at 530pm and wrapping up by 830pm.

Members are asked to contact [Ray Hinkle](#) before the class so material will be available. Please bring your face shield and spindle/bowl gouges for the class. The May 12, 2026 class will focus on turning a platter/bowl.

Watch your email for more information prior to the class.



WTSTL Tool Boxes and Turning Tools ● Each of our Comet lathes has a number and there is a tool box with tools with the same number in the movable/lockable cabinets. When setting up the pre-meeting area get the numbered box that goes with that Comet. This helps us identify any missing items and which box to replenish.

It is also very important to put the tools from a specific box back into that same box for inventory control. And, be sure that the tool boxes are taken back to the meeting room and stored in the locked mobile cabinets. The chuck and all loose items (spurs, knock out bar, ...) should be removed from the lathe and put back in the tool box for secure storage.

We need your help too. Please give us feedback on the good and bad with the A/V system so we can make your online participation a great experience.

If you do not see video at the start of the meeting (~1pm CT) let us know via the Zoom Chat window.

If the video drops offline or there are other issues let us know via the Zoom Chat window

Please mute yourself during the meeting as any background noise overpowers the demonstrator and puts you in the demo screen.

Please send Steve Botkin and Charlie an email with any suggestions. **We monitor the Zoom chat but texts, email, calls, and voice feedback is difficult during the meeting as the AV team is quite occupied with operation of the equipment.**

WTSTL Hybrid Meetings● Each meeting lets us improve and address new issues with our hybrid system. In person meetings will continue to be open to visitors (except when a paid demonstrator is scheduled); remote participation will be available via Zoom. Recorded demonstrations are posted on the club YouTube channel.

Mentoring● Woodturners of St. Louis has a mentoring program for members. On our mentoring page, you'll find a list of members who have graciously agreed to invite other members into their home workshops for mentoring sessions. In some cases, mentors can visit your home to give instruction there instead. And some mentors offer consultations via Zoom or email.

We have several mentors available now, and we'd love to add more. If you're an experienced WTSTL member and would like to be a mentor, contact our President.

If you're a WTSTL member and would like to arrange a mentoring session, please go to our mentoring page. The locations of our current mentors are listed there, so you can choose the one closest to you. The topics they're willing to give instruction on are listed there as well.

We hope this program will bring members together to share our skills, spark fresh creativity and learning, and strengthen our sense of community.

Website● Electronic membership to the WTSTL is available via the club website. After entering your contact information and selecting your plan, log on to your PayPal account to complete your application and enter the amount to pay. When PayPal asks for our organization, enter **Woodturners of St. Louis**. You will receive a follow up email with your membership card. If you are not contacted within a couple of weeks, email the club Treasurer.

SWAP & SELL at the MAY 26th MEETING • If you have tools, accessories, jam chucks, adapters, tool handles, air brushes, fixtures, patterns, molds, blanks,...that you would like to swap or sell, bring them to the May meeting. In lieu of a premeeting demonstration members will set up in the parking lot and sell their wares. The club is asking for a 10% commission on all sales.



At least a week prior to the meeting, send a list of items you intend to bring for sale and I will include them in the reminder that is emailed prior to the next meeting. Send your list to STLWoodturners@gmail.com with the subject line – SWAP & SELL.



President's Spin • Spring is finally here! This is the time of year when woodturners all over the country start to sell all the items that they made during those dark and cold winter days. Using local farmer's and maker's markets is a great way to fund our very addictive hobby. Even a novice wood turner can find a niche selling his stuff. Selling your work is a great way to fund a hobby, more importantly it is great to develop your turning skills. Making a couple spatulas for your kitchen is a fun project, if you are making them to sell you develop more skills. I use batching to practice the skills that I want to develop. Last weekend I batched out 7 spatulas, I never make them exactly the same. With each spatula I had the opportunity to try something a little different, maybe instead of a spindle gouge I could switch over to a bowl gouge just to see what that is like. Instead of using a roughing gouge to round the stock try a skew gouge to round my stock. This way I still get some skills practice and can make a product to sell. Of course, getting out and selling the spatulas is a completely different discussion.

Last month the club had our first hands on training night. It was a big success, we had ten people show up to make tops. Ray Hinkle, Steve Reynolds and Don Eskridge were on hand to lend their knowledge. It is definitely something that we will continue to do. This month we will be making a small dish, it will be a great project for folks that have never tackled making a bowl. I really appreciate everyone that came out of the night of turning.

April's meeting threw some curve balls. The school is using the area we normally meet in to train their students in how to make large cement forms. We had to adjust our meeting a little but, in the end, it was very workable. We continue to have sound issues. The good news is that we have fixed the echo issue that was plaguing our meetings. The bad news is that sound is now very hard to understand. Several people have voiced their concern about the situation; I want to use this forum to let you know that we are working the issue and hope to have a solution by the next meeting. I appreciate the people that have stepped up to help Steve Botkin figure out how to resolve our sound issues. Ray Hinkle did a great demo on making a gnome figure, it is a great example of getting some spindle gouge practice while making something with personality. Thanks to Ray for coming out to do that demo.


Lastly, I want to give a shout out to Richard Grossman for winning April's President's Challenge. He created a beautiful vortex bowl out of cherry and added a couple beads for

good measure. Next month's President's Challenge is to make a gnome, it will be a fun project no matter your skill level. - - **Moe Milstead**

President's Challenge ● Members select their choice of winner for the PC. During the break, review the items on the challenge table. Separate your ticket and write your selection (the number in front of each entry) on the back of the one marked "TICKET". Place it in the PC bowl. Your voting ticket will enter you in the door prize drawing. One PC entry per member; must be turned following the challenge.

Congratulations to the April PC winner: Richard Grissom for his vortex bowl.

President's Challenge for May 2026 – Turn a gnome. (See the club YouTube video for more information).




Treasurer Report ● Dues are due for 2026 membership. Electronic membership applications and payments can be made on the website. If you prefer to complete and mail a [paper application](#), it is available and can be downloaded from the club website. New members are asked to complete the application form. Club patches are available from the Treasurer for \$5. – **Charles Sapp**



April Secretary's Report ● Hands On Meeting April 14, 2026 - For the 1st Hands On Meeting there were 12 members in attendance. Ray Hinkle, Steve Reynolds & Don Eskridge acted as mentors for the beginning turners. The students practiced turning by making spinning tops. The students at CJAP have been invited to join these sessions as well as our regular club meetings. One CJAP student participated for part of the session.

Meeting April 28, 2026 - There was no pre-meeting demonstration. The main meeting demonstration was done by Ray Hinkle. He showed how to turn a Gnome. He brought quite a few examples of how to personalize them. We had 30 members in attendance. An additional 2 members attended via Zoom. Randy Dicken generously brought dust masks to give away at the meeting. Charlie reported that we currently have 83 members for 2026. - **Valerie Botkin**



Hands on Turning Classes for all levels of experience June 26 & 27th ● I have scheduled Paul Krautmann to teach two classes - June 26 and June 27. Paul is a professional turner specializing in antique/reproductions of out-of-production spindles and associated parts. In addition, Paul turns extremely large wood bowls that he has shipped to locations in the United States and overseas. Some of Paul's work is displayed in a gallery in Columbia MO. The cost of the



class is \$95. Class starts at 9:00am and continues to 3:00pm. Paul will be the main demonstrator at the June 23rd WTSTL meeting.

The 1st Class offered on Friday June 26 will be an advanced/intermediate class (Note: recent woodturner experience is strongly suggested). If a novice turner wants to take this class we won't say no but we will caution them that they may fall behind during the class. In the class the students will turn a lidded box with an onion top or a mushroom top. The second item is a bowl with a spiral bottom (carving tools will be required). The third item is a large serving spoon or a potpourri bowl. Paul has suggested if you have a project that you are having trouble with, please bring it, and you can discuss potential solutions with him. The class starts at 9:00am and runs until 3:00pm. A 30 min lunch break is scheduled for noon. Wood will be provided; students should bring their own food and water for breaks. Cost of the class is \$95. I have asked Paul to be prepared to stay there until 4:00 pm to help students that have questions or run have run behind on their project. This class will take place at Barry Boeckstiegers' shop/home 3601 highway 61 Festus MO.

The 2nd Class offered on Saturday June 27 will be a novice/new turner class (Note: woodturner experience is not required). If an advanced woodturner wants to take this class we won't say no but we will caution that it may be a slower paced class. In the class the students will turn a large mallet, a wood spatula and a penny plate. The class starts at 9:00am and runs until 3:00pm. A 30 min lunch break is scheduled for noon. Wood will be provided; students should bring their own food and water for breaks. Cost of the class is \$95. I have asked Paul to be prepared to stay there until 4:00 pm to help students that have questions or run have run behind on their project. This class will take place at Barry Boeckstiegers' shop/home 3601 highway 61 Festus MO.

Contact Tom with any questions and to register for the class. It is on a first come basis with names taken for a waiting list. Tom Zeller 314-484-6499, <mailto:zellertom83@gamil.com>



Library News • Our library is only open on Sunday at our club meetings and is open to all our paid members for checking out books, videos, and DVD's.

Our library is a great source of inspiration and knowledge. Members can access a complete listing content on the club website. Please take advantage of this wonderful club benefit and return items in a timely manner.

Since Moe will be serving as President the club needs a club librarian. Please contact one of the officers if you are willing to serve or assist this needed position. – **Moe Milstead**

Community Programs ●



Beads of Courage: The Beads of Courage is a program for kids in need. BOC is a not-profit organization dedicated to improving the quality of life for children and teens coping with serious illness. The program integrates the use of beads as visible, tangible symbols of their experiences and treatment. Children receive a bead for every test, procedure, or treatment they undergo. Woodturners donate boxes to hold the beads they earn. Details on requirements for the boxes can be found on the club web site. Suggestions for BOC bags can be found [here](#). Ceramic beads to attach to the boxes are \$1.25 (13/16" in diameter) and available from Rob. Bring your boxes (or bags) to the meeting and give them to Tom Reel.

Pens for the Troops – Kits are available from the club Treasurer for a \$3 deposit which is returned to you when a completed pen is returned for the program – get your kits and return completed pens to Charles Sapp. In 2025, our club delivered over 350 pens to Woodcraft for distribution to the troops.



Wig Stands – Wig stands will be collected and delivered to a hospital in the fall. A video is available on our YouTube channel and article links included in the March 2025 newsletter on how to turn a wig stand.



Video Resources ●

- The Woodturners of St. Louis have a YouTube channel. On it you will find many of our demonstrations. To find the videos – go to YouTube.com and search on *Woodturner St Louis*. <https://www.youtube.com/@woodturnersstlouis2950/videos>

Note – Not a member of the AAW. Check out their website: [AAW](#) .

Positions to Fill ●

- Newsletter Editor – The editor is responsible for collecting articles, editing, and assembling the club newsletter.
- Demonstrators– Your help is needed to provide a demonstration at each of our meetings. The demo subject is your choice, whatever you enjoy doing – bowls, hollow forms, plates, boxes, pyrography, resins, stabilizing, tips and tricks, tops, Contact Rob Conaway to volunteer.
- Audio / Visual Team – Additional support is needed to help set up, monitor and understand the system for backup. Additional support would really help. Talk to Steve Botkin to volunteer.
- Pre-Meeting Mentor – Set up the Comets and be available to mentor members and visitors
- We appreciate all the help with set up and clean up. Contact Moe Milstead for more opportunities.

Tax Deductions • The Woodturners of St. Louis is a 501 (c)(3) charitable organization. Donations may be tax deductible. Donate up to \$100,000 annually from your IRA directly to a qualified charity through a [qualified charitable distribution](#). (As long as certain rules are met-such as you're at least 70½ when making the gift, and the check is payable directly to the qualified charity-then the distribution shouldn't be taxable income.)
Contributions accepted at any time of the year!



ZOOM Streaming Links • Our meetings will be streamed via ZOOM unless noted in the meeting information on the web page. All members should receive a reminder and the ZOOM link during the week prior to the meeting. If you do not receive the link by the Thursday prior to the meeting, **send an email to CWSAPP@CHARTER.NET requesting the link.**

Vendor / Sponsor Discounts • Check the website for vendors that offer discounts to club members. ***When shopping at Rockler in Bridgeton, ask them to register your purchase with the WTSTL as they provide gift cards to the club for door prizes after a number of purchases.***



Calendar of Upcoming Events

Date	Pre-Meeting 5:00 pm – 6:00 pm	Meeting 6:30 pm – 8:30 pm
May 26, 2026	Parking lot swap and sale	Moe Milstead – Nested clock
June 23, 2026	Skew and parting tools	Paul Krautmann - TBD

Facebook site • Check out the club Facebook page:

<https://www.facebook.com/pages/Woodturners-of-St-Louis/292734664135601>



and “Like” the page (click on the “Like” icon) to receive updates. You can also post your pictures on this site.

Facebook Group • **Our club has a Facebook group that is a great way to post pictures of your work, provide tech tips, and share ideas.** When you go to the site:

<https://www.facebook.com/groups/1157348070957128/?fref=nf> click on “Join” and your request will be processed by our Facebook administrator. It is a closed group and only seen by members.

April Show and Tell



Ken Bald



Ken Bald



Charles Sapp



Richard Grossman

April President's
Challenge Winner



Richard Grossman



Bob Goulding




Don Eskridge



Ray Hinkle



Tom Reel



Tom Reel





Tom Reel



Joe Farell



Joe Farell



Ray Hinkle



For questions, contact the web master. **Items submitted for the Show and Tell are now being displayed on the home page of the web.** Provide Charlie Sapp with good quality pictures (640 x 480) of your turnings for Show and Tell!

If you enjoy turning wood, making things on your lathe or want to learn more about woodturning then join the [Woodturners of St. Louis](#). Learn and share ideas with like-minded Woodturners of St. Louis. Our chapter normally meets from 6:30 pm to 8:30 pm on the fourth Tuesday of every month at 8300 Valcour Avenue, St. Louis, MO with a pre-meeting at 5:00 pm.

American Association of Woodturners • WTSTL is one of 350+ worldwide chapters of the American Association of Woodturners. We encourage you to join this organization. The AAW is dedicated to providing education, information, and organization to those interested in woodturning. You can join the AAW at their site: <http://woodturner.org/member/MemberLogOn.asp>.

Membership comes with access to on-line training information and includes a subscription to the *American Woodturner* magazine. Our club is a chapter of the AAW and we encourage all club members to join the AAW. They have been publishing a great series of on-line woodturning training articles for members that are worth the price of membership by themselves. They have also indexed all of the past AAW magazine articles so you can search and find help with most any issue you have or ideas on your next project.

President:	Moe Milstead	501.286.5923	moe_milstead@msn.com
Vice President:	Rob Conaway	314.378.2514	rjconaway@yahoo.com
Secretary:	Valerie Botkin		valeriebotkin@gmail.com
Treasurer:	Charles Sapp	636.928.0149	cwsapp@charter.net
Newsletter:	Charles Sapp	636.928.0149	cwsapp@charter.net
Librarian:	Moe Milstead	501.286.5923	moe_milstead@msn.com
Audio Visual:	Steve Botkin	314.504.0684	Steve@Botkin.ws
Director:	Tom Zeller	314.484.6499	zellertom83@gmail.com

Questions: webmaster@wtstl.com

Show and Tell items are featured on a slide show on the club website home page. Check it out!

www.WTSTL.com